



CHURCHILL®



2026

Alchemy | Churchill | Art de Cuisine

CONTENTS

To find out more about our latest collections:

CONTACT US

Tel: +44 (0) 1782 577566
 Email: info@churchill1795.com
 Website: www.churchill1795.com

To order samples please contact:
 uk.samples@churchill1795.com

INTRODUCTION

BRAND INTRODUCTION	6 - 7
PERFORMANCE DELIVERED	8 - 13
WHAT'S NEW	14 - 15
ENVISAGE COLLECTION	16 - 17
SUSTAINABILITY	18 - 19



ALCHEMY

AMBIENCE INTRODUCTION	20 - 21
AMBIENCE	22 - 25
AMBIENCE SMOKE	NEW 24 - 25
ALCHEMY INTRODUCTION	26 - 27
ABSTRACT	28 - 29
ABSTRACT FEATURE PIECES	30 - 31

BALANCE	36 - 37
BANDS	46 - 49
BUFFET CERAMIC SERVINGWARE	50 - 53
COOK & SERVE	42 - 43
ENERGY	40 - 41
MOONSTONE	38 - 39
PLATE TOWERS	44 - 45
SEQUEL	42 - 43
SIGNATURE TILES & WOODEN BOARDS	44 - 45
SMOKE	30 - 31
WHITE	32 - 35

DISPLAY SOLUTIONS

INTRODUCTION	376 - 377
CERAMIC BUFFET TRAYS	378 - 379
MELAMINE	NEW 380 - 393
WOOD	396 - 405
TRITAN COVERS	394 - 395



CHURCHILL SUPER VITRIFIED

INTRODUCTION	54 - 55
BAMBOO	274 - 283
BIT ON THE SIDE	318 - 321
BUCKINGHAM	310 - 311
CHEFS' PLATES	292 - 295
CLASSIC	304 - 305
COOKWARE	322 - 323

COUNTER SERVE	324 - 325
COUNTER SERVE HINTS	326 - 327
EVOLVE	290 - 291
INKED CASCADE	NEW 244 - 247
INKED DELTA	242 - 243
INKED ELEMENTS	222 - 225
INKED ERA	COLOUR & ADDITIONS 236 - 241
INKED EROSION	248 - 249
INKED LUMÉ	NEW 210 - 213
INKED LYRA	NEW 214 - 221
INKED TIDE	COLOUR & ADDITIONS 228 - 235
INKED TIDE ACCENTS	NEW 226 - 227
ISLA	266 - 273
LOTUS	300 - 301
MEDITERRANEAN	303 - 303
NATURAL	250 - 251
NOVA	304 - 305
NOURISH	312 - 317
OPAL	NEW 288 - 289
ORB	298 - 299
ORBIT	298 - 299
PROFILE	284 - 287
RETRO BLUE	258 - 259
SNACK ATTACK	330 - 331
STONECAST	COLOUR & ADDITIONS 56 - 111
STONECAST ACCENTS	120 - 123
STONECAST AQUEOUS	146 - 151
STONECAST CANVAS	114 - 119
STONECAST HINTS	152 - 155
STONECAST NOURISH	156 - 157
STONECAST PATINA	132 - 141
STONECAST PLUME	142 - 145
STONECAST RAW	124 - 131
STONECAST SPICE	NEW 112 - 113
STUDIO PRINTS ASTRO	160 - 161
STUDIO PRINTS FUSION	162 - 165
STUDIO PRINTS KINTSUGI	184 - 187
STUDIO PRINTS KINTSUGI ACCENTS	180 - 181
STUDIO PRINTS KINTSUGI REVERSE	182 - 183
STUDIO PRINTS HOMESPUN	176 - 179
STUDIO PRINTS HOMESPUN CHROMA	166 - 169
STUDIO PRINTS HOMESPUN ACCENTS	170 - 175
STUDIO PRINTS RAKU	188 - 201
STUDIO PRINTS STONE	202 - 207
TRACE	290 - 291
VELLUM	260 - 261
VIANA	NEW 262 - 264
VIANA PRINTS	NEW 265
VINTAGE PRINTS	254 - 257
VINTAGE PRINTS MED TILES	252 - 253
VOYAGER	331
WHITE	306 - 309
X SQUARED	296 - 297
X SQUARED+	296 - 297

EMERGE

ADDITIONS 344 - 351

CHURCHILL SUPER VITRIFIED BEVERAGE

BAMBOO	277 - 279
BLENDS	NEW 328 - 329
CAFÉ	336 - 337
CAFÉ NOVA	337
COMPACT	338 - 339
EMERGE	348 - 351
INKED DELTA	242 - 243
INKED ELEMENTS	222 - 225
INKED ERA	238 - 241
INKED LUMÉ	210 - 213
INKED LYRA	216 - 219
INKED TIDE	230 - 233
ISLA	268 - 269
LATTE	336 - 337
MONOCHROME	332 - 335
PROFILE	286 - 287
STONECAST	63 - 107
STONECAST PATINA	132 - 138
STONECAST PLUME	142 - 145
STUDIO PRINTS HOMESPUN	176 - 179
STUDIO PRINTS RAKU	190 - 194
ULTIMO	338 - 339
VELLUM	260 - 261
VIANA	262 - 264
VINTAGE PRINTS	256 - 257
WHITE HOLLOWARE	340 - 343

ART DE CUISINE

INTRODUCTION	352 - 353
FUTURE CARE	364 - 367
IGNEOUS	372 - 375
MENU PORCELAIN	360 - 363
MENU SHADES BEVERAGE	358 - 359
MENU SHADES CALDERA	354 - 357
RUSTICS SIMMER	370 - 371
RUSTICS SNUG MUGS	368 - 369



GLASS TABLEWARE

INTRODUCTION	406 - 407
BAMBOO GLASS	412 - 413
ISLA GLASS	410 - 411
VIANA GLASS	NEW 408 - 409



CHURCHILL CUTLERY

INTRODUCTION	414 - 415
AGANO	426 - 427
BAMBOO	428 - 429
COOPER	424 - 425
EVOLVE	416 - 417
ISLA	ADDITIONS 438 - 439
KINTSUGI	420 - 421
LINEAR	NEW 430 - 431
PROFILE	440 - 441
RAKU	ADDITIONS 442 - 443
STONECAST	418 - 419
TANNER	ADDITIONS 434 - 435
TANNER VINTAGE	436 - 437
TIDE VINTAGE	NEW 432 - 433
TRACE	422 - 423

FEATURES & BENEFITS	444 - 449
--------------------------------	-----------

BADGING	450
----------------	-----

[f churchill1795](#)
[in churchill1795](#)
[@churchill_1795](#)

In the printing of this brochure every effort has been made to ensure perfect reproduction of our products, but due to printing limitations, they may not be an exact match to the actual product.



Over 230 years of... INNOVATION, PASSION & EXPERTISE

A globally recognised British brand, Churchill are a trusted supplier of professional performance tableware, renowned for product quality, service excellence and inspirational designs.

To find out more about our latest collections, contact us on:

Tel: **+44 (0) 1782 577566** | Email: info@churchill1795.com
Website: www.churchill1795.com

To order samples please contact: uk.samples@churchill1795.com



OUR BRANDS...



ALCHEMY®
performance fine china

PAGE 20

PERFORMANCE . PRESENTATION . PASSION

Designed for elevated food presentation, Alchemy Performance Fine China offers the perfect balance of design and performance. The unique Alchemy formula creates one of the strongest ceramics in the world, with the optimum level of added alumina and the highest quality fine china clay.



CHURCHILL®
super vitrified

PAGE 54

ENGINEERED FOR PERFORMANCE

One of the strongest ceramic bodies in the world, Churchill Super Vitrified offers outstanding performance solutions across a variety of versatile designs, from timeless white to contemporary print, spinwash and coloured glaze effects.

EMERGE®

PAGE 344

ARTISAN LOOK, ENGINEERED PERFORMANCE

Inspired by the artistry of studio pottery, Emerge showcases a selection of carefully crafted shapes across three reactive glazes, designed to offer both functionality and style to the tabletop.



ART de CUISINE®
By CHURCHILL

PAGE 352

FASHION FOR FOOD

The extensive Art de Cuisine brand offers a blend of classic white and contemporary colour designs, available in vitrified porcelain and vitrified stoneware. Delivering value to professional caterers.

COMPLEMENTARY ITEMS...

Exclusively designed in-house, Churchill melamine, wood, glass and cutlery have been purposely designed for the hospitality industry, meeting the highest standards in presentation and performance.



MELAMINE

PAGE 380



WOOD

PAGE 396



GLASS

PAGE 406



CUTLERY

PAGE 414




PERFORMANCE DELIVERED


10 REASONS WHY A CHURCHILL PLATE IS MORE THAN JUST A PLATE





WE BLEND CENTURIES OF EXPERIENCE WITH CUTTING EDGE TECHNOLOGY AND DESIGN INNOVATION TO PRODUCE ONE OF THE STRONGEST CERAMIC BODIES IN THE WORLD*.


* Based on MOR

 Churchill's UK manufactured tableware is precisely engineered to perform to the demands of the hospitality environment. Every step in the process is practised and refined. From the sourcing of raw materials and unique formulation of the clay body, to shape engineering and numerous quality checks ensuring that Churchill products work as hard as you do.

 Fabricada en el Reino Unido, la vajilla de Churchill está diseñada con precisión para cumplir con las demandas del entorno de la hostelería. Cada paso del proceso se prueba y se refina. Desde la recepción de las materias primas y la formulación única del cuerpo cerámico, hasta la ingeniería de la forma y los numerosos controles de calidad para garantizar que los productos Churchill trabajen tan duro como usted. Los mejores chefs de la industria eligen a Churchill por encima de otras marcas debido al rendimiento, la experiencia y el diseño de nuestras cerámicas que agregan valor a sus operaciones hosteleras.

 Das in Großbritannien hergestellte Geschirr von Churchill ist genau auf die Anforderungen des Gastgewerbes abgestimmt. Jeder Arbeitsschritt wird praktiziert und verfeinert. Wir stellen sicher, dass von der Rohstoffbeschaffung über die einzigartige Rezeptur des Tonmaterials bis hin zur Formgestaltung und den zahlreichen Qualitätskontrollen unsere Churchill-Produkte mit Ihrer harten Arbeit mithalten können. Die Spitzenköche der Branche bevorzugen Churchill gegenüber anderen Marken aufgrund der Leistung, des Know-hows und des Designs unserer Keramiken, da diese die Qualität ihres Gastgewerbes erhöhen.

 Prodote nel Regno Unito, le stoviglie di Churchill sono accuratamente progettate per soddisfare le esigenze delle strutture ricettive. Ogni fase del processo viene sperimentata e perfezionata. Dall'approvvigionamento delle materie prime e dalla formula esclusiva dell'argilla alla progettazione delle forme e ai numerosi controlli qualità, per garantire che i prodotti Churchill lavorino duramente, proprio come te. I migliori chef preferiscono Churchill agli altri marchi, grazie alle prestazioni, alla competenza ed al design della nostra ceramica, tutte cose che aggiungono valore alle loro attività di accoglienza.

 Fabriquée au Royaume-Uni, la vaisselle Churchill est conçue précisément pour répondre aux exigences du milieu hôtelier. Nous mélangeons une expérience acquise au fil de centaines d'années à une technologie de pointe et au design. Des contrôles de qualité garantissent que les 70 000 pièces que nous fabriquons chaque jour soient les meilleurs produits sur le marché. Nos produits travaillent aussi durement que vous.



VITRIFICATION & FIRING

100% of Churchill's ceramics are vitrified which is essential to the hospitality industry. Through the process of vitrification, the particle structure of our ceramic body becomes strong, dense and watertight



QUALITY & CONFORMANCE

Churchill ceramics are continuously tested and quality checked, from the stage of raw materials, throughout the manufacturing process to the final fired piece.



HISTORY & HERITAGE

Established in 1795, Churchill have been manufacturing ceramics in Stoke on Trent, England for 230 years.



PERFORMANCE MATERIALS

Our unique clay recipe is essential in creating a strong and durable product for the hospitality industry. Our raw materials are selected to deliver the optimum balance of strength and whiteness.



GLAZING

Our glaze is hard wearing and designed specifically for the hospitality environment. The durability is a combination of the glaze recipe, the firing temperature and substrate. Our Eco Glaze is specially formulated to be re-usable, minimising our impact on the environment.



DESIGN INNOVATION

Churchill are experts in ceramic design and at the forefront of innovation. Our entire product portfolio is designed in the UK by our experienced and talented design team. We work with chefs from around the world ensuring we understand the needs of our customers.



SUSTAINABILITY

Our past continues to shape our future; as we evolve, grow and innovate we're able to draw on a rich history of expertise to continuously reduce our impact on the planet.



ENGINEERED SHAPE & FORM

Every piece of Churchill's ceramic is designed with performance in mind. Through expert shape engineering, we reinforce strength and durability while continual investment in technology guarantees functionality and consistent quality.



DURABLE DECORATION

At Churchill we innovate with colour without compromising on durability. Our decorating techniques plus the colour and glaze materials we select, create a vibrancy that lasts.



SERVICE & STOCK

At Churchill we are dedicated to reliability, ensuring our product is in stock and delivered on time. We pride ourselves on our stock levels and ability to deliver on time, all around the world.



MATERIALES



Nuestra receta única de arcilla es esencial para crear un producto fuerte y resistente para la industria hostelera. Nuestras materias primas se seleccionan para ofrecer el equilibrio óptimo de resistencia y blancura.



VITRIFICADO Y COCCIÓN

El 100% de la cerámica de Churchill está vitrificada, lo cual es esencial para la industria hostelera. A través del proceso de vitrificación, la estructura de partículas de nuestro cuerpo cerámico se vuelve fuerte, densa e impermeable.



ESMALTE

Nuestro esmalte es resistente y está diseñado específicamente para el entorno hostelero. La durabilidad es una combinación de la receta de esmalte, la temperatura de cocción y el sustrato. Nuestro Esmalte Eco está especialmente formulado para ser reutilizable, minimizando nuestro impacto en el medio ambiente.



DISEÑO E INGENIERÍA

Cada pieza de cerámica de Churchill está diseñada con rendimiento en mente. A través del diseño y la ingeniería, reforzamos la resistencia y durabilidad, mientras que la inversión continua en tecnología garantiza la funcionalidad y la calidad constante.



DECORACIÓN DURADERA

En Churchill innovamos con el color sin comprometer la durabilidad. Nuestras técnicas de decoración, junto con el color y los materiales de esmaltado que seleccionamos, crean una vivacidad que perdura.



VETRIFICAZIONE E COTTURA

Il 100% delle ceramica Churchill è vetrificato, cosa essenziale per il settore alberghiero. Il processo di vetrificazione conferisce alle particelle costitutive della nostra ceramica proprietà di resistenza, densità e impermeabilità.



MATERIALI AD ALTE PRESTAZIONI

La formula esclusiva della nostra argilla è essenziale per creare un prodotto resistente e durevole per il settore alberghiero. Selezioniamo le nostre materie prime per garantire un equilibrio ottimale tra resistenza e bianchezza.



SMALTATURA

Il nostro smalto è resistente e appositamente studiato per le strutture ricettive. La durata nasce da una combinazione tra formula dello smalto, temperatura di cottura e substrato. Il nostro smalto Eco Glaze è appositamente formulato per essere riutilizzabile, riducendo al minimo l'impatto ambientale.



FORMA E STRUTTURA PROGETTATE

Ogni pezzo di ceramica Churchill è progettato per fornire le massime prestazioni. Grazie ad una esperta progettazione della forma, aumentiamo la resistenza e la durata, mentre il continuo investimento in tecnologia garantisce funzionalità e qualità costante.



DECORAZIONE DUREVOLE

In Churchill innoviamo con il colore senza compromettere la durata. Le nostre tecniche di decorazione, oltre ai colori e agli smalti che selezioniamo, creano una vivacità che dura nel tempo.



CALIDAD Y CUMPLIMIENTOS

La cerámica de Churchill se revisa continuamente para verificar la calidad, desde la etapa de las materias primas, durante todo el proceso de fabricación hasta la pieza final.



DISEÑO DE INNOVACIÓN

Churchill son expertos en diseño cerámico y están a la vanguardia de la innovación. Nuestra gama de productos está diseñada en el Reino Unido por nuestro talentoso equipo de diseño. Trabajamos con chefs a nivel global para garantizar que comprendamos las necesidades de nuestros clientes.



SERVICIO Y ESTOCAJE

En Churchill estamos dedicados a la confiabilidad, asegurando que nuestro producto esté en stock y entregado a tiempo. Nos enorgullecemos de nuestros niveles de estocaje y de nuestra capacidad de entregar a tiempo, en todo el mundo.



QUALITÀ E CONFORMITÀ

La ceramica Churchill viene costantemente sottoposta a test e controlli di qualità, dalle materie prime iniziali, durante l'intero processo di produzione, fino al pezzo cotto finale.



INNOVAZIONE NEL DESIGN

Noi di Churchill siamo esperti nella progettazione della ceramica e all'avanguardia nell'innovazione. Tutta la nostra gamma prodotti è progettata nel Regno Unito dal nostro team di disegnatori di grande esperienza e talento. Collaboriamo con gli chef di tutto il mondo per essere sicuri di comprendere le esigenze dei nostri clienti.



SERVIZIO E SCORTE

In Churchill ci impegniamo per essere sempre più affidabili, garantendo la disponibilità dei prodotti a magazzino e la puntualità delle consegne. Ci vantiamo dei nostri livelli di scorte e della nostra capacità di effettuare consegne puntuali in ogni parte del mondo.



HISTORIA Y HERENCIA

Establecida en 1795, Churchill ha estado fabricando cerámica en Stoke on Trent, Inglaterra durante 230 años.



SOSTENIBILIDAD

Nuestro pasado sigue dando forma a nuestro futuro; a medida que evolucionamos, crecemos e innovamos, somos capaces de aprovechar una rica historia de experiencia para reducir continuamente nuestro impacto en el planeta.



STORIA ED EREDITÀ

Fondata nel 1795, Churchill produce ceramica a Stoke on Trent, Inghilterra, da 230 anni.



SOSTENIBILITÀ

Il nostro passato continua a plasmare il nostro futuro; Mentre ci evolviamo, cresciamo e innoviamo, siamo in grado di attingere a una ricca storia di competenze per ridurre continuamente il nostro impatto sul pianeta.



MATÉRIAUX DE POINTE



Notre pâte unique est indispensable pour la création d'une assiette blanche, robuste et résistante. Les contrôles permanents menés sur nos matières premières garantissent la conformité, la fiabilité et la performance de nos produits.



VITRIFICATION ET CUISSON

La vitrification est un point clé pour la céramique dans le secteur de la restauration. Les produits de la gamme Churchill sont vitrifiés à 100 %. La réduction d'air entre les particules donne une structure robuste, hermétique, hydrofuge et apte à la nourriture.



QUALITÉ ET CONFORMITÉ

Nous savons que nos produits sont performants parce que nous contrôlons au quotidien la vitrification, la résistance aux ébréchures, la résistance aux détergents industriels, l'étanchéité, la sécurité alimentaire et la régularité des tailles et des formes.



HISTOIRE ET PATRIMOINE

Nous fabriquons des produits céramiques depuis 1795 à Stoke-on-Trent en Angleterre c'est à dire depuis plus de 230 ans.



CONCEPTION ET DESIGN

Chaque produit céramique de la gamme Churchill est conçu pour être performant. Grâce au design et à l'ingénierie, nous renforçons la résistance et la longévité. Nous investissons en permanence dans la technologie ce qui garantit la fonctionnalité et la qualité supérieure de nos produits.



DÉCORATION DURABLE

Chez Churchill, nous innovons avec la couleur sans compromettre la durabilité. Nos techniques de décoration, ainsi que les émaux que nous sélectionnons, créent un éclat qui dure.



DISPONIBILITÉ PRODUITS

Nous nous engageons à assurer la fiabilité en veillant à ce que les commandes soient livrées intégralement et à temps. Nous sommes fiers de nos approvisionnements et de notre aptitude de livrer à temps, partout dans le monde.



VERGLASER & BRENNEN

Churchill Keramik ist zu 100 % verglast. Wir wissen, dass dies in der Gastronomie unerlässlich ist. Der Verglasungsprozess macht die Partikelstruktur unserer Keramik robuster, dichter und wasserundurchlässig.



QUALITÄT UND KONFORMITÄT

Churchill Keramik wird kontinuierlich getestet und auf Qualität geprüft, von den Rohmaterialien, über den gesamten Herstellungsprozess bis hin zum fertig gebrannten Keramikartikel.



GESCHICHTE & TRADITION

Das Unternehmen Churchill wurde 1795 gegründet und stellt seit 230 Jahren in England, in Stoke on Trent, Keramik her.



HOCHLEISTUNGSWERKSTOFFE

Unser einzigartiges Tonrezept ist für die Herstellung robuster und strapazierfähiger Gastronomie-Produkte unerlässlich. Unsere Rohmaterialien werden sorgfältig ausgewählt, damit wir Ihnen die bestmögliche Kombination von Robustheit und Weiße bieten können.



GLASUR

Unsere Glasur ist verschleißfest und speziell für den Gebrauch in der Gastronomie entwickelt. Die Widerstandsfähigkeit ist eine Kombination unseres Glasurrezepts, Brenntemperatur und Substrat. Unsere Öko-Glasur ist speziell formuliert und daher wiederverwendbar, wodurch unsere Auswirkungen auf die Umwelt minimiert werden.



INNOVATIVES DESIGN

Hier bei Churchill sind wir Experten im Keramikdesign und stehen an der Spitze in Bezug auf Innovation. Unser komplettes Produktportfolio wird von unserem talentierten und erfahrenen Designteam vollständig hier im Vereinigten Königreich entworfen. Wir arbeiten mit Küchenchefs aus der ganzen Welt zusammen, um die Anforderungen unserer Kunden besser zu verstehen.



NACHHALTIGKEIT

Unsere Vergangenheit prägt auch weiterhin unsere Zukunft; während wir uns weiterentwickeln, wachsen und innovativ sind, können wir auf eine lange Geschichte an Fachwissen zurückgreifen, um Auswirkungen auf die Umwelt kontinuierlich zu reduzieren.



FORM UND GESTALTUNG

Bei der Entwicklung jedes Churchill-Keramik-Artikels steht die Leistung im Vordergrund. Durch fachkundige Formgestaltung stärken wir die Robustheit und Haltbarkeit und wir investieren laufend in unsere Technologie, um Ihnen Funktionalität und gleichbleibende Qualität zu gewährleisten.



LANGLEBIGE DEKORATION

Bei Churchill setzen wir auf innovative Farben, ohne Kompromisse bei der Haltbarkeit einzugehen. Unsere Dekorationstechniken sowie die von uns verwendeten Farb- und Glasurmaterialien sorgen für eine dauerhafte Lebendigkeit der Farben.



SERVICE & LAGERBESTAND

Wir bei Churchill setzen auf Zuverlässigkeit und stellen sicher, dass unsere Produkte vorrätig sind und pünktlich geliefert werden. Wir sind stolz auf unseren Lagerbestand und unsere Fähigkeit, pünktlich zu liefern und das überall auf der Welt.

WHAT'S NEW

Churchill are experts in ceramic design and at the forefront of innovation, bringing colour, texture and shape to the hospitality tabletop with several new product launches every year.

We understand the importance of innovation, investing in detailed market research, material development and the latest technologies to deliver a continuous pipeline of new tableware.

Our entire product portfolio is designed in the UK by our experienced and talented design team, and engineered to deliver strength and performance in the busiest of hospitality environments.

SCAN HERE TO SEE OUR LATEST WHAT'S NEW BROCHURE.



SCAN ME




Envisage the FUTURE OF DINING

The Envisage Collection unifies visionary thinking, adaptability, and an innovative spirit, bringing together all of Churchill's once-fired pieces into one forward-looking range. Born from a pioneering manufacturing process first introduced by Churchill in the 1980s and continually refined over decades, Envisage reflects our enduring commitment to shaping a more sustainable future. Through bold shape design and thoughtful patterns, the collection is both an exploration of aesthetics and a testament to responsible innovation.

Why Once Fired?

Most tableware, particularly high-performance ceramics, is traditionally fired twice. At Churchill, our once-fired process significantly reduces the energy required to produce each piece, helping to minimise our environmental impact. We began once firing cups and small bowls in the 1980s, and over the decades, we've continually refined the technique, advancing it to accommodate larger items and the addition of decorative colour, without compromising on quality or performance.

Look for this logo  to signify a once fired piece

Some of our latest Envisage pieces:



Inked Cascade | Sapphire Blue



Inked Erosion | Sand



CHURCHILL

Our Sustainability Journey

FROM CLAY TO PLATE



As a business with over 230 years of heritage, Churchill's commitment to a sustainable future has been an integral part of our company ethos for generations. Our past continues to shape our future; as we evolve, grow and innovate we're able to draw on a rich history of expertise to continuously reduce our impact on the planet, support our people and improve our product.

SCAN HERE TO LEARN MORE ABOUT OUR SUSTAINABILITY STORY



SCAN ME



LOCAL RAW MATERIALS

Our raw materials are sourced from a responsible supplier based in the UK



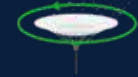
WASTE CLAY IS RECYCLED

100% of dry waste clay is recycled, with any failed fired pieces used for building materials



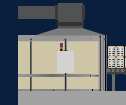
OPTIMISED PRODUCTION

We use cutting edge technology to improve manufacturing efficiencies and reduce waste to landfill



ECO GLAZE

Our glaze is recycled and removes impurities to ensure product longevity



KILN EFFICIENCIES

We have invested in our firing process to reduce energy per piece



SOLAR ENERGY

We have invested in 5,100 solar panels, making our Stoke-on-Trent warehouse completely net-zero



OPTIMISING SHIPMENTS

We have warehouses in Stoke-on-Trent, Rotterdam and Chicago to service our key markets efficiently and lower our logistics footprint



RECYCLABLE PACKAGING

All of our items are packaged in recyclable materials



DECARBONISATION IN ACTION AWARD

We won the 2023 UK Ceramics award in recognition of our proactive approach to decarbonisation.



DESIGNED FOR FINE DINING



ALUMINA
WHITENESS



ALUMINA
STRENGTH



MICROWAVE
SAFE



DISHWASHER
SAFE



POLISHED
BISCUIT FOOT



STACKABLE



DURABLE
AND VITRIFIED



SUPERIOR
GLAZE FINISH



VITRIFIED
HOTELWARE
BRITISH STANDARD



MECHANICAL
DISHWASHER
RESISTANCE
BRITISH STANDARD
EUROPEAN APPROVED

Learn more about our Features & Benefits
See page 444 - 449



ALCHEMY®
performance fine china

ambience


Ambience, the pinnacle collection within the Alchemy brand offers exceptional food presentation.

Its elegant design comes with distinct differences to the rest of the Alchemy tableware. Finer, lighter and a polished biscuit foot due to the manufacturing process.

ambience

Exceptional Presentation

A stylish and elegant range of fine plates, bowls and beverage, Ambience has been designed for fine dining, creating the perfect canvas for premium food presentation. While Alchemy Smoke elevates the collection with dramatic colour statement pieces.



STANDARD RIM PLATE
APRAF1251 31.7cm 12½"
Food presentation Area:
21.5cm 8½"
CTN QTY 6



STANDARD RIM PLATE
APRAF1151 28cm 11"
Food presentation Area:
18.5cm 7¼"
CTN QTY 6



STANDARD RIM PLATE
APRAF8 1 21.7cm 8½"
Food presentation Area:
14cm 5½"
CTN QTY 6



STANDARD RIM PLATE
APRAF7 1 18.4cm 7¼"
Food presentation Area:
11.5cm 4½"
CTN QTY 6



STANDARD RIM PLATE
APRAF6 1 16.2cm 6"
Food presentation Area:
10.5cm 4¼"
CTN QTY 6



MEDIUM RIM PLATE
APRAF1171 28cm 11"
Food presentation Area:
14cm 5½"
CTN QTY 6



WIDE RIM PLATE
APRAF1191 28cm 11"
Food presentation Area:
11cm 4¾"
CTN QTY 6



STANDARD RIM BOWL
APRAB1251 31.7cm 12½"
85cl 30oz
Food presentation Area:
22cm 8½"
CTN QTY 6



STANDARD RIM BOWL
APRAB1151 28cm 11"
51.1cl 18oz
Food presentation Area:
18.5cm 7¼"
CTN QTY 6



STANDARD RIM BOWL
APRAB7251 22cm 8½"
28.4cl 10oz
Food presentation Area:
14.5cm 5½"
CTN QTY 6



MEDIUM RIM BOWL
APRALB121 31.7cm 12½"
42.6cl 15oz
Food presentation Area:
16.5cm 6½"
CTN QTY 6



MEDIUM RIM BOWL
APRAB1171 28cm 11"
28.4cl 10oz
Food presentation Area:
14.5cm 5½"
CTN QTY 6



FINE TEACUP
APRAAFC81 22.7cl 8oz
H: 6cm Dia: 10cm
CTN QTY 6



STANDARD RIM
TEA SAUCER
APRAAFS61 16.5cm 6½"
CTN QTY 6
(Fits APRAAFC81)



CAN TEA CUP
APRAACT 1 22.7cl 8oz
H: 6.5cm Dia: 8cm
CTN QTY 6



CAN TEA SAUCER
APRAATCS1 16.5cm 6½"
CTN QTY 6
(Fits APRAACT 1)

ambience



CAN COFFEE CUP
APRAACF 1 12.5cl 4.5oz
 H: 6cm Dia: 6.5cm
 CTN QTY 6



CAN COFFEE SAUCER
APRAACCS1 13.5cm 5½"
 CTN QTY 6
 (Fits APRAACF 1)



CAN MUG
APRAACM 1 28.4cl 10oz
 H: 8cm Dia: 7.5cm
 CTN QTY 6



OVAL TEAPOT
APRAOT251 71cl 25oz
 H: 13.5cm
 CTN QTY 6
REPLACEMENT LID
APRAOL251
 CTN QTY 6



OVAL TEAPOT
APRAOT151 42.6cl 15oz
 H: 12cm
 CTN QTY 6
REPLACEMENT LID
APRAOL151
 CTN QTY 6



OVAL COFFEE POT
APRAOC181 51.1cl 18oz
 H: 15.5cm
 CTN QTY 6
REPLACEMENT LID
APRAOL181
 CTN QTY 6



OVAL JUG
APRAOJ101 28.4cl 10oz
 H: 12cm
 CTN QTY 6



OVAL JUG
APRAOJ5 1 14.2cl 5oz
 H: 7.5cm
 CTN QTY 6



OVAL JUG
APRAOJ2 1 7.1cl 2.5oz
 H: 5.5cm
 CTN QTY 6



OVAL COVERED SUGAR BOWL
APRAOCS61 17cl 6oz
 H: 9cm
 CTN QTY 6
REPLACEMENT LID
APRAOSL61
 CTN QTY 6



FINE SUGAR BOWL
APRAOSBF1 22.7cl 8oz
 H: 6cm Dia: 10cm
 CTN QTY 6



OVAL SALT
APRAAOS 1 H: 4.5cm
 CTN QTY 6
OVAL PEPPER
APRAAOP 1 H: 4.5cm
 CTN QTY 6



BUTTER BLOCK
APRAFBB 1 2.8cl 1oz
 H: 4.5cm Dia: 5.8cm
 CTN QTY 12

NEW COLLECTION

ambience smoke



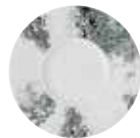
STANDARD RIM PLATE
APSBF1151 28cm 11"
 Food presentation Area:
 18.5cm 7¼"
 CTN QTY 6



STANDARD RIM PLATE
APSBF8 1 21.7cm 8½"
 Food presentation Area:
 14cm 5½"
 CTN QTY 6



STANDARD RIM PLATE
APSBF6 1 16.2cm 6"
 Food presentation Area:
 10.5cm 4¼"
 CTN QTY 6



MEDIUM RIM PLATE
APSBF1171 28cm 11"
 Food presentation Area:
 14cm 5½"
 CTN QTY 6



STANDARD RIM BOWL
APSB1151 28cm 11"
 51cl 18oz
 Food presentation Area:
 18.5cm 7¼"
 CTN QTY 6

GF Items with a fully glazed foot



PASSIONATE ABOUT FOOD



ALUMINA
WHITENESS



ALUMINA
STRENGTH



MICROWAVE
SAFE



DISHWASHER
SAFE



FULLY
GLAZED BASE



STACKABLE



DURABLE
AND VITRIFIED



EDGE CHIP
WARRANTY
Terms and
conditions apply



SUPERIOR
GLAZE FINISH



VITRIFIED
HOTELWARE
BRITISH STANDARD



MECHANICAL
DISHWASHER
RESISTANCE
BRITISH STANDARD
EUROPEAN APPROVED

Learn more about our Features & Benefits
See page 444 - 449



ALCHEMY®
performance fine china

A premium tableware collection, Alchemy Performance Fine China is designed for elevated and refined food presentation. Manufactured in the UK, Alchemy offers the perfect balance of design and performance.

The unique Alchemy formula creates one of the strongest ceramics in the world*, with the optimum level of added alumina and the highest quality fine china clay. Alchemy is a sophisticated collection that is designed to perform.

* Based on MOR

abstract

Contemporary Elegance

Designed for contemporary dining settings, Alchemy Abstract features a fresh geometrical embossment on white vitrified fine china. Alchemy Abstract is a high performing and functional collection, the added alumina in the fine china body enhances both strength and whiteness.



SERVICE PLATE
APRDUS131 33cm 13"
CTN QTY 6



PLATE
APRDUP111 30cm 11 1/4"
CTN QTY 12
APRDUP581 26.8cm 10 5/8"
CTN QTY 12



PLATE
APRDUP101 25.4cm 10"
CTN QTY 12
APRDUP9 1 23cm 9"
CTN QTY 12



PLATE
APRDUP8 1 20.3cm 8"
CTN QTY 12
APRDUP651 16.2cm 6 1/2"
CTN QTY 12



ROUND PASTA BOWL
APRDUPRB1 30.5cm 12"
79.7cl 28oz
CTN QTY 12



RIMMED SOUP BOWL
APRDUB9 1 24.5cm 9 1/2"
49.5cl 17oz
CTN QTY 12



SHALLOW OBLONG TRAY
APRD30ST1 30 x 14.5cm
11 1/4 x 5 1/2"
CTN QTY 6



SHALLOW OBLONG TRAY
APRD26ST1 26.5 x 13cm
10 1/4 x 5 1/4"
CTN QTY 6



DEEP OBLONG TRAY
APRDD1301 30 x 14.5cm
11 1/4 x 5 1/4" H: 2.5cm
CTN QTY 6



DEEP OBLONG TRAY
APRDD1261 26.3 x 13cm
10 1/4 x 5 1/4" H: 2.5cm
CTN QTY 6



STACKING TEACUP
APRDUSC71 20.6cl 7oz
H: 6.6cm Dia: 8cm
CTN QTY 12



TEA/COFFEE CUP
APRDUCB1 22cl 8oz
H: 6cm Dia: 10cm
CTN QTY 12



TEA SAUCER
APRDUCS61 15.3cm 6"
CTN QTY 12
(Fits APRDUTC81, APRDUSC71 & APRDUUCB1)



STACKING COFFEE CUP
APRDUSC31 8.3cl 3oz
H: 5cm Dia: 6cm
CTN QTY 12



ESPRESSO CUP
APRDUS3 1 8.5cl 3oz
H: 4.3cm Dia: 7cm
CTN QTY 6



COFFEE SAUCER
APRDUS5 1 12.8cm 5"
CTN QTY 12
(Fits APRDUS3 1 & APRDUSC31)



TEAPOT
APRDUE161 42cl 15oz
H: 9.8cm
CTN QTY 6
REPLACEMENT LID
APR AL161
CTN QTY 6
(Fits APRDUE161)



JUG
APRDUG51 13.8cl 5oz
H: 5.3cm
CTN QTY 6



OPEN SUGAR BOWL
APRDUSB1 22cl 8oz
H: 6.5cm Dia: 8.5cm
CTN QTY 6



CONSOUMÉ BOWL UNHANDLED
APRDUCB1 28.4cl 10oz
H: 5.5cm Dia: 10cm
CTN QTY 12



GF Items with a fully glazed foot

ALCHEMY® performance fine china

abstract feature pieces

Contemporary Elegance

Showcasing a contemporary linear design, the Alchemy Abstract Feature Pieces create a striking statement on the table. Designed for premium food presentation, the silhouette is enhanced by the Smoke design, adding a dramatic colour accent.



COUPE PLATE
 GF APRDAF581 27.2cm 10½"
 CTN QTY 6



COUPE PLATE
 GF APRDAF9 1 23.5cm 9½"
 CTN QTY 6



COUPE BOWL
 GF APRDAF101 27.1cm 10½"
 118cl 40oz
 CTN QTY 6



COUPE BOWL
 GF APRDAF8 1 21cm 8¼"
 59cl 20oz
 CTN QTY 6

ALCHEMY® performance fine china

smoke

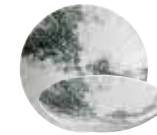
black



COUPE PLATE
 GF ASMBAF581 27.2cm 10½"
 CTN QTY 6



COUPE PLATE
 GF ASMBAF9 1 23.5cm 9½"
 CTN QTY 6




COUPE BOWL
 GF ASMBAF101 27.1cm 10½"
 118cl 40oz
 CTN QTY 6



COUPE BOWL
 GF ASMBAF8 1 21cm 8¼"
 59cl 20oz
 CTN QTY 6

grey



COUPE PLATE
 GF ASMGAF581 27.2cm 10½"
 CTN QTY 6



COUPE PLATE
 GF ASMGAF9 1 23.5cm 9½"
 CTN QTY 6



COUPE BOWL
 GF ASMGAF101 27.1cm 10½"
 118cl 40oz
 CTN QTY 6



COUPE BOWL
 GF ASMGAF8 1 21cm 8¼"
 59cl 20oz
 CTN QTY 6

GF Items with a fully glazed foot

white

Simply Appealing

Premium and timeless, Alchemy White has been designed with versatility and functionality in mind. Simply appealing, this white fine china collection features a comprehensive solution for events catering and hotel dining.



SERVICE PLATE
APR AS131 33cm 13"
CTN QTY 6



PLATE
APR AP131 33cm 13"
CTN QTY 6



PLATE
APR AP111 30cm 11½"
CTN QTY 12



PLATE
APR AP581 26.8cm 10¾"
CTN QTY 12



PLATE
APR AP101 25.4cm 10"
CTN QTY 12



PLATE
APR AP9 23cm 9"
CTN QTY 12



PLATE
APR AP8 20.3cm 8"
CTN QTY 12



PLATE
APR AP651 16.2cm 6½"
CTN QTY 12



ROUND PASTA BOWL
APR APFB1 30.5cm 12"
79.7cl 29oz
CTN QTY 12



RIMMED SOUP BOWL
APR AB9 24.5cm 9½"
49.5cl 17oz
CTN QTY 12



ROUND BOWL
APR AB7 19.5cm 7¾"
34cl 12oz
CTN QTY 12



ROUND BOWL
APR AB6 16.2cm 6½"
22cl 8oz
CTN QTY 12



RIMMED OVAL DISH
APR AO131 33cm 13"
CTN QTY 6



RIMMED OVAL DISH
APR AO111 28cm 11"
CTN QTY 6



RIMMED OVAL DISH
APR AO8 20.3cm 8"
CTN QTY 12

GF Items with a fully glazed foot



white



STACKING COFFEE CUP
APR ASC61 17cl 6oz
H: 6cm Dia: 7.5cm
CTN QTY 24 ☑



STACKING TEACUP
APR ASC71 20.6cl 7.5oz
H: 6.6cm Dia: 8cm
CTN QTY 24 ☑



ELEGANT CUP
APR AEC71 20.6cl 7.5oz
H: 6.5cm Dia: 8.5cm
CTN QTY 24 ☑



TEA/COFFEE CUP
APR ATC81 22cl 8oz
H: 6cm Dia: 10cm
CTN QTY 24 ☑



CAPPUCCINO CUP
APR ACC 1 34cl 12oz
H: 6.5cm Dia: 11cm
CTN QTY 24 ☑



CAPPUCCINO CUP
APR ACC81 22cl 8oz
H: 6cm Dia: 10cm
CTN QTY 24 ☑



TEA SAUCER
APR AS6 1 15.3cm 6"
CTN QTY 24 ☑
(Fits APR ASC6 1, APR ASC71,
APR AEC71, APR ATC81,
APR ACC 1 & APR ACC81)



COUPE TEA SAUCER
APR ACS61 15.3cm 6"
CTN QTY 24 ☑
(Fits APR ASC6 1, APR ASC71,
APR AEC71, APR ATC81,
APR ACC 1 & APR ACC81)



STACKING COFFEE CUP
APR ASC31 8.3cl 3oz
H: 5cm Dia: 6cm
CTN QTY 24 ☑



ESPRESSO CUP
APR AEC31 8.5cl 3oz
H: 5.5cm Dia: 6.5cm
CTN QTY 24 ☑



COFFEE SAUCER
APR AS5 1 12.8cm 5"
CTN QTY 24 ☑
(Fits APR ASC31, APR AEC31)



STACKING MUG
APR AM101 28.4cl 10oz
H: 9cm Dia: 8cm
CTN QTY 24 ☑



MUG
APR AM 1 28cl 10oz
H: 10.5cm Dia: 8cm
CTN QTY 24



TEAPOT
APR AT361 1lt 36oz
H: 13cm
CTN QTY 6
REPLACEMENT LID
APR ATL31
CTN QTY 6
(Fits APR AT361)



TEAPOT
APR AT251 71cl 25oz
H: 10.5cm
CTN QTY 6
REPLACEMENT LID
APR ATL21
CTN QTY 6
(Fits APR AT251)



TEAPOT
APR AT151 42.6cl 15oz
H: 9cm
CTN QTY 6
REPLACEMENT LID
APR ATL11
CTN QTY 6
(Fits APR AT151)



COFFEE POT
APR AC361 1lt 36oz
H: 17cm
CTN QTY 6
REPLACEMENT LID
APR ACL11
CTN QTY 6
(Fits APR AC361)



COFFEE POT
APR AC181 51.1cl 18oz
H: 11cm
CTN QTY 6
REPLACEMENT LID
APR ACL 1
CTN QTY 6
(Fits APR AC181)



JUG
APR AJ101 28cl 10oz
H: 9cm
CTN QTY 6
APR AJ5 1 13.8cl 5oz
H: 6.5cm
CTN QTY 6



OPEN SUGAR BOWL
APR AOSB1 22cl 8oz
H: 6.5cm Dia: 8.5cm
CTN QTY 6 ☑



COVERED SUGAR BOWL
APR ACSB1 22cl 8oz
H: 7.5cm Dia: 10.5cm
CTN QTY 6
REPLACEMENT LID
APR ALS 1
CTN QTY 6



SAUCE BOAT
APR AB121 34cl 12oz
H: 8.5cm Dia: 18cm
CTN QTY 6
MINI SAUCE BOAT
APR AB5 1 14.2cl 5oz
H: 6cm Dia: 13.5cm
CTN QTY 6



CONSOUMÉ BOWL
UNHANDLED
APR AUCB1 28.4cl 10oz
H: 5.5cm Dia: 10cm
CTN QTY 24 ☑



CONSOUMÉ BOWL
HANDLED
APR AHCB1 28.4cl 10oz
H: 5.5cm Dia: 10cm
CTN QTY 24 ☑



CONSOUMÉ STAND
SAUCER
APR AS6 1 15.3cm 6"
CTN QTY 24 ☑



SUGAR SACHET
HOLDER
APR ASSH1 11.3 x 7.3cm
5" x 3"
CTN QTY 6



BUTTER PAD/BALANCE
TEA SAUCER
APR ABP 1 10.2cm 4"
CTN QTY 12



SALT
APR AS 1 6cm 2 1/4"
CTN QTY 6
PEPPER
APR AP 1 6cm 2 1/4"
CTN QTY 6



EGG CUP
APR AEC 1 7cl 2oz
H: 4.5cm Dia: 4.5cm
CTN QTY 6



BUD VASE
APR ABV 1 12.5cm 4 1/4"
CTN QTY 6



balance

Simply Gourmet

Alchemy Balance provides a perfect minimal platform for elevated food presentation. The premium white colour of the Alchemy fine china body and the simplistic Balance shapes create a fresh, blank canvas for all manner of cuisines.



COUPE PLATE
APRBAC121 30.5cm 12"
CTN QTY 6



COUPE PLATE
APRBAC581 26.8cm 10 1/2"
CTN QTY 6



COUPE PLATE
APRBAC9 1 23cm 9"
CTN QTY 6



COUPE PLATE
APRBAC6 1 16.5cm 6 1/2"
CTN QTY 6




COUPE BOWL
APRBAC141 38.5 x 8.8cm
15 1/4" x 3 1/2" 500cl 175oz
CTN QTY 4



COUPE BOWL
APRBAC101 26.5cm 10 1/2"
CTN QTY 6



COUPE BOWL
APRBAC8 1 20.3cm 8"
CTN QTY 6



RECTANGULAR TRAY
APRBART 1 30 x 14.5cm
11 3/4" x 5 3/2"
CTN QTY 6



SMALL
RECTANGULAR TRAY
APRBART61 17 x 10cm
6 1/2" x 3 3/4"
CTN QTY 6



FOOTED SOUP BOWL
APRBAFSB1 34cl 12oz
H: 10.5cm Dia: 15cm
CTN QTY 6



BUTTER PAD
APRABP 1 10.2cm 4"
CTN QTY 12



RICE BOWL
APRBART161 44cl 16oz
H: 7.5cm Dia: 14cm
CTN QTY 12



RICE BOWL
APRARB91 25.6cl 9.5oz
H: 6.5cm Dia: 11cm
CTN QTY 24



RICE BOWL
APRARB41 12.5cl 4.5oz
H: 5cm Dia: 9cm
CTN QTY 24



Balance buffet items available on page 51

Items with a fully glazed foot



moonstone

Soft and Organic

Add style and creativity to the tabletop with a beautiful range of bowls and plates inspired by the soft, organic curves of nature. Moonstone offers great flexibility and works across many different types of cuisine, from fine dining to deli-buffet displays.



BOWL
APRSMB401 24.6 x 18.2cm
9 1/4" x 7 1/4" 112.4cl 40oz
CTN QTY 6



BOWL
APRSMB301 20.3 x 15.7cm
7 7/8" x 6 1/8" 85.2cl 30oz
CTN QTY 6



BOWL
APRSMB201 17.7 x 13.2cm
7" x 5 1/8" 56.8cl 20oz
CTN QTY 12



BOWL
APRSMB101 10.5 x 14.3cm
5 1/8" x 4 1/8" 28.4cl 10oz
CTN QTY 12



OVAL PLATE
APRSMP131 26.5 x 35.5cm
10 1/2" x 13 3/8"
CTN QTY 6



OVAL PLATE
APRSMP111 21.5 x 28.8cm
8 1/2" x 11 1/2"
CTN QTY 6



OVAL PLATE
APRSMP8 1 16.7 x 22.5cm
6 1/2" x 8 7/8"
CTN QTY 12



OVAL PLATE
APRSMP7 1 14.5 x 19cm
5 7/8" x 7 1/2"
CTN QTY 12



**ACACIA WOOD
LARGE BOARD**
ZCAWLMBD1 20 x 29cm
7 7/8" x 11 3/8"
CTN QTY 4



**ACACIA WOOD
MEDIUM BOARD**
ZCAWMMBD1 15 x 29cm
5 7/8" x 11 3/8"
CTN QTY 4



ACACIA WOOD BOWL
ZCAWLMBL1 23 x 21.5 x 11cm
9" x 8 1/2" x 4 1/2" 140cl 49.2oz
CTN QTY 4



ACACIA WOOD BOWL
ZCAWSMBL1 14 x 13.5 x 7cm
5 1/2" x 5 1/4" x 2 7/8" 30cl 10.5oz
CTN QTY 4

Moonstone melamine items available on page 386 - 387



Items with a fully glazed foot

energy

Urban Chic

This stylish collection of contemporary, square and rectangular shaped plates and bowls is designed to integrate with the Alchemy White range. With chic elegance and the pure whiteness of fine china, it offers many exciting possibilities to enhance food presentation.



SQUARE PLATE
 ■■ APR ASDP1 28cm 11"
 CTN QTY 6



SQUARE PLATE
 ■■ APR ASP91 23.3cm 9"
 CTN QTY 6



SQUARE PLATE
 ■■ APR ASSP1 17.7cm 7"
 CTN QTY 6



SQUARE PLATE
 ■■ APR ASP51 13.2cm 5 1/4"
 CTN QTY 12



SQUARE PASTA BOWL
 ■■ APR ASPB1 25.4cm 10"
 71cl 25oz
 CTN QTY 6



SQUARE BOWL
 ■■ APR ASLB1 20.3cm 8"
 56.8cl 20oz
 CTN QTY 6



SQUARE BOWL
 ■■ APR ASSB1 14.2cm 5 1/2"
 28.4cl 10oz
 CTN QTY 6



SQUARE BOWL
 ■■ APR ASTB1 10.2cm 4"
 6cl 2oz
 CTN QTY 12



RECTANGLE PLATE
 ■■ APR AE131 33 x 23cm
 13" x 9"
 CTN QTY 6

■ GF Items with a fully glazed foot

sequel & cook & serve

Elegant and fine, the Sequel beverageware collection is a sophisticated addition to premium tabletops, while dishes in Cook & Serve are minimal accessory pieces for sides and sauces.



sequel



CUP
APR AT161 45cl 16oz
H: 7.3cm Dia: 12cm
CTN QTY 12



CUP
APR AT121 31.2cl 11.4oz
H: 6.7cm Dia: 10.5cm
CTN QTY 12



CUP
APR ATC81 22cl 8oz
H: 6cm Dia: 10cm
CTN QTY 24



COUPE TEA SAUCER
APR ACS61 15.3cm 6"
CTN QTY 24
(Fits APR AT161 APR AT121 & APR ATC81)



ESPRESSO CUP
APR C3 1 8.5cl 3oz
H: 4.3cm Dia: 7cm
CTN QTY 6



COUPE ESPRESSO SAUCER
APR CS5 1 12.5cm 5"
CTN QTY 12
(Fits APR C3 1)



TEAPOT
APR TE161 42cl 16oz
H: 9.8cm
CTN QTY 6
REPLACEMENT LID
APR AL161
CTN QTY 6



COFFEE POT
APR CP211 59cl 21oz
H: 13.5cm
CTN QTY 6
REPLACEMENT LID
APR AL211
CTN QTY 6



JUG
APR JG101 28cl 10oz
H: 6.7cm
CTN QTY 6



JUG
APR JUG51 13.8cl 5oz
H: 5.3cm
CTN QTY 6



UNHANDLED JUG
APR JUG21 7.1cl 2oz
H: 3.5cm
CTN QTY 6



COVERED SUGAR BOWL
APR CSB21 20cl 7oz
H: 8.5cm
CTN QTY 6
REPLACEMENT LID
APR CSB11
CTN QTY 6

cook & serve



N°3 RAMEKIN
APRCAR6 1 17cl 6.5oz
H: 4.5cm Dia: 8cm
CTN QTY 24



N°2 RAMEKIN
APRCAR4 1 11cl 4oz
H: 4cm Dia: 7.5cm
CTN QTY 24



N°1 RAMEKIN
APRCAR2 1 5.5cl 2oz
H: 3.4cm Dia: 6.5cm
CTN QTY 24



plate towers

Delectable Displays

Our Alchemy Plate Towers have been designed to elevate shared dining moments, from afternoon tea to cheeseboards and tapas. Alternatively Signature Tiles are a sleek and contemporary option for sharing dishes.



THREE TIER PLATE TOWER*
APRAFFT31 Top Plate: 16.2cm 6"
 Middle Plate: 21.7cm 8"
 Bottom Plate: 28cm 11"
 Height: 33cm 13"
 CTN QTY 2



TWO TIER PLATE TOWER*
APRAFFT21 Top Plate: 21.7cm 8"
 Bottom Plate: 28cm 11"
 Height: 22cm 8½"
 CTN QTY 2



LARGE RECTANGULAR PLATE TOWER*
APRBAPT21 Top Plate: 30 x 14.5cm 11¼" x 5¾"
 Bottom Plate: 56 x 15.3cm 22" x 6"
 Height: 22cm 8½"
 CTN QTY 2



SMALL RECTANGULAR PLATE TOWER*
APRBAPT61 Top Plate: 17 x 10cm 6¾" x 3¾"
 Bottom Plate: 30 x 14.5cm 11¼" x 5¾"
 Height: 22cm 8½"
 CTN QTY 2

signature tiles & wooden boards



TOPAZ BLUE RECTANGULAR TILE
RKTBRST 1 37.6 x 14cm
 14¾" x 5½"
 CTN QTY 4
 (Fits Wooden Boards ZCAWWBDD1 and ZCAWLWSB1)



QUARTZ BLACK RECTANGULAR TILE
RKBQRST 1 37.6 x 14cm
 14¾" x 5½"
 CTN QTY 4
 (Fits Wooden Boards ZCAWWBDD1 and ZCAWLWSB1)



ACACIA WOOD LARGE SERVING BOARD
ZCAWLWSB1 40 x 16.5cm
 15¾" x 6½"
 CTN QTY 4
 (Compatible with: RKTBRST 1 and RKBQRST 1)



LARGE WOODEN DELI BOARD
ZCAWWBDD1 40 x 16.5cm
 15¾" x 6½"
 CTN QTY 4
 (Compatible with: RKTBRST 1 and RKBQRST 1)

*Not suitable for dishwasher use

MADE TO ORDER

UP TO 3 WEEKS LEAD TIME

bands

Understated Elegance

Understated elegance is the charm of Mono, with a minimalist black line making a striking contrast to the white body of Alchemy fine china, creating a modern and contemporary feel. Gold and Platinum lines are available to order across the whole Alchemy range, adding an extra dash of luxury and style.



mono
(AMO)



gold
(AGB)



platinum
(APB)



SERVICE PLATE
AS131 33cm 13"
CTN QTY 6



PLATE
AP131 33cm 13"
CTN QTY 6



PLATE
AP111 30cm 11½"
CTN QTY 12



PLATE
AP581 26.8cm 10½"
CTN QTY 12



PLATE
AP101 25.4cm 10"
CTN QTY 12



PLATE
AP9 1 23cm 9"
CTN QTY 12



PLATE
AP8 1 20.3cm 8"
CTN QTY 12



PLATE
AP651 16.2cm 6½"
CTN QTY 12



RIMMED OVAL DISH
AO131 33cm 13"
CTN QTY 6



RIMMED OVAL DISH
AO111 28cm 11"
CTN QTY 6



RIMMED OVAL DISH
AO8 1 20.3cm 8"
CTN QTY 12



ROUND PASTA BOWL
ARP81 30.5cm 12"
79.7cl 29oz
CTN QTY 12



RIMMED SOUP BOWL
AB9 1 24.5cm 9¾"
49.5cl 17oz
CTN QTY 12



ROUND BOWL
AB7 1 19.5cm 7¾"
34cl 12oz
CTN QTY 12



ROUND BOWL
AB6 1 16.2cm 6½"
22cl 8oz
CTN QTY 12

- Available in Black Band (AMO)
- Available in Gold Band (AGB)
- Available in Platinum Band (APB)

Alchemy Platinum & Gold bands are not recommended for dishwasher and microwave use.

☑ Items with a fully glazed foot



bands



CONSOMMÉ BOWL UNHANDLED
AUCB1 28.4cl 10oz
 H: 5.5cm Dia: 10cm
 CTN QTY 24



CONSOMMÉ BOWL HANDLED
AHCB1 28.4cl 10oz
 H: 5.5cm Dia: 10cm
 CTN QTY 24



CONSOMMÉ STAND/SAUCER
AS6 1 15.3cm 6"
 CTN QTY 24



STACKING COFFEE CUP
ASC61 17cl 6oz
 H: 6cm Dia: 7.5cm
 CTN QTY 24



STACKING TEACUP
ASC71 20.6cl 7.5oz
 H: 6.6cm Dia: 8cm
 CTN QTY 24



ELEGANT CUP
AEC71 20.6cl 7.5oz
 H: 6.5cm Dia: 8.5cm
 CTN QTY 24



TEA/COFFEE CUP
ATCB1 22cl 8oz
 H: 6cm Dia: 10cm
 CTN QTY 24



CAPPUCCINO CUP
ACC 1 34cl 12oz
 H: 6.5cm Dia: 11cm
 CTN QTY 24



CAPPUCCINO CUP
ACC81 22cl 8oz
 H: 6cm Dia: 10cm
 CTN QTY 24



TEA SAUCER
AS6 1 15.3cm 6"
 CTN QTY 24
 (Fits ASC61, ASC71, AEC71, ATCB1, ACC1, ACC81)



COUPE TEA/COFFEE SAUCER
ACS61 15.3cm 6"
 CTN QTY 24
 (Fits ASC61, ASC71, AEC71, ATCB1, ACC1, ACC81)



STACKING COFFEE CUP
ASC31 8.3cl 3oz
 H: 5cm Dia: 6cm
 CTN QTY 24



ESPRESSO CUP
AEC31 8.5cl 3oz
 H: 5.5cm Dia: 6.5cm
 CTN QTY 24



COFFEE SAUCER
AS5 1 12.8cm 5"
 CTN QTY 24
 (Fits ASC31, AEC31)



STACKING MUG
AM101 28.4cl 10oz
 H: 9cm Dia: 8cm
 CTN QTY 24



MUG
AM 1 28cl 10oz
 H: 10.5cm Dia: 8cm
 CTN QTY 24



TEAPOT
AT361 1ltr 36oz
 H: 13cm
 CTN QTY 6
AT251 71cl 25oz
 H: 10.5cm
 CTN QTY 6



TEAPOT
AT151 42.6cl 15oz
 H: 9cm
 CTN QTY 6



COFFEE POT
AC361 1ltr 36oz
 H: 17cm
 CTN QTY 6



COFFEE POT
AC181 51.1cl 18oz
 H: 11cm
 CTN QTY 6



JUG
AJ101 28cl 10oz
 H: 9cm
 CTN QTY 6



JUG
AJ5 1 13.8cl 5oz
 H: 6.5cm
 CTN QTY 6



COVERED SUGAR BOWL
ACSB1 22cl 8oz
 H: 7.5cm Dia: 10.5cm
 CTN QTY 6



OPEN SUGAR BOWL
AOSB1 22cl 8oz
 H: 6.5cm Dia: 8.5cm
 CTN QTY 6



SUGAR SACHET HOLDER
ASSH1 11.3 x 7.3cm 5" x 3"
 CTN QTY 6



SAUCE BOAT
AB121 34cl 12oz
 H: 8.5m Dia: 18cm
 CTN QTY 6



MINI SAUCE BOAT
AB5 1 14.2cl 5oz
 H: 6cm Dia: 13.5cm
 CTN QTY 6



BALANCE BUTTER PAD/TEA SAUCER
ABP 1 10.2cm 4"
 CTN QTY 12



SALT
AS 1 6cm 2 3/4"
 CTN QTY 6
PEPPER
AP 1 6cm 2 3/4"
 CTN QTY 6



BUD VASE
ABV 1 12.5cm 4 7/8"
 CTN QTY 6

■ Available in Black Band (AMO)
 ■ Available in Gold Band (AGB)
 ■ Available in Platinum Band (APB)

Alchemy Platinum & Gold bands are not recommended for dishwasher and microwave use



⊕ Covered by Churchill 5 Year Edge Chip Warranty

GF Items with a fully glazed foot


buffet ceramic servingware

Deli Style


The Alchemy Buffet collection is a creative evolution of shapes, capturing the stunning profiles of Energy, Balance and Moonstone. Combine with our innovative melamine and wood buffet items to add impact to deli style food presentation.




ceramic buffet trays




RECTANGULAR CERAMIC
BUFFET TRAY
APRBART1 30 x 14.5cm
11 3/4" x 5 3/4"
CTN QTY 6



RECTANGULAR CERAMIC
BUFFET TRAY
APRBART21 56 x 15.3cm
22" x 6"
CTN QTY 4



RECTANGULAR CERAMIC
BUFFET TRAY
APRBART41 46 x 10cm
18" x 3 3/4"
CTN QTY 4



RECTANGULAR CERAMIC
BUFFET TRAY
APRBART51 58 x 20cm
22 7/8" x 7 7/8"
CTN QTY 4



RECTANGULAR CERAMIC
BUFFET TRAY
APRBART61 17 x 10cm
6 5/8" x 3 7/8"
CTN QTY 6



SQUARE CERAMIC
BUFFET TRAY
APRBAST1 30.3 x 30.3cm
11 7/8" x 11 7/8"
CTN QTY 4


ceramic hints buffet trays



HINTS BARLEY WHITE
RECTANGULAR
BUFFET TRAY
SHWHART1 30 x 14.5cm
11 3/4" x 5 3/4"
CTN QTY 6



HINTS BARLEY WHITE
SQUARE BUFFET TRAY
SHWHAST1 30.3 x 30.3cm
11 7/8" x 11 7/8"
CTN QTY 4



HINTS INDIGO BLUE
RECTANGULAR
BUFFET TRAY
SHBIART1 30 x 14.5cm
11 3/4" x 5 3/4"
CTN QTY 6



HINTS INDIGO BLUE
SQUARE BUFFET TRAY
SHBIAST1 30.3 x 30.3cm
11 7/8" x 11 7/8"
CTN QTY 4

balance ceramic buffet bowls



HINTS BARLEY WHITE
LARGE COUPE BOWL
SHWHAC141 38.5cm 15 1/4"
H: 8.8cm 500cl 175oz
CTN QTY 4



HINTS INDIGO BLUE
LARGE COUPE BOWL
SHBIAC141 38.5cm 15 1/4"
H: 8.8cm 500cl 175oz
CTN QTY 4



BALANCE LARGE
COUPE BOWL
APRBAC141 38.5cm 15 1/4"
H: 8.8cm 500cl 175oz
CTN QTY 4

buffet ceramic servingware



SQUARE PLATE
APR ASDP1 28cm 11"
 CTN QTY 6



SQUARE PLATE
APR ASP91 23.3cm 9"
 CTN QTY 6



SQUARE PLATE
APR ASSP1 17.7cm 7"
 CTN QTY 6



SQUARE PLATE
APR ASP51 13.2cm 5 1/4"
 CTN QTY 12



SQUARE PASTA BOWL
APR ASPB1 25.4cm 10"
 71cl 25oz
 CTN QTY 6



SQUARE BOWL
APR ASLB1 20.3cm 8"
 56.8cl 20oz
 CTN QTY 6



SQUARE BOWL
APR ASSB1 14.2cm 5 1/2"
 28.4cl 10oz
 CTN QTY 6



SQUARE BOWL
APR ASTB1 10.2cm 4"
 6cl 2oz
 CTN QTY 12



RECTANGLE PLATE
APR AE131 33 x 23cm
 13" x 9"
 CTN QTY 6



COUPE PLATE
APRBAC121 30.5cm 12"
 CTN QTY 6



COUPE PLATE
APRBAC581 26.8cm 10 5/8"
 CTN QTY 6



COUPE PLATE
APRBAC91 23cm 9"
 CTN QTY 6



COUPE PLATE
APRBAC61 16.5cm 6 1/2"
 CTN QTY 6



LARGE COUPE BOWL
APRBAC141 38.5cm 15 1/4"
 H: 8.8cm 500cl 175oz
 CTN QTY 4



COUPE BOWL
APRBAC101 26.5cm 10 1/2"
 CTN QTY 6



COUPE BOWL
APRBAC81 20.3cm 8"
 CTN QTY 6



OVAL PLATE
APRSMP131 26.5 x 35.5cm
 10 1/2" x 13 3/4"
 CTN QTY 6



OVAL PLATE
APRSMP111 21.5 x 28.8cm
 8 1/2" x 11 1/4"
 CTN QTY 6



OVAL PLATE
APRSMP81 16.7 x 22.5cm
 6 5/8" x 8 7/8"
 CTN QTY 12
APRSMP71 14.5 x 19cm
 5 3/4" x 7 1/2"
 CTN QTY 12



BOWL
APRSMB401 24.6 x 18.2cm
 9 3/4" x 7 1/4" 112.4cl 40oz
 CTN QTY 6
APRSMB301 20.3 x 15.7cm
 7 7/8" x 6 1/4" 85.2cl 30oz
 CTN QTY 6



BOWL
APRSMB201 17.7 x 13.2cm
 7" x 5 1/4" 56.8cl 20oz
 CTN QTY 12



BOWL
APRSMB101 10.5 x 14.3cm
 5 1/4" x 4 1/4" 28.4cl 10oz
 CTN QTY 12



TEAR DISH
APRBATD111 29.3cm 11 1/2"
 65.3cl 23oz
 CTN QTY 6



TEAR DISH
APRBATD91 23.6cm 9 1/4"
 34cl 12oz
 CTN QTY 6
APRBATD61 16cm 6 1/4"
 14.2cl 5oz
 CTN QTY 12



RICE BOWL
APRBAR161 44cl 16oz
 H: 7.5cm Dia: 14cm
 CTN QTY 12



RICE BOWL
APRBAR91 25.6cl 9.5oz
 H: 6.5cm Dia: 11cm
 CTN QTY 24



RICE BOWL
APRBAR41 12.5cl 4.5oz
 H: 5cm Dia: 9cm
 CTN QTY 24



FOOTED SOUP BOWL
APRBAFSB1 34cl 12oz
 H: 10.5cm Dia: 15cm
 CTN QTY 6



BUFFET BOAT DISH
APRBAB191 51.8cm 20 3/4"
 128cl 45oz
 CTN QTY 4



BUFFET BOAT DISH
APRBAB141 39.2cm 15 1/2"
 71cl 25oz
 CTN QTY 6



BUFFET BOAT DISH
APRBAB111 29cm 11 1/2"
 25.5cl 9oz
 CTN QTY 6





ENGINEERED FOR PERFORMANCE



MICROWAVE
SAFE



DISHWASHER
SAFE



FULLY
GLAZED BASE



STACKABLE



DURABLE
AND VITRIFIED



EDGE CHIP WARRANTY
5 YEAR
★ ★ ★ ★ ★
TERMS AND
CONDITIONS APPLY



SUPERIOR
GLAZE FINISH



VITRIFIED
HOTELWARE
BRITISH STANDARD



MECHANICAL
DISHWASHER
RESISTANCE
BRITISH STANDARD
EUROPEAN APPROVED

Learn more about our Features & Benefits
See page 444 - 449



CHURCHILL®
super vitrified

Professional tableware that
works as hard as you do...
Guaranteed.

The Churchill Super Vitrified body is one of the strongest in the world, delivering presentation that lasts.

A comprehensive collection of ranges from classic to contemporary, whiteware to coloured glazes. A variety of shapes and sizes to provide your tabletop solution.

The Churchill Super Vitrified collection offers solutions for chefs that work in fast moving, professionally disciplined back of house environments.

Professionals demand the best performance time and time again – and want products with a proven track record.

Stonecast®

Rustic Charm Revived

Stonecast is an exciting collection of hand finished ceramics from Churchill, designed in different styles to suit all manner of hospitality environments. Available in a variety of versatile designs, from the iconic original Stonecast range to innovative new designs such as semi-matte Stonecast Raw and minimal Stonecast Accents, while rustic Stonecast Melamine complements the ceramics collection, enhancing food displays. The nature of the ceramic manufacturing process means that every piece of Stonecast will be slightly different, adding to the overall charm of the product.



HAND DECORATED



EACH PIECE
IS UNIQUE



CHURCHILL® super vitrified

Stonecast®

Stonecast is a rustic tableware collection in colours inspired by the changing seasons and fresh ingredients, the design is hand decorated, making each piece unique.

Rustic Charm Revived



Featured with Tanner Vintage cutlery



Barley White

NEW ADDITIONS



COUPE PLATE
SWHSEV121 32.4cm 12¾"
CTN QTY 6
SWHSEV111 28.8cm 11¼"
CTN QTY 12



COUPE PLATE
SWHSEV581 27.5cm 10¾"
CTN QTY 12



COUPE PLATE
SWHSEV101 26cm 10¼"
CTN QTY 12



COUPE PLATE
SWHSEVP91 23.2cm 9½"
CTN QTY 12



COUPE PLATE
SWHSEVP81 21.7cm 8½"
CTN QTY 12
SWHSEVP61 16.5cm 6½"
CTN QTY 12



PLATE
SWHSEVP111 30.5cm 12"
CTN QTY 12



PLATE
SWHSEVP581 27.6cm 10¾"
CTN QTY 12



PLATE
SWHSEVP101 26.1cm 10¼"
CTN QTY 12



PLATE
SWHSEVP91 23.4cm 9½"
CTN QTY 12



PLATE
SWHSEVP81 21cm 8¼"
CTN QTY 12



PLATE
SWHSEVP61 17cm 6¾"
CTN QTY 12



LARGE COUPE BOWL
SWHSEVPLC21 31cm 12"
240cl 84.5oz
CTN QTY 6



COUPE BOWL
SWHSEVB91 24.8cm 9¾"
113.6cl 40oz
CTN QTY 12



COUPE BOWL
SWHSEVB71 18.2cm 7¼"
42.6cl 15oz
CTN QTY 12



DEEP COUPE PLATE
SWHSPD271 28.1cm 11"
H: 3.7cm
CTN QTY 12



DEEP COUPE PLATE
SWHSPD251 25.5cm 10"
H: 3.5cm
CTN QTY 12





DEEP COUPE PLATE
SWHSPD221 22.5cm 8½"
H: 2.7cm
CTN QTY 12



DEEP COUPE BOWL
SWHSEB221 22.2cm 8¾"
H: 6.5cm 110cl 39oz
CTN QTY 6
SWHSEB191 19.6cm 7¾"
H: 5.5cm 75cl 26oz
CTN QTY 6



CHEFS' WALLED PLATE
SWHWP281 27.5cm 10¾"
H: 2cm
CTN QTY 6
SWHWP261 26cm 10¼"
H: 2cm
CTN QTY 6



CHEFS' WALLED PLATE
SWHWP211 21cm 8¼"
H: 2cm
CTN QTY 6
SWHWP161 15.7cm 6¼"
H: 2cm
CTN QTY 6



ORGANIC WALLED PLATE
SWHSOW261 25cm 10"
H: 2cm
CTN QTY 6
SWHSOW211 21cm 8¼"
H: 2cm
CTN QTY 6



ORGANIC WALLED BOWL
SWHSWOB21 23cm 9"
H: 4.5cm 118cl 42oz
CTN QTY 6
SWHSWOB11 20cm 7½"
H: 4.5cm 87cl 31oz
CTN QTY 6



ORGANIC ROUND PLATE
SWHSOG111 28.6cm 11¼"
CTN QTY 12
SWHSOG101 26.4cm 10½"
CTN QTY 12



ORGANIC ROUND PLATE
SWHSOG81 21cm 8¼"
CTN QTY 12
SWHSOG71 18.6cm 7¼"
CTN QTY 12

NEW

NEW

NEW

NEW

NEW

NEW

NEW SHAPE



ORGANIC ROUND BOWL
SWHSOGB11 25.3cm 9¾"
110cl 38oz
CTN QTY 12



NATURAL ORGANIC COUPE BOWL
SWHSPB251 25cm 9¾"
H: 5cm 150cl 53oz
CTN QTY 6
Speckled glaze only - no edge band.



NATURAL ORGANIC COUPE BOWL
SWHSPB221 22cm 8¾"
H: 5cm 74cl 26oz
CTN QTY 6
Speckled glaze only - no edge band.



NATURAL ORGANIC DEEP BOWL
SWHSPWB21 25cm 9¾"
H: 4.5cm 116cl 41oz
CTN QTY 6
Speckled glaze only - no edge band.




NATURAL ORGANIC DEEP BOWL
SWHSPWB11 21.5cm 8½"
H: 4.5cm 77cl 27oz
CTN QTY 6
Speckled glaze only - no edge band.



NATURAL ORGANIC PLATTER
SWHSPLA31 26 x 20cm
10¼" x 7¾"
CTN QTY 6
Speckled glaze only - no edge band.



NATURAL ORGANIC PLATTER
SWHSPLA21 26 x 15cm
10¼" x 5¾"
CTN QTY 6
Speckled glaze only - no edge band.



OPAL ORGANIC BOWL
SWHSOBO91 25cm 9¾"
H: 6cm 80cl 28oz
CTN QTY 12

NEW SHAPE

NEW SHAPE

NEW SHAPE

NEW SHAPE

NEW SHAPE



OPAL ORGANIC BOWL
SWHSOBO71 20cm 7¾"
H: 5.3cm 34cl 12oz
CTN QTY 12



OPAL ORGANIC OBLONG
SWHSOO351 35 x 18.5cm
13¾" x 7¼"
CTN QTY 6



OPAL ORGANIC OBLONG
SWHSOO301 30 x 15cm
11¾" x 5¾"
CTN QTY 12



OPAL ORGANIC OBLONG
SWHSOO261 26 x 15cm
10¼" x 5¾"
CTN QTY 12



OPAL ORGANIC OBLONG
SWHSOO221 22 x 13cm
8¾" x 5¼"
CTN QTY 12



WIDE RIM BOWL
SWHSVWB11 28cm 11"
46.8cl 16.5oz
CTN QTY 12
SWHSVWB11 24cm 9½"
28.4cl 10oz
CTN QTY 12



TRIANGLE PLATE
SWHSTR121 31.1cm 12¼"
CTN QTY 6
SWHSTR101 28.5cm 11¼"
CTN QTY 12



TRIANGLE PLATE
SWHSTR91 24.5cm 9¾"
CTN QTY 12
SWHSTR71 20.3cm 8"
CTN QTY 12



TRIANGLE BOWL
SWHSTRB91 23.5cm 9¼"
60cl 21oz
CTN QTY 12



TRIANGLE BOWL
SWHSTRB71 18.5cm 7¼"
37cl 13oz
CTN QTY 12
SWHSTRB61 15.3cm 6"
26cl 9oz
CTN QTY 12



TRIANGLE SHALLOW BOWL
SWHSTB271 27.2 x 26.7cm
10¾" x 10½" 78cl 27oz
CTN QTY 12
SWHSTB231 21 x 21cm
8¼" x 8¼" 41cl 14oz
CTN QTY 12



CHEFS' TRIANGLE WALLED PLATE
SWHSTWT21 26cm 10¼"
H: 2cm
CTN QTY 6
SWHSTWT11 20cm 7¾"
H: 2cm
CTN QTY 6



CHEFS' TRIANGLE PLATE
SWHSTC351 35.5 x 18.8cm
13¾" x 7¾"
CTN QTY 6
SWHSTC301 30.4 x 20.5cm
12" x 8"
CTN QTY 6



CHEFS' TRIANGLE PLATE
SWHSTC261 26.5 x 20.5cm
10¾" x 8"
CTN QTY 12



CHEFS' GEO PLATE
SWHSGE351 35 x 18.5cm
13¾" x 7¼"
CTN QTY 6
SWHSGE301 30 x 15.5cm
11¾" x 6¼"
CTN QTY 12



CHEFS' OBLONG PLATE No. 4
SWHSXO141 35.5 x 18.9cm
13¾" x 7¾"
CTN QTY 6
CHEFS' OBLONG PLATE No. 3
SWHSXO111 29.8 x 15.3cm
11¾" x 6"
CTN QTY 12

ENVISAGE® COLLECTION Due to the nature of the once fired manufacturing process, the Envisage collection has a polished biscuit foot. Look for this Logo to signify a once fired piece



Covered by Churchill 5 Year Edge Chip Warranty



CHEFS' OBLONG
 PLATE No. 2
SWHSXO101 26.9 x 12.7cm
 10 5/8" x 5"
 CTN QTY 12



CHEFS' OBLONG
 PLATE No. 1
SWHSXO71 20 x 12.1cm
 7 7/8" x 4 3/4"
 CTN QTY 12



CHEFS' OBLONG
 PLATE No. 9
SWHSXP141 34.4 x 23.4cm
 13 1/2" x 9 1/4"
 CTN QTY 6



CHEFS' OBLONG
 PLATE No. 8
SWHSOBL41 30 x 19.9cm
 12" x 7 7/8"
 CTN QTY 6



CHEFS' OBLONG
 PLATE No. 7
SWHSOBL31 26.1 x 20.2cm
 10 1/4" x 8"
 CTN QTY 12



CHEFS' OBLONG
 PLATE No. 6
SWHSOBL21 23.7 x 15.7cm
 9 1/8" x 6 1/8"
 CTN QTY 12



CHEFS' OBLONG
 PLATE No. 5
SWHSOBL11 15.4 x 12.6cm
 6" x 5"
 CTN QTY 12



OBLONG PLATE
SWHSOP141 34.5 x 18.5cm
 13 1/2" x 7 1/4"
 CTN QTY 6
SWHSOP111 29.5 x 14cm
 11 3/4" x 5 1/2"
 CTN QTY 12



CHEFS' WALLED
 OBLONG PLATE
SWHSWO341 35 x 18.5cm
 13 3/4" x 7 1/4" H: 2cm
 CTN QTY 6



CHEFS' WALLED
 OBLONG PLATE
SWHSWO291 30 x 15.4cm
 11 3/4" x 6" H: 2cm
 CTN QTY 6



TASTING TRAY
SWHSOF331 32.3 x 10.5cm
 12 5/8" x 4 1/8"
 CTN QTY 6



TASTING TRAY
SWHSOF301 29.5 x 8.8cm
 11 1/2" x 3 3/8"
 CTN QTY 6
SWHSOF231 24.7 x 8.8cm
 9 5/8" x 3 3/8"
 CTN QTY 6



DEEP SQUARE PLATE
SWHSDS101 26.8cm 10 1/2"
 CTN QTY 6



OVAL COUPE PLATE
SWHSOP71 19.2 x 16cm
 7 3/4" x 6 1/4"
 CTN QTY 12



ROUND DISH
SWHSID71 18.5 x 16.8cm
 7 1/2" x 6 5/8" 35.8cl 12.6oz
 CTN QTY 12
SWHSID61 16 x 14.5cm
 6 1/2" x 5 3/4" 24.7cl 8.7oz
 CTN QTY 12



HANDLED PADDLE
SWHSPDLH1 28.4cm 11 1/8"
 CTN QTY 6



DEEP SKILLET PAN
SWHSRN21 24.5cm 9 5/8"
 57cl 20oz
 CTN QTY 6
SWHSPN11 23cm 9"
 37cl 13oz
 CTN QTY 6



LIDDED STEW POT
SWHSSPT1 14cm 5 1/2"
 43cl 15oz
 CTN QTY 6
 REPLACEMENT LID
SWHSLD11
 CTN QTY 6



INTERMEDIATE OVAL
 EARED DISH
SWHSIOEN1 23.2 x 12.5cm
 9 1/4" x 5" 38cl 13.4oz
 CTN QTY 6



SMALL OVAL EARED DISH
SWHSSOEN1 20.5 x 11.3cm
 8 1/8" x 4 3/8" 25.5cl 9oz
 CTN QTY 6



LARGE ROUND EARED DISH
SWHSLREN1 17.5 x 21.5cm
 7" x 8 1/2" 59cl 20.8oz
 CTN QTY 6
SWHSSREN1 15 x 18cm
 5 3/8" x 7 1/8" 30cl 10.6oz
 CTN QTY 6



LASAGNE DISH
SWHSLASN1 16 x 12 x 5cm
 6 1/8" x 4 3/4" x 2" 60cl 21.1oz
 CTN QTY 12



RAMEKIN
SWHSLRN1 9cm 3 1/2"
 19.5cl 6.9oz
 CTN QTY 24
SWHSSRN1 7cm 2 3/4"
 9cl 3.2oz
 CTN QTY 24



NOODLE BOWL
SWHSDBLH1 107.5cl 37.8oz
 H: 8cm Dia: 18.3cm
 CTN QTY 6



SOUP BOWL
SWHSRBL61 47cl 16oz
 H: 6.3cm Dia: 13.2cm
 CTN QTY 12



SUGAR BOWL
SWHSSGR1 22.7cl 8oz
 H: 6.2cm Dia: 9.8cm
 CTN QTY 12



ZEST BOWL
SWHSZE121 34cl 12oz
 H: 6.5cm Dia: 12.1cm
 CTN QTY 12



STACKING BOWL
SWHSVB141 36cl 12.6oz
 H: 5.5cm Dia: 11.5cm
 CTN QTY 6



STACKING CUP
SWHSVSC81 22cl 8oz
 H: 7cm Dia: 8.5cm
 CTN QTY 12



SAUCER
SWHSVSM1 15cm 5 1/8"
 CTN QTY 12
 (Fits SWHSVSC81)



CAPPUCCINO CUP
SWHSCB441 50cl 17.5oz
 H: 7cm Dia: 11.5cm
 CTN QTY 6
SWHSCB401 46cl 16oz
 H: 7cm Dia: 11cm
 CTN QTY 6



CAPPUCCINO CUP
SWHSCB281 34cl 12oz
 H: 6.5cm Dia: 11cm
 CTN QTY 12
SWHSCB111 28cl 10oz
 H: 6cm Dia: 11cm
 CTN QTY 12



Due to the nature of the once fired manufacturing process, the Envisage collection has a polished biscuit foot. Look for this Logo to signify a once fired piece

ENVISAGE®
 COLLECTION

Barley White



CAPPUCCINO CUP ↗
SWHSCB201 22.7cl 8oz
H: 5.5cm Dia: 9.5cm
CTN QTY 12 ☑



CAPPUCCINO CUP ↗
SWHSCB061 17cl 6oz
H: 5.5cm Dia: 9cm
CTN QTY 12 ☑



SAUCER
SWHSCSS 1 15.6cm 6 1/8"
CTN QTY 12 ☑
(Fits SWHSCB441, SWHSCB401,
SWHSCB281, SWHSCB111,
SWHSCB201, SWHSCB061,
SWHSSC121, SWHSSC101 &
SWHSSC8 1)



ESPRESSO CUP ↗
SWHSCB91 10cl 3.5oz
H: 5.5cm Dia: 6.5cm
CTN QTY 12 ☑



SAUCER
SWHSESS 1 11.8cm 4 1/2"
CTN QTY 12 ☑
(Fits SWHSCB91)



MUG ↗
SWHSV121 34cl 12oz
H: 11cm Dia: 8cm
CTN QTY 12 ☑

NEW



BUBBLE MUG ↗
SWHSSM161 44cl 16oz
H: 9cm Dia: 9.5cm
CTN QTY 6 ☑

NEW



BUBBLE MUG ↗
SWHSSC121 34cl 12oz
H: 8.5cm Dia: 8.5cm
CTN QTY 12 ☑

NEW



BUBBLE MUG ↗
SWHSC101 28cl 10oz
H: 8cm Dia: 8.5cm
CTN QTY 12 ☑

NEW



BUBBLE MUG ↗
SWHSSC8 1 22.7cl 8oz
H: 7.5cm Dia: 8cm
CTN QTY 12 ☑



BEVERAGE POT
SWHSSB301 85.2cl 30oz
H: 15cm
CTN QTY 4
REPLACEMENT LID
SWHSL301
CTN QTY 6



BEVERAGE POT
SWHSSB151 42.6cl 15oz
H: 10.5cm
CTN QTY 4
REPLACEMENT LID
SWHSL151
CTN QTY 6



JUG
SWHSSJ4 1 11.4cl 4oz
H: 7cm
CTN QTY 4



JUG
SWHSSJ2 1 5.6cl 2oz
H: 5cm
CTN QTY 12



RIPPLE CHIP MUG ↗
SWHSPCM 28cl 10oz
H: 9.5cm Dia: 8.3cm
CTN QTY 12



RIPPLE DIP POT ↗
SWHSPD21 5.7cl 2oz
H: 5cm Dia: 5.9cm
CTN QTY 12



SAUCE DISH ↗
SWHSSD3 1 9cl 3oz
H: 4cm Dia: 8cm
CTN QTY 12



SNACK BOWL ↗
SWHSSB141 13cm 5 1/4"
40cl 14oz H: 6.5cm
CTN QTY 12



SHALLOW BOWL ↗
SWHSSB91 13cm 5 1/4"
26cl 9oz H: 4.5cm
CTN QTY 12



SHALLOW BOWL ↗
SWHSSB61 11.6cm 4 3/4"
20cl 7oz H: 4cm
CTN QTY 12



CHIP MUG ↗
SWHSSCM1 10cm 3 3/4"
29cl 11oz H: 8cm
CTN QTY 12



DEEP BOWL ↗
SWHSSDB1 10.2cm 4"
24cl 8.4oz H: 6cm
CTN QTY 12



DIP POT ↗
SWHSSD41 8.5cm 3 3/8"
11cl 4oz H: 5cm
CTN QTY 12



DIP POT ↗
SWHSSD21 7cm 2 3/4"
6cl 2oz H: 4cm
CTN QTY 12

NEW



EGG CUP ↗
SWHSEC 1 4.8cm 1 7/8"
CTN QTY 24
Speckled glaze only -
no edge band.



SALT
SWHSSA 1 7cm 2 1/2"
CTN QTY 12
PEPPER
SWHSSPE 1 7cm 2 1/2"
CTN QTY 12



BUD VASE
SWHSSBV 1 12.5cm 5"
CTN QTY 6



☑ Covered by Churchill 5 Year Edge Chip Warranty

Due to the nature of the once fired manufacturing process, the Envisage collection has a polished biscuit foot. Look for this Logo ↗ to signify a once fired piece

ENVISAGE®
COLLECTION



COUPE PLATE
SNMSEV121 32.4cm 12½"
 CTN QTY 6
SNMSEV111 28.8cm 11¼"
 CTN QTY 12



COUPE PLATE
SNMSEV101 26cm 10¼"
 CTN QTY 12



COUPE PLATE
SNMSEVP81 21.7cm 8½"
 CTN QTY 12
SNMSEVP61 16.5cm 6½"
 CTN QTY 12



LARGE COUPE BOWL
SNMSPLC21 31cm 12"
 240cl 84.5oz
 CTN QTY 6



COUPE BOWL
SNMSEVB91 24.8cm 9¾"
 113.6cl 40oz
 CTN QTY 12



COUPE BOWL
SNMSEVB71 18.2cm 7¼"
 42.6cl 15oz
 CTN QTY 12



ORGANIC WALLED PLATE
SNMSOW261 25cm 10"
 H: 2cm
 CTN QTY 6



ORGANIC WALLED PLATE
SNMSOW211 21cm 8¼"
 H: 2cm
 CTN QTY 6



ORGANIC WALLED BOWL
SNMSWB21 23cm 9"
 H: 4.5cm 118cl 42oz
 CTN QTY 6



ORGANIC WALLED BOWL
SNMSWOB11 20cm 7½"
 H: 4.5cm 87cl 31oz
 CTN QTY 6



ORGANIC ROUND PLATE
SNMSOG111 28.6cm 11¼"
 CTN QTY 12
SNMSOG101 26.4cm 10½"
 CTN QTY 12



ORGANIC ROUND PLATE
SNMSOG81 21cm 8¼"
 CTN QTY 12



ORGANIC ROUND PLATE
SNMSOG71 18.6cm 7¼"
 CTN QTY 12



ORGANIC ROUND BOWL
SNMSOGB11 25.3cm 9¾"
 110cl 38oz
 CTN QTY 12



NATURAL ORGANIC COUPE BOWL
SNMSPB251 25cm 9¾"
 H: 5cm 150cl 53oz
 CTN QTY 6
 Speckled glaze only - no edge band.



NATURAL ORGANIC COUPE BOWL
SNMSPB221 22cm 8¾"
 H: 5cm 74cl 26oz
 CTN QTY 6
 Speckled glaze only - no edge band.

NEW

NEW



NATURAL ORGANIC DEEP BOWL
SNMSPWB21 25cm 9¾"
 H: 4.5cm 116cl 41oz
 CTN QTY 6
 Speckled glaze only - no edge band.



NATURAL ORGANIC DEEP BOWL
SNMSPWB11 21.5cm 8½"
 H: 4.5cm 77cl 27oz
 CTN QTY 6
 Speckled glaze only - no edge band.



NATURAL ORGANIC PLATTER
SNMSPLA31 26 x 20cm
 10¼" x 7¾"
 CTN QTY 6
 Speckled glaze only - no edge band.



NATURAL ORGANIC PLATTER
SNMSPLA21 26 x 15cm
 10¼" x 5¾"
 CTN QTY 6
 Speckled glaze only - no edge band.



TRIANGLE PLATE
SNMSTR121 31.1cm 12¼"
 CTN QTY 6
SNMSTR101 28.5cm 11¼"
 CTN QTY 12



TRIANGLE PLATE
SNMSTR91 24.5cm 9¾"
 CTN QTY 12
SNMSTR71 20.3cm 8"
 CTN QTY 12



TRIANGLE BOWL
SNMSTRB91 23.5cm 9¼"
 60cl 21oz
 CTN QTY 12



TRIANGLE BOWL
SNMSTRB71 18.5cm 7¼"
 37cl 13oz
 CTN QTY 12

NEW

NEW

NEW

NEW

NEW

NEW



TRIANGLE BOWL
SNMSTRB61 15.3cm 6"
 26cl 9oz
 CTN QTY 12



OBLONG PLATE
SNMSOP141 34.5 x 18.5cm
 13½" x 7¼"
 CTN QTY 6



OBLONG PLATE
SNMSOP111 29.5 x 14cm
 11¾" x 5½"
 CTN QTY 12



DEEP SQUARE PLATE
SNMSDS101 26.8cm 10½"
 CTN QTY 6



OVAL COUPE PLATE
SNMSOP71 19.2 x 16cm
 7¾" x 6¼"
 CTN QTY 12



SOUP BOWL
SNMSRBL61 47cl 16oz
 H: 6.3cm Dia: 13.2cm
 CTN QTY 12



SUGAR BOWL
SNMSSSGR1 22.7cl 8oz
 H: 6.2cm Dia: 9.8cm
 CTN QTY 12



ZEST BOWL
SNMSZE121 34cl 12oz
 H: 6.5cm Dia: 12.1cm
 CTN QTY 12



Due to the nature of the once fired manufacturing process, the Envisage collection has a polished biscuit foot. Look for this Logo to signify a once fired piece

ENVISAGE®
 COLLECTION

NEW ADDITIONS

Nutmeg Cream



CAPPUCCINO CUP ↗
SNMSCB281 34cl 12oz
H: 6.5cm Dia: 11cm
CTN QTY 12 ✦



CAPPUCCINO CUP ↗
SNMSCB201 22.7cl 8oz
H: 5.5cm Dia: 9.5cm
CTN QTY 12 ✦



SAUCER
SNMSCSS 1 15.6cm 6½"
CTN QTY 12 ✦
(Fits SNMSCB281 & SNMSCB201)




ESPRESSO CUP ↗
SNMSCEB91 10cl 3.5oz
H: 5.5cm Dia: 6.5cm
CTN QTY 12 ✦



SAUCER
SNMSESS 1 11.8cm 4½"
CTN QTY 12 ✦
(Fits SNMSCEB91)



BEVERAGE POT
SNMSSB151 42.6cl 15oz
H: 10.5cm
CTN QTY 4
REPLACEMENT LID
SNMSRL151
CTN QTY 6



JUG
SNMSSJ4 1 11.4cl 4oz
H: 7cm
CTN QTY 4



MUG ↗
SNMSVM121 34cl 12oz
H: 11cm Dia: 8cm
CTN QTY 12 ✦

NEW



SAUCE DISH ↗
SNMSSD3 1 9cl 3oz
H: 4cm Dia: 8cm
CTN QTY 12

NEW



SNACK BOWL ↗
SNMSSB141 13cm 5¼"
40cl 14oz H: 6.5cm
CTN QTY 12

NEW



DIP POT ↗
SNMSSD21 7cm 2¾"
6cl 2oz H: 4cm
CTN QTY 12

NEW COLOUR

Truffle



COUPE PLATE
STUSEV111 28.8cm 11¼"
CTN QTY 12 ✦
STUSEV101 26cm 10¼"
CTN QTY 12 ✦



COUPE PLATE
STUSEVP81 21.7cm 8½"
CTN QTY 12 ✦
STUSEVP61 16.5cm 6½"
CTN QTY 12 ✦



COUPE BOWL
STUSEVB91 24.8cm 9¾"
113.6cl 40oz
CTN QTY 12 ✦
STUSEVB71 18.2cm 7¼"
42.6cl 15oz
CTN QTY 12 ✦



CHEFS' WALLED PLATE
STUSWP261 26cm 10¼"
H: 2cm
CTN QTY 6 ✦

NEW SHAPE



CHEFS' WALLED PLATE
STUSWP211 21cm 8¼"
H: 2cm
CTN QTY 6 ✦



OPAL ORGANIC BOWL
STUSOB091 25cm 9¾"
H: 6cm 80cl 28oz
CTN QTY 12 ✦

NEW SHAPE



OPAL ORGANIC BOWL
STUSOB071 20cm 7¾"
H: 5.3cm 34cl 12oz
CTN QTY 12 ✦

NEW SHAPE



OPAL ORGANIC OBLONG
STUSOO351 35 x 18.5cm
13¾ x 7¼"
CTN QTY 6 ✦

NEW SHAPE



OPAL ORGANIC OBLONG
STUSOO301 30 x 15cm
11¼ x 5¾"
CTN QTY 12 ✦

NEW SHAPE



OPAL ORGANIC OBLONG
STUSOO261 26 x 15cm
10¼ x 5¾"
CTN QTY 12 ✦

NEW SHAPE



OPAL ORGANIC OBLONG
STUSOO221 22 x 13cm
8¾ x 5¼"
CTN QTY 12 ✦



TRIANGLE PLATE
STUSTR9 1 24.5cm 9¾"
CTN QTY 12 ✦
STUSTR7 1 20.3cm 8"
CTN QTY 12 ✦



TRIANGLE BOWL
STUSTRB91 23.5cm 9¼"
60cl 21oz
CTN QTY 12 ✦



TRIANGLE BOWL
STUSTRB61 15.3cm 6"
26cl 9oz
CTN QTY 12 ✦



CHEFS' OBLONG PLATE NO.4
STUSOX141 35.5 x 18.9cm
13¾" x 7¾"
CTN QTY 6 ✦



CHEFS' OBLONG PLATE NO.3
STUSOX111 29.8 x 15.3cm
11¾" x 6"
CTN QTY 12 ✦





COUPE PLATE
SPGSEV121 32.4cm 12 3/4"
CTN QTY 6



COUPE PLATE
SPGSEV581 27.5cm 10 7/8"
CTN QTY 12



COUPE PLATE
SPGSEVP91 23.2cm 9 1/4"
CTN QTY 12



COUPE PLATE
SPGSEVP81 21.7cm 8 5/8"
CTN QTY 12



LARGE COUPE BOWL
SPGSPLC21 31cm 12"
240cl 84.5oz
CTN QTY 6



COUPE BOWL
SPGSEVB91 24.8cm 9 3/4"
113.6cl 40oz
CTN QTY 12



DEEP COUPE PLATE
SPGSPD271 28.1cm 11"
H: 3.7cm
CTN QTY 12



DEEP COUPE PLATE
SPGSPD251 25.5cm 10"
H: 3.5cm
CTN QTY 12



DEEP COUPE BOWL
SPGSEB221 22.2cm 8 3/4"
H: 6.5cm 110cl 39oz
CTN QTY 6



CHEFS' WALLED PLATE
SPGSWP281 27.5cm 10 3/4"
H: 2cm
CTN QTY 6



CHEFS' WALLED PLATE
SPGSWP211 21cm 8 1/4"
H: 2cm
CTN QTY 6



ORGANIC WALLED PLATE
SPGSOW261 25cm 10"
H: 2cm
CTN QTY 6



ORGANIC WALLED BOWL
SPGSOWB21 23cm 9"
H: 4.5cm 118cl 42oz
CTN QTY 6



ORGANIC ROUND PLATE
SPGSOG111 28.6cm 11 1/4"
CTN QTY 12



ORGANIC ROUND PLATE
SPGSOG81 21cm 8 1/4"
CTN QTY 12



ORGANIC ROUND BOWL
SPGSOGB11 25.3cm 9 3/4"
110cl 38oz
CTN QTY 12

NEW

NEW

NEW

NEW

NEW

NEW



NATURAL ORGANIC COUPE BOWL
SPGSPB251 25cm 9 3/4"
H: 5cm 150cl 53oz
CTN QTY 6



NATURAL ORGANIC COUPE BOWL
SPGSPB221 22cm 8 5/8"
H: 5cm 74cl 26oz
CTN QTY 6



NATURAL ORGANIC DEEP BOWL
SPGSPWB21 25cm 9 3/4"
H: 4.5cm 116cl 41oz
CTN QTY 6



NATURAL ORGANIC DEEP BOWL
SPGSPWB11 21.5cm 8 1/2"
H: 4.5cm 77cl 27oz
CTN QTY 6



NATURAL ORGANIC PLATTER
SPGSPLA31 26 x 20cm
10 1/4" x 7 7/8"
CTN QTY 6



NATURAL ORGANIC PLATTER
SPGSPLA21 26 x 15cm
10 1/4" x 5 7/8"
CTN QTY 6



WIDE RIM BOWL
SPGSWB11 28cm 11"
46.8cl 16.5oz
CTN QTY 12



TRIANGLE PLATE
SPGSTR121 31.1cm 12 1/4"
CTN QTY 6



TRIANGLE PLATE
SPGSTR71 24.5cm 9 3/4"
CTN QTY 12



TRIANGLE BOWL
SPGSTRB91 23.5cm 9 1/4"
60cl 21oz
CTN QTY 12



TRIANGLE BOWL
SPGSTRB61 15.3cm 6"
26cl 9oz
CTN QTY 12



CHEFS' GEO PLATE
SPGSGE351 35 x 18.5cm
13 3/4" x 7 1/4"
CTN QTY 6



CHEFS' TRIANGLE WALLED PLATE
SPGSWT271 26cm 10 1/4"
H: 2cm
CTN QTY 6



CHEFS' TRIANGLE WALLED PLATE
SPGSWT211 20cm 7 7/8"
H: 2cm
CTN QTY 6



CHEFS' OBLONG PLATE No. 4
SPGSXO141 35.5 x 18.9cm
13 3/4" x 7 3/8"
CTN QTY 6



CHEFS' OBLONG PLATE No. 3
SPGSXO111 29.8 x 15.3cm
11 3/4" x 6"
CTN QTY 12



Due to the nature of the once fired manufacturing process, the Envisage collection has a polished biscuit foot. Look for this Logo to signify a once fired piece

ENVISAGE®
COLLECTION



CHEFS' OBLONG
 PLATE No. 2
SPGSXO101 26.9 x 12.7cm
 10 5/8" x 5"
 CTN QTY 12



CHEFS' OBLONG
 PLATE No. 1
SPGSXO71 20 x 12.1cm
 7 7/8" x 4 7/8"
 CTN QTY 12



CHEFS' OBLONG
 PLATE No. 9
SPGSXP141 34.4 x 23.4cm
 13 1/2" x 9 1/4"
 CTN QTY 6



CHEFS' OBLONG
 PLATE No. 8
SPGSOBL41 30 x 19.9cm
 12" x 7 7/8"
 CTN QTY 6
 CHEFS' OBLONG
 PLATE No. 7
SPGSOBL31 26.1 x 20.2cm
 10 1/4" x 8"
 CTN QTY 12



CHEFS' OBLONG
 PLATE No. 6
SPGSOBL21 23.7 x 15.7cm
 9 1/8" x 6 1/8"
 CTN QTY 12
 CHEFS' OBLONG
 PLATE No. 5
SPGSOBL11 15.4 x 12.6cm
 6" x 5"
 CTN QTY 12



OBLONG PLATE
SPGSOP141 34.5 x 18.5cm
 13 5/8" x 7 1/4"
 CTN QTY 6



OBLONG PLATE
SPGSOP111 29.5 x 14cm
 11 7/8" x 5 1/2"
 CTN QTY 12



CHEFS' WALLED
 OBLONG PLATE
SPGSWO341 35 x 18.5cm
 13 3/4" x 7 1/4" H: 2cm
 CTN QTY 6



CHEFS' WALLED
 OBLONG PLATE
SPGSWO291 30 x 15.4cm
 11 7/8" x 6" H: 2cm
 CTN QTY 6



TASTING TRAY
SPGSOF331 32.3 x 10.5cm
 12 3/4" x 4 1/8"
 CTN QTY 6



TASTING TRAY
SPGSOF301 29.5 x 8.8cm
 11 1/2" x 3 3/8"
 CTN QTY 6



TASTING TRAY
SPGSOF231 24.7 x 8.8cm
 9 3/4" x 3 3/8"
 CTN QTY 6



DEEP SQUARE PLATE
SPGSDS101 26.8cm 10 1/2"
 CTN QTY 6



OVAL COUPE PLATE
SPGSOP71 19.2 x 16cm
 7 7/8" x 6 1/4"
 CTN QTY 12



ROUND DISH
SPGSD171 18.5 x 16.8cm
 7 1/2" x 6 5/8" 35.8cl 12.6oz
 CTN QTY 12



ROUND DISH
SPGSD161 16 x 14.5cm
 6 1/4" x 5 3/4" 24.7cl 8.7oz
 CTN QTY 12



HANDLED PADDLE
SPGSVDLH1 28.4cm 11 1/8"
 CTN QTY 6



DEEP SKILLET PAN
SPGSVPN21 24.5cm 9 5/8"
 57cl 20oz
 CTN QTY 6
SPGSVPN11 23cm 9"
 37cl 13oz
 CTN QTY 6



LIDDED STEW POT
SPGSLSP11 14cm 5 1/2"
 43cl 15oz
 CTN QTY 6
 REPLACEMENT LID
SPGSLD11
 CTN QTY 6



NOODLE BOWL
SPGSNDBL1 107.5cl 37.8oz
 H: 8cm Dia: 18.3cm
 CTN QTY 6



SOUP BOWL
SPGSRBL61 47cl 16oz
 H: 6.3cm Dia: 13.2cm
 CTN QTY 12



SUGAR BOWL
SPGSSSGR1 22.7cl 8oz
 H: 6.2cm Dia: 9.8cm
 CTN QTY 12



ZEST BOWL
SPGSZE121 34cl 12oz
 H: 6.5cm Dia: 12.1cm
 CTN QTY 12



STACKING BOWL
SPGSVB141 36cl 12.6oz
 H: 5.5cm Dia: 11.5cm
 CTN QTY 6



STACKING CUP
SPGSVSC81 22cl 8oz
 H: 7cm Dia: 8.5cm
 CTN QTY 12



SAUCER
SPGSVSM11 15cm 5 1/4"
 CTN QTY 12
 (Fits SPGSVSC81)



CAPPUCCINO CUP
SPGSCB281 34cl 12oz
 H: 6.5cm Dia: 11cm
 CTN QTY 12



CAPPUCCINO CUP
SPGSCB111 28cl 10oz
 H: 6cm Dia: 11cm
 CTN QTY 12



CAPPUCCINO CUP
SPGSCB201 22.7cl 8oz
 H: 5.5cm Dia: 11cm
 CTN QTY 12



CAPPUCCINO CUP
SPGSCB061 17cl 6oz
 H: 5.5cm Dia: 9cm
 CTN QTY 12



SAUCER
SPGSCSS11 15.6cm 6 1/8"
 CTN QTY 12
 (Fits, SPGSCB281, SPGSCB111,
 SPGSCB201 & SPGSCB061)



ESPRESSO CUP
SPGSCEB91 10cl 3.5oz
 H: 5.5cm Dia: 6.5cm
 CTN QTY 12



Due to the nature of the once fired manufacturing process, the Envisage collection has a polished biscuit foot. Look for this Logo to signify a once fired piece

ENVISAGE
 COLLECTION

NEW ADDITIONS

Peppercorn Grey



SAUCER
SPGSS1 11.8cm 4½"
 CTN QTY 12
 (Fits SPGSCEB91)



MUG
SPGSVM121 34cl 12oz
 H: 11cm Dia: 8cm
 CTN QTY 12



BEVERAGE POT
SPGSSB301 85.2cl 30oz
 H: 15cm
 CTN QTY 4
 REPLACEMENT LID
SPGSR1301
 CTN QTY 6



BEVERAGE POT
SPGSSB151 42.6cl 15oz
 H: 10.5cm
 CTN QTY 4
 REPLACEMENT LID
SPGSR151
 CTN QTY 6



JUG
SPGSSJ4 11.4cl 4oz
 H: 7cm
 CTN QTY 4



JUG
SPGSSJ21 5.6cl 2oz
 H: 5cm
 CTN QTY 12



RIPPLE CHIP MUG
SPGSRPCM1 28cl 10oz
 H: 9.5cm Dia: 8.3cm
 CTN QTY 12



RIPPLE DIP POT
SPGSRPD21 5.7cl 2oz
 H: 5cm Dia: 5.9cm
 CTN QTY 12



SAUCE DISH
SPGSSD3 9cl 3oz
 H: 4cm Dia: 8cm
 CTN QTY 12



SNACK BOWL
SPGSSB141 13cm 5¼"
 40cl 14oz H: 6.5cm
 CTN QTY 12



SHALLOW BOWL
SPGSSB91 13cm 5¼"
 26cl 9oz H: 4.5cm
 CTN QTY 12



SHALLOW BOWL
SPGSSB61 11.6cm 4½"
 20cl 7oz H: 4cm
 CTN QTY 12



CHIP MUG
SPGSBSCM1 10cm 3¾"
 29cl 11oz H: 8cm
 CTN QTY 12



DEEP BOWL
SPGSBDB1 10.2cm 4"
 24cl 8.4oz H: 6cm
 CTN QTY 12



DIP POT
SPGSBSD41 8.5cm 3¾"
 11cl 4oz H: 5cm
 CTN QTY 12
SPGSBSD21 7cm 2¾"
 6cl 2oz H: 4cm
 CTN QTY 12

NEW



EGG CUP*
SPGSEC 1 4.8cm 1¾"
 CTN QTY 24
 Speckled glaze only -
 no edge band.



CHURCHILL[®] super vitrified

Stonecast[®]

Rustic Charm Revived



Duck Egg Blue



COUPE PLATE
SDESEV121 32.4cm 12¾"
 CTN QTY 6 ✦
SDESEV111 28.8cm 11¼"
 CTN QTY 12 ✦



COUPE PLATE
SDESEV581 27.5cm 10⅞"
 CTN QTY 12 ✦



COUPE PLATE
SDESEV101 26cm 10¼"
 CTN QTY 12 ✦



COUPE PLATE
SDESEVP91 23.2cm 9¼"
 CTN QTY 12 ✦



COUPE PLATE
SDESEVP81 21.7cm 8⅝"
 CTN QTY 12 ✦



COUPE PLATE
SDESEVP61 16.5cm 6½"
 CTN QTY 12 ✦



LARGE COUPE BOWL
SDESPLC21 31cm 12"
 240cl 84.5oz
 CTN QTY 6 ✦



COUPE BOWL
SDESEVB91 24.8cm 9¾"
 113.6cl 40oz
 CTN QTY 12 ✦



COUPE BOWL
SDESEVB71 18.2cm 7¼"
 42.6cl 15oz
 CTN QTY 12 ✦



DEEP COUPE PLATE
SDESPD271 28.1cm 11"
 H: 3.7cm
 CTN QTY 12 ✦



DEEP COUPE PLATE
SDESPD251 25.5cm 10"
 H: 3.5cm
 CTN QTY 12 ✦



DEEP COUPE PLATE
SDESPD221 22.5cm 8¾"
 H: 2.7cm
 CTN QTY 12 ✦



DEEP COUPE BOWL
SDESEB221 22.2cm 8¾"
 H: 6.5cm 110cl 39oz
 CTN QTY 6 ✦



DEEP COUPE BOWL
SDESEB191 19.6cm 7¾"
 H: 5.5cm 75cl 26oz
 CTN QTY 6 ✦



CHEFS' WALLED PLATE
SDESWP261 26cm 10¼"
 H: 2cm
 CTN QTY 6 ✦



CHEFS' WALLED PLATE
SDESWP211 21cm 8¼"
 H: 2cm
 CTN QTY 6 ✦



✦ Covered by Churchill 5 Year Edge Chip Warranty



ORGANIC ROUND PLATE
SDESOG111 28.6cm 11¼"
CTN QTY 12



ORGANIC ROUND PLATE
SDESOG101 26.4cm 10¾"
CTN QTY 12



ORGANIC ROUND PLATE
SDESOG81 21cm 8¼"
CTN QTY 12



ORGANIC ROUND PLATE
SDESOG71 18.6cm 7¼"
CTN QTY 12



ORGANIC ROUND BOWL
SDESOGB11 25.3cm 9¾"
110cl 38oz
CTN QTY 12



NATURAL ORGANIC
COUPE BOWL →
SDESPB251 25cm 9¾"
H: 5cm 150cl 53oz
CTN QTY 6
Speckled glaze only - no
edge band.



NATURAL ORGANIC
COUPE BOWL →
SDESPB221 22cm 8¾"
H: 5cm 74cl 26oz
CTN QTY 6
Speckled glaze only - no
edge band.



NATURAL ORGANIC
DEEP BOWL →
SDESPWB21 25cm 9¾"
H: 4.5cm 116cl 41oz
CTN QTY 6
Speckled glaze only - no
edge band.



NATURAL ORGANIC
DEEP BOWL →
SDESPWB11 21.5cm 8½"
H: 4.5cm 77cl 27oz
CTN QTY 6
Speckled glaze only - no
edge band.



NATURAL
ORGANIC PLATTER →
SDESPLA31 26 x 20cm
10¼" x 7¾"
CTN QTY 6
Speckled glaze only - no
edge band.



NATURAL
ORGANIC PLATTER →
SDESPLA21 26 x 15cm
10¼" x 5¾"
CTN QTY 6
Speckled glaze only - no
edge band.



OPAL ORGANIC
BOWL
SDESOBO91 25cm 9¾"
H: 6cm 80cl 28oz
CTN QTY 12



OPAL ORGANIC
BOWL
SDESOBO71 20cm 7¾"
H: 5.3cm 34cl 12oz
CTN QTY 12



OPAL ORGANIC
OBLONG
SDES00351 35 x 18.5cm
13¾" x 7¼"
CTN QTY 6



OPAL ORGANIC
OBLONG
SDES00301 30 x 15cm
11¾" x 5¾"
CTN QTY 12



OPAL ORGANIC
OBLONG
SDES00261 26 x 15cm
10¼" x 5¾"
CTN QTY 12



OPAL ORGANIC
OBLONG
SDES00221 22 x 13cm
8¾" x 5¼"
CTN QTY 12



WIDE RIM BOWL
SDES00281 28cm 11"
46.8cl 16.5oz
CTN QTY 12



WIDE RIM BOWL
SDES00241 24cm 9½"
28.4cl 10oz
CTN QTY 12



TRIANGLE PLATE
SDES00121 31.1cm 12¼"
CTN QTY 6



TRIANGLE PLATE
SDES00101 28.5cm 11¼"
CTN QTY 12



TRIANGLE PLATE
SDES00091 24.5cm 9¾"
CTN QTY 12



TRIANGLE PLATE
SDES00071 20.3cm 8"
CTN QTY 12



TRIANGLE BOWL
SDES00021 23.5cm 9¼"
60cl 21oz
CTN QTY 12



TRIANGLE BOWL
SDESTRB71 18.5cm 7¼"
37cl 13oz
CTN QTY 12



TRIANGLE BOWL
SDESTRB61 15.3cm 6"
26cl 9oz
CTN QTY 12



CHEFS' TRIANGLE PLATE
SDESTC351 35.5 x 18.8cm
13¾" x 7¾"
CTN QTY 6
SDESTC301 30.4 x 20.5cm
12" x 8"
CTN QTY 6



CHEFS' TRIANGLE PLATE
SDESTC261 26.5 x 20.5cm
10¾" x 8"
CTN QTY 12



OBLONG PLATE
SDESOP141 34.5 x 18.5cm
13½" x 7¼"
CTN QTY 6



OBLONG PLATE
SDESOP111 29.5 x 14cm
11¾" x 5½"
CTN QTY 12



DEEP SQUARE PLATE
SDES00101 26.8cm 10½"
CTN QTY 6



OVAL PLATE
SDESOP71 19.2 x 16cm
7¾" x 6¼"
CTN QTY 12



Due to the nature of the once fired manufacturing process, the Envisage collection has a polished biscuit foot. Look for this Logo → to signify a once fired piece

ENVISAGE®
COLLECTION



NOODLE BOWL
SDESNDBL1 107.5cl 37.8oz
 H: 8cm Dia: 18.3cm
 CTN QTY 6



SOUP BOWL ↻
SDESRLB1 47cl 16oz
 H: 6.3cm Dia: 13.2cm
 CTN QTY 12



SUGAR BOWL ↻
SDESSGR1 22.7cl 8oz
 H: 6.2cm Dia: 9.8cm
 CTN QTY 12 ✦



ZEST BOWL ↻
SDESZE121 34cl 12oz
 H: 6.5cm Dia: 12.1cm
 CTN QTY 12



CAPPUCCINO CUP ↻
SDESCB441 50cl 17.5oz
 H: 7cm Dia: 11.5cm
 CTN QTY 6 ✦



CAPPUCCINO CUP ↻
SDESCB401 46cl 16oz
 H: 7cm Dia: 11cm
 CTN QTY 6 ✦



CAPPUCCINO CUP ↻
SDESCB281 34cl 12oz
 H: 6.5cm Dia: 11cm
 CTN QTY 12 ✦



CAPPUCCINO CUP ↻
SDESCB201 22.7cl 8oz
 H: 5.5cm Dia: 9.5cm
 CTN QTY 12 ✦



SAUCER
SDESSS1 15.6cm 6 1/8"
 CTN QTY 12 ✦
 (Fits SDESCB441, SDESCB401,
 SDESCB281, SDESCB201),
 SDESSC121, SDESSC101 &
 SDESSC81



ESPRESSO CUP ↻
SDESCEB91 10cl 3.5oz
 H: 5.5cm Dia: 6.5cm
 CTN QTY 12 ✦



SAUCER
SDESES1 11.8cm 4 1/2"
 CTN QTY 12 ✦
 (Fits SDESCEB91)



MUG ↻
SDESVM121 34cl 12oz
 H: 11cm Dia: 8cm
 CTN QTY 12 ✦



BUBBLE MUG ↻
SDESSM161 44cl 16oz
 H: 9cm Dia: 9.5cm
 CTN QTY 6 ✦



BUBBLE MUG ↻
SDESSC121 34cl 12oz
 H: 8.5cm Dia: 8.5cm
 CTN QTY 12 ✦



BUBBLE MUG ↻
SDESSC101 28cl 10oz
 H: 8cm Dia: 8.5cm
 CTN QTY 12 ✦



BUBBLE MUG ↻
SDESSC81 22.7cl 8oz
 H: 7.5cm Dia: 8cm
 CTN QTY 12 ✦



BEVERAGE POT
SDESSB151 42.6cl 15oz
 H: 10.5cm
 CTN QTY 4
REPLACEMENT LID
SDESRL151
 CTN QTY 6



JUG
SDESSJ41 11.4cl 4oz
 H: 7cm
 CTN QTY 4



RIPPLE CHIP MUG ↻
SDESRPCM1 28cl 10oz
 H: 9.5cm Dia: 8.3cm
 CTN QTY 12



RIPPLE DIP POT ↻
SDESRPD21 5.7cl 2oz
 H: 5cm Dia: 5.9cm
 CTN QTY 12



SAUCE DISH ↻
SDESSD31 9cl 3oz
 H: 4cm Dia: 8cm
 CTN QTY 12



SNACK BOWL ↻
SDESSB141 13cm 5 1/4"
 40cl 14oz H: 6.5cm
 CTN QTY 12



DIP POT ↻
SDESSBD21 7cm 2 3/4"
 6cl 2oz H: 4cm
 CTN QTY 12



EGG CUP ↻
SDESSC1 4.8cm 1 7/8"
 CTN QTY 24
 Speckled glaze only -
 no edge band.



SALT
SDESSSA1 7cm 2 1/2"
 CTN QTY 12
PEPPER
SDESSPE1 7cm 2 1/2"
 CTN QTY 12



BUD VASE
SDESSBV1 12.5cm 5"
 CTN QTY 6





COUPE PLATE
SBBSEV111 28.8cm 11¼"
CTN QTY 12



COUPE PLATE
SBBSEV581 27.5cm 10¾"
CTN QTY 12



COUPE PLATE
SBBSEV101 26cm 10¼"
CTN QTY 12



COUPE PLATE
SBBSEVP91 23.2cm 9¼"
CTN QTY 12



COUPE PLATE
SBBSEVP81 21.7cm 8½"
CTN QTY 12
SBBSEVP61 16.5cm 6½"
CTN QTY 12



LARGE COUPE BOWL
SBBSPLC21 31cm 12"
240cl 84.5oz
CTN QTY 6



COUPE BOWL
SBBSEVB91 24.8cm 9¾"
113.6cl 40oz
CTN QTY 12
SBBSEVB71 18.2cm 7¼"
42.6cl 15oz
CTN QTY 12



DEEP COUPE BOWL
SBBSEB221 22.2cm 8¾"
H: 6.5cm 110cl 39oz
CTN QTY 6
SBBSEB191 19.6cm 7¾"
H: 5.5cm 75cl 26oz
CTN QTY 6



CHEFS' WALLED PLATE
SBBSWP261 26cm 10¼"
H: 2cm
CTN QTY 6
SBBSWP211 21cm 8¼"
H: 2cm
CTN QTY 6



ORGANIC WALLED PLATE
SBBSSOW261 25cm 10"
H: 2cm
CTN QTY 6



ORGANIC WALLED PLATE
SBBSSOW211 21cm 8¼"
H: 2cm
CTN QTY 6



ORGANIC WALLED BOWL
SBBSSOWB21 23cm 9"
H: 4.5cm 118cl 42oz
CTN QTY 6
SBBSSOWB11 20cm 7¾"
H: 4.5cm 87cl 31oz
CTN QTY 6



TRIANGLE PLATE
SBBSTR121 31.1cm 12¼"
CTN QTY 6
SBBSTR101 28.5cm 11¼"
CTN QTY 12



TRIANGLE PLATE
SBBSTR91 24.5cm 9¾"
CTN QTY 12
SBBSTR71 20.3cm 8"
CTN QTY 12



TRIANGLE BOWL
SBBSTRB91 23.5cm 9¼"
60cl 21oz
CTN QTY 12



TRIANGLE BOWL
SBBSTRB71 18.5cm 7¼"
37cl 13oz
CTN QTY 12
SBBSTRB61 15.3cm 6"
26cl 9oz
CTN QTY 12



TRIANGLE SHALLOW BOWL
SBBSTB271 27.2 x 26.7cm
10¼" x 10½" 78cl 27oz
CTN QTY 12
SBBSTB231 21 x 21cm
8¼" x 8¼" 41cl 14oz
CTN QTY 12



CHEFS' TRIANGLE PLATE
SBBSTC361 36.5 x 25cm
14" x 9¾"
CTN QTY 6



CHEFS' TRIANGLE PLATE
SBBSTC351 35.5 x 18.8cm
13¾" x 7½"
CTN QTY 6
SBBSTC301 30.4 x 20.5cm
12" x 8"
CTN QTY 6



CHEFS' TRIANGLE PLATE
SBBSTC261 26.5 x 20.5cm
10½" x 8"
CTN QTY 12



CHEFS' OBLONG PLATE No. 9
SBBSSXP141 34.4 x 23.4cm
13½" x 9¼"
CTN QTY 6



CHEFS' OBLONG PLATE No. 8
SBBSOBL41 30 x 19.9cm
12" x 7¾"
CTN QTY 6



CHEFS' OBLONG PLATE No. 4
SBBSSOX141 35.5 x 18.9cm
13¾" x 7½"
CTN QTY 6



CHEFS' OBLONG PLATE No. 3
SBBSSOX111 29.8 x 15.3cm
11¾" x 6"
CTN QTY 12



CHEFS' OBLONG PLATE No. 2
SBBSSOX101 26.9 x 12.7cm
10½" x 5"
CTN QTY 12



CHEFS' WALLED OBLONG PLATE
SBBSSWO341 35 x 18.5cm
13¾" x 7¼" H: 2cm
CTN QTY 6



CHEFS' WALLED OBLONG PLATE
SBBSSWO291 30 x 15.4cm
11¾" x 6" H: 2cm
CTN QTY 6

NEW



SOUP BOWL
SBBSSRB61 47cl 16oz
H: 6.3cm Dia: 13.2cm
CTN QTY 12



SUGAR BOWL
SBBSSSGR1 22.7cl 8oz
H: 6.2cm Dia: 9.8cm
CTN QTY 12

NEW



ZEST BOWL
SBBSSZE121 34cl 12oz
H: 6.5cm Dia: 12.1cm
CTN QTY 12



CAPPUCCINO CUP
SBBSSCB281 34cl 12oz
H: 6.5cm Dia: 11cm
CTN QTY 12



CAPPUCCINO CUP
SBBSSCB201 22.7cl 8oz
H: 5.5cm Dia: 9.5cm
CTN QTY 12



Due to the nature of the once fired manufacturing process, the Envisage collection has a polished biscuit foot. Look for this Logo to signify a once fired piece

ENVISAGE®
COLLECTION

CHURCHILL® super vitrified
Stonecast®

NEW ADDITIONS

Blueberry



SAUCER
SBBSCSS 1 15.6cm 6 1/8"
 CTN QTY 12
 (Fits SBBSSCB281 &
 SBBSCB201)



ESPRESSO CUP
SBBSCB91 10cl 3.5oz
 H: 5.5cm Dia: 6.5cm
 CTN QTY 12



SAUCER
SBBSESS 1 11.8cm 4 1/2"
 CTN QTY 12
 (Fits SBBSCB91)



BEVERAGE POT
SBBSSB 151 42.6cl 15oz
 H: 10.5cm
 CTN QTY 4
 REPLACEMENT LID
SBB SRL151
 CTN QTY 6



JUG
SBBSSJ4 1 11.4cl 4oz
 H: 7cm
 CTN QTY 4



MUG
SBBSSVM121 34cl 12oz
 H: 11cm Dia: 8cm
 CTN QTY 12

NEW



SAUCE DISH
SBBSSD3 1 9cl 3oz
 H: 4cm Dia: 8cm
 CTN QTY 12

NEW



SNACK BOWL
SBBSS141 13cm 5 1/2"
 40cl 14oz H: 6.5cm
 CTN QTY 12

NEW



DIP POT
SBBSSD21 7cm 2 1/4"
 6cl 2oz H: 4cm
 CTN QTY 12





LARGE COUPE PLATE
SCFSEV121 32.4cm 12 3/4"
CTN QTY 6



COUPE PLATE
SCFSEV111 28.8cm 11 1/4"
CTN QTY 12



COUPE PLATE
SCFSEV101 26cm 10 1/4"
CTN QTY 12



COUPE PLATE
SCFSEVP81 21.7cm 8 5/8"
CTN QTY 12



COUPE PLATE
SCFSEVP61 16.5cm 6 1/2"
CTN QTY 12



LARGE COUPE BOWL
SCFSPLC21 31cm 12"
240cl 84.5oz
CTN QTY 6



COUPE BOWL
SCFSEVB91 24.8cm 9 3/4"
113.6cl 40oz
CTN QTY 12



COUPE BOWL
SCFSEVB71 18.2cm 7 1/4"
42.6cl 15oz
CTN QTY 12



WIDE RIM BOWL
SCFVWB11 28cm 11"
46.8cl 16.5oz
CTN QTY 12



WIDE RIM BOWL
SCFVWB11 24cm 9 1/2"
28.4cl 10oz
CTN QTY 12



TRIANGLE PLATE
SCFSTR121 31.1cm 12 1/4"
CTN QTY 6



TRIANGLE PLATE
SCFSTR101 28.5cm 11 1/4"
CTN QTY 12



TRIANGLE PLATE
SCFSTR91 24.5cm 9 5/8"
CTN QTY 12



TRIANGLE PLATE
SCFSTR71 20.3cm 8"
CTN QTY 12



TRIANGLE BOWL
SCFSTR81 23.5cm 9 1/4"
60cl 21oz
CTN QTY 12



TRIANGLE BOWL
SCFSTR71 18.5cm 7 1/4"
37cl 13oz
CTN QTY 12



TRIANGLE BOWL
SCFSTRB61 15.3cm 6"
26cl 9oz
CTN QTY 12



OBLONG PLATE
SCFSOP141 34.5 x 18.5cm
13 1/2" x 7 1/2"
CTN QTY 6



OBLONG PLATE
SCFSOP111 29.5 x 14cm
11 3/4" x 5 1/2"
CTN QTY 12



DEEP SQUARE PLATE
SCFSDS101 26.8cm 10 1/2"
CTN QTY 6



OVAL PLATE
SCFSOP71 19.2 x 16cm
7 3/4" x 6 1/4"
CTN QTY 12



ZEST BOWL
SCFSSZE121 34cl 12oz
H: 6.5cm Dia: 12.1cm
CTN QTY 12



CAPPUCCINO CUP
SCFSCB281 34cl 12oz
H: 6.5cm Dia: 11cm
CTN QTY 12



CAPPUCCINO CUP
SCFSCB201 22.7cl 8oz
H: 5.5cm Dia: 9.5cm
CTN QTY 12



SAUCER
SCFSCSS1 15.6cm 6 1/8"
CTN QTY 12
(Fits SCFSCB281 & SCFSCB201)



ESPRESSO CUP
SCFSCBE91 10cl 3.5oz
H: 5.5cm Dia: 6.5cm
CTN QTY 12



SAUCER
SCFSSSS1 11.8cm 4 5/8"
CTN QTY 12
(Fits SCFSCBE91)



BEVERAGE POT
SCFSSB151 42.6cl 15oz
H: 10.5cm
CTN QTY 4
REPLACEMENT LID
SCFSRL151
CTN QTY 6



JUG
SCFSSJ41 11.4cl 4oz
H: 7cm
CTN QTY 4



MUG
SCFSSVM121 34cl 12oz
H: 11cm Dia: 8cm
CTN QTY 12



SUGAR BOWL
SCFSSSGR1 22.7cl 8oz
H: 6.2cm Dia: 9.8cm
CTN QTY 12



SAUCE DISH
SCFSSSD31 9cl 3oz
H: 4cm Dia: 8cm
CTN QTY 12



Due to the nature of the once fired manufacturing process, the Envisage collection has a polished biscuit foot. Look for this Logo to signify a once fired piece

ENVISAGE®
COLLECTION



COUPE PLATE
SNTSEV111 28.8cm 11¼"
 CTN QTY 12



COUPE PLATE
SNTSEV101 26cm 10¼"
 CTN QTY 12



COUPE PLATE
SNTSEVP81 21.7cm 8½"
 CTN QTY 12



COUPE PLATE
SNTSEVP61 16.5cm 6½"
 CTN QTY 12



COUPE BOWL
SNTSEVB91 24.8cm 9¾"
 113.6cl 40oz
 CTN QTY 12



COUPE BOWL
SNTSEVB71 18.2cm 7¼"
 42.6cl 15oz
 CTN QTY 12




CHEFS' WALLED PLATE
SNTSWP261 26cm 10¼"
 H: 2cm
 CTN QTY 6



CHEFS' WALLED PLATE
SNTSWP211 21cm 8¼"
 H: 2cm
 CTN QTY 6



TRIANGLE PLATE
SNTSTR91 24.5cm 9¾"
 CTN QTY 12



TRIANGLE BOWL
SNTSTRB91 23.5cm 9¼"
 60cl 21oz
 CTN QTY 12



TRIANGLE BOWL
SNTSTRB61 15.3cm 6"
 26cl 9oz
 CTN QTY 12



CHEFS' OBLONG
 PLATE NO.4
SNTSXO141 35.5 x 18.9cm
 13¾" x 7¾"
 CTN QTY 6



CHEFS' OBLONG
 PLATE NO.3
SNTSXO111 29.8 x 15.3cm
 11¾" x 6"
 CTN QTY 12



NEW

SOUP BOWL
SNTSRBL61 47cl 16oz
 H: 6.3cm Dia: 13.2cm
 CTN QTY 12



SUGAR BOWL
SNTSSGR1 22.7cl 8oz
 H: 6.2cm Dia: 9.8cm
 CTN QTY 12



NEW

ZEST BOWL
SNTSZE121 34cl 12oz
 H: 6.5cm Dia: 12.1cm
 CTN QTY 12



CAPPUCCINO CUP
SNTSCB281 34cl 12oz
 H: 6.5cm Dia: 11cm
 CTN QTY 12



CAPPUCCINO CUP
SNTSCB201 22.7cl 8oz
 H: 5.5cm Dia: 9.5cm
 CTN QTY 12



SAUCER
SNTSCSS1 15.6cm 6¼"
 CTN QTY 12
 (Fits SNTSCB281 &
 SNTSCB201)



ESPRESSO CUP
SNTSCB91 10cl 3.5oz
 H: 5.5cm Dia: 6.5cm
 CTN QTY 12



SAUCER
SNTSSESS1 11.8cm 4½"
 CTN QTY 12
 (Fits SNTSCB91)



BEVERAGE POT
SNTSSB151 42.6cl 15oz
 H: 10.5cm
 CTN QTY 4
 REPLACEMENT LID
SNTSRL151
 CTN QTY 6



JUG
SNTSSJ41 11.4cl 4oz
 H: 7cm
 CTN QTY 4



MUG
SNTSVM121 34cl 12oz
 H: 11cm Dia: 8cm
 CTN QTY 12

NEW



SAUCE DISH
SNTSSDS1 9cl 3oz
 H: 4cm Dia: 8cm
 CTN QTY 12



Due to the nature of the once fired manufacturing process, the Envisage collection has a polished biscuit foot. Look for this Logo to signify a once fired piece

ENVISAGE®
 COLLECTION

CHURCHILL® super vitrified

Stonecast®

Rustic Charm Revived



Sorrel Green



COUPE PLATE
SSRSEV111 28.8cm 11 1/2"
CTN QTY 12



COUPE PLATE
SSRSEV101 26cm 10 1/4"
CTN QTY 12



COUPE PLATE
SSRSEVP81 21.7cm 8 5/8"
CTN QTY 12



COUPE PLATE
SSRSEVP61 16.5cm 6 1/2"
CTN QTY 12



COUPE BOWL
SSRSEVB91 24.8cm 9 3/4"
113.6cl 40oz
CTN QTY 12



COUPE BOWL
SSRSEVB71 18.2cm 7 1/4"
42.6cl 15oz
CTN QTY 12



CHEFS' WALLED PLATE
SSRSWP261 26cm 10 1/4"
H: 2cm
CTN QTY 6



CHEFS' WALLED PLATE
SSRSWP211 21cm 8 1/4"
H: 2cm
CTN QTY 6



TRIANGLE PLATE
SSRSTR9 1 24.5cm 9 5/8"
CTN QTY 12



TRIANGLE BOWL
SSRSTRB91 23.5cm 9 1/4"
60cl 21oz
CTN QTY 12



TRIANGLE BOWL
SSRSTRB61 15.3cm 6"
26cl 9oz
CTN QTY 12



CHEFS' OBLONG
PLATE No.4
SSRSXO141 35.5 x 18.9cm
13 3/4" x 7 3/8"
CTN QTY 6



CHEFS' OBLONG
PLATE No.3
SSRSXO111 29.8 x 15.3cm
11 3/4" x 6"
CTN QTY 12



Covered by Churchill 5 Year Edge Chip Warranty

CHURCHILL® super vitrified
Stonecast®

Mint

CHURCHILL® super vitrified
Stonecast®

Sage Green



COUPE PLATE
SMISEV111 28.8cm 11¼"
 CTN QTY 12



COUPE PLATE
SMISEV101 26cm 10¼"
 CTN QTY 12



COUPE PLATE
SMISEVP81 21.7cm 8½"
 CTN QTY 12



COUPE PLATE
SMISEVP61 16.5cm 6½"
 CTN QTY 12



COUPE PLATE
SSASEV111 28.8cm 11¼"
 CTN QTY 12



COUPE PLATE
SSASEV581 27.5cm 10¾"
 CTN QTY 12



COUPE PLATE
SSASEV101 26cm 10¼"
 CTN QTY 12



COUPE PLATE
SSASEVP91 23.2cm 9¼"
 CTN QTY 12



COUPE BOWL
SMISEVB91 24.8cm 9¾"
 113.6cl 40oz
 CTN QTY 12



COUPE BOWL
SMISEVB71 18.2cm 7¼"
 42.6cl 15oz
 CTN QTY 12



TRIANGLE PLATE
SMISTR91 24.5cm 9¾"
 CTN QTY 12



TRIANGLE BOWL
SMISTRB91 23.5cm 9¼"
 60cl 21oz
 CTN QTY 12



COUPE PLATE
SSASEVP81 21.7cm 8½"
 CTN QTY 12



COUPE PLATE
SSASEVP61 16.5cm 6½"
 CTN QTY 12



COUPE BOWL
SSASEVB91 24.8cm 9¾"
 113.6cl 40oz
 CTN QTY 12



COUPE BOWL
SSASEVB71 18.2cm 7¼"
 42.6cl 15oz
 CTN QTY 12



TRIANGLE BOWL
SMISTRB61 15.3cm 6"
 26cl 9oz
 CTN QTY 12



CHEFS' OBLONG PLATE No.4
SMISXO141 35.5 x 18.9cm
 13¾" x 7½"
 CTN QTY 6



CHEFS' OBLONG PLATE No.3
SMISXO111 29.8 x 15.3cm
 11¾" x 6"
 CTN QTY 12



DEEP COUPE BOWL
SSASEB221 22.2cm 8¾"
 H: 6.5cm 110cl 39oz
 CTN QTY 6



DEEP COUPE BOWL
SSASEB191 19.6cm 7¾"
 H: 5.5cm 75cl 26oz
 CTN QTY 6



CHEFS' WALLED PLATE
SSASWP261 26cm 10¼"
 H: 2cm
 CTN QTY 6



CHEFS' WALLED PLATE
SSASWP211 21cm 8¼"
 H: 2cm
 CTN QTY 6



ORGANIC WALLED PLATE
SSASOW261 25cm 10"
 H: 2cm
 CTN QTY 6



ORGANIC WALLED PLATE
SSASOW211 21cm 8¼"
 H: 2cm
 CTN QTY 6



ORGANIC WALLED BOWL
SSASWOB21 23cm 9"
 H: 4.5cm 118cl 42oz
 CTN QTY 6



ORGANIC WALLED BOWL
SSASWOB11 20cm 7½"
 H: 4.5cm 87cl 31oz
 CTN QTY 6



NEW SHAPE



OPAL ORGANIC BOWL
SSASOB091 25cm 9 7/8"
H: 6cm 80cl 28oz
CTN QTY 12

NEW SHAPE



OPAL ORGANIC BOWL
SSASOB071 20cm 7 7/8"
H: 5.3cm 34cl 12oz
CTN QTY 12

NEW SHAPE



OPAL ORGANIC OBLONG
SSASOO351 35 x 18.5cm
13 1/4 x 7 1/4"
CTN QTY 6

NEW SHAPE



OPAL ORGANIC OBLONG
SSASOO301 30 x 15cm
11 1/4 x 5 7/8"
CTN QTY 12

NEW SHAPE



OPAL ORGANIC OBLONG
SSASOO261 26 x 15cm
10 1/4 x 5 7/8"
CTN QTY 12

NEW SHAPE



OPAL ORGANIC OBLONG
SSASOO221 22 x 13cm
8 7/8 x 5 1/4"
CTN QTY 12



TRIANGLE PLATE
SSASTR101 28.5cm 11 1/4"
CTN QTY 12
SSASTR91 24.5cm 9 5/8"
CTN QTY 12



TRIANGLE BOWL
SSASTRB91 23.5cm 9 1/4"
60cl 21oz
CTN QTY 12



TRIANGLE BOWL
SSASTRB71 18.5cm 7 1/4"
37cl 13oz
CTN QTY 12



TRIANGLE BOWL
SSASTRB61 15.3cm 6"
26cl 9oz
CTN QTY 12



CHEFS' OBLONG PLATE No. 4
SSASXO141 35.5 x 18.9cm
13 7/8" x 7 3/8"
CTN QTY 6



CHEFS' OBLONG PLATE No. 3
SSASXO111 29.8 x 15.3cm
11 7/8" x 6"
CTN QTY 12



TASTING TRAY
SSASOF331 32.3 x 10.5cm
12 3/4" x 4 1/4"
CTN QTY 6
SSASOF301 29.5 x 8.8cm
11 1/2" x 3 3/4"
CTN QTY 6



TASTING TRAY
SSASOF231 24.7 x 8.8cm
9 7/8" x 3 3/4"
CTN QTY 6

NEW



SOUP BOWL
SSASRB161 47cl 16oz
H: 6.3cm Dia: 13.2cm
CTN QTY 12



SUGAR BOWL
SSASSGR1 22.7cl 8oz
H: 6.2cm Dia: 9.8cm
CTN QTY 12

NEW



ZEST BOWL
SSASZE121 34cl 12oz
H: 6.5cm Dia: 12.1cm
CTN QTY 12



CAPPUCCINO CUP
SSASCB281 34cl 12oz
H: 6.5cm Dia: 11cm
CTN QTY 12



CAPPUCCINO CUP
SSASCB201 22.7cl 8oz
H: 5.5cm Dia: 9.5cm
CTN QTY 12



SAUCER
SSASCSS 1 15.6cm 6 1/8"
CTN QTY 12
(Fits SSASSCB281, SSASCB201 SSASSC121, SSASSC101 & SSASSCB 1)



ESPRESSO CUP
SSASCBE91 10cl 3.5oz
H: 5.5cm Dia: 6.5cm
CTN QTY 12



SAUCER
SSASESS 1 11.8cm 4 1/2"
CTN QTY 12
(Fits SSASCBE91)



MUG
SSASVM121 34cl 12oz
H: 11cm Dia: 8cm
CTN QTY 12



BEVERAGE POT
SSASSB151 42.6cl 15oz
H: 10.5cm
CTN QTY 4
REPLACEMENT LID
SSASRL151
CTN QTY 6

NEW



JUG
SSASSJ4 1 11.4cl 4oz
H: 7cm
CTN QTY 4

BUBBLE MUG
SSASSM161 44cl 16oz
H: 9cm Dia: 9.5cm
CTN QTY 6

NEW



BUBBLE MUG
SSASSC121 34cl 12oz
H: 8.5cm Dia: 8.5cm
CTN QTY 12

NEW



BUBBLE MUG
SSASSC101 28cl 10oz
H: 8cm Dia: 8.5cm
CTN QTY 12

NEW



BUBBLE MUG
SSASSC8 1 22.7cl 8oz
H: 7.5cm Dia: 8cm
CTN QTY 12

NEW



SAUCE DISH
SSASSD3 1 9cl 3oz
H: 4cm Dia: 8cm
CTN QTY 12

NEW



SNACK BOWL
SSASBS141 13cm 5 1/4"
40cl 14oz H: 6.5cm
CTN QTY 12

NEW



DIP POT
SSASBSD21 7cm 2 3/4"
6cl 2oz H: 4cm
CTN QTY 12



Due to the nature of the once fired manufacturing process, the Envisage collection has a polished biscuit foot. Look for this Logo to signify a once fired piece

ENVISAGE®
COLLECTION

CHURCHILL® super vitrified
Stonecast®

Sapphire Green



COUPE PLATE
SSGSEV111 28.8cm 11½"
CTN QTY 12 ☛
SSGSEV101 26cm 10¼"
CTN QTY 12 ☛



COUPE PLATE
SSGSEVP81 21.7cm 8½"
CTN QTY 12 ☛
SSGSEVP61 16.5cm 6½"
CTN QTY 12 ☛



LARGE COUPE BOWL
SSGSPLC21 31cm 12"
240cl 84.5oz
CTN QTY 6 ☛



COUPE BOWL
SSGSEVB91 24.8cm 9¾"
113.6cl 40oz
CTN QTY 12 ☛
SSGSEVB71 18.2cm 7¼"
42.6cl 15oz
CTN QTY 12 ☛



CHEFS' WALLED PLATE
SSGSWP261 26cm 10¼"
H: 2cm
CTN QTY 6 ☛



CHEFS' WALLED PLATE
SSGSWP211 21cm 8¼"
H: 2cm
CTN QTY 6 ☛



TRIANGLE PLATE
SSGSTR121 31.1cm 12¼"
CTN QTY 6 ☛
SSGSTR101 28.5cm 11¼"
CTN QTY 12 ☛



TRIANGLE PLATE
SSGSTR9 1 24.5cm 9¾"
CTN QTY 12 ☛
SSGSTR7 1 20.3cm 8"
CTN QTY 12 ☛



TRIANGLE BOWL
SSGSTRB91 23.5cm 9¼"
60cl 21oz
CTN QTY 12 ☛
SSGSTRB71 18.5cm 7¼"
37cl 13oz
CTN QTY 12 ☛



TRIANGLE BOWL
SSGSTRB61 15.3cm 6"
26cl 9oz
CTN QTY 12 ☛



CHEFS' TRIANGLE PLATE
SSGSTC351 35.5 x 18.8cm
13¾" x 7½"
CTN QTY 6
SSGSTC301 30.4 x 20.5cm
12" x 8"
CTN QTY 6



CHEFS' TRIANGLE PLATE
SSGSTC261 26.5 x 20.5cm
10½" x 8"
CTN QTY 12



CHEFS' OBLONG PLATE No. 9
SSGSXP141 34.4 x 23.4cm
13½" x 9¼"
CTN QTY 6 ☛
CHEFS' OBLONG PLATE No. 8
SSGSOBL41 30 x 19.9cm
12" x 7¾"
CTN QTY 6 ☛



CHEFS' OBLONG PLATE No. 4
SSGSXO141 35.5 x 18.9cm
13¾" x 7½"
CTN QTY 6 ☛
CHEFS' OBLONG PLATE No. 3
SSGSXO111 29.8 x 15.3cm
11¾" x 6"
CTN QTY 12 ☛



CHEFS' OBLONG PLATE No. 2
SSGSXO101 26.9 x 12.7cm
10½" x 5"
CTN QTY 12 ☛



CHEFS' GEO PLATE
SSSGE351 35 x 18.5cm
13¾" x 7¼"
CTN QTY 6
SSSGE301 30 x 15.5cm
11¾" x 6¼"
CTN QTY 12



CHURCHILL® super vitrified

Stonecast®

Rustic Charm Revived



Lavender



COUPE PLATE
SLASEV111 28.8cm 11 1/2"
CTN QTY 12



COUPE PLATE
SLASEV101 26cm 10 1/4"
CTN QTY 12



COUPE PLATE
SLASEVP81 21.7cm 8 5/8"
CTN QTY 12



COUPE PLATE
SLASEVP61 16.5cm 6 1/2"
CTN QTY 12



COUPE BOWL
SLASEVB91 24.8cm 9 3/4"
113.6cl 40oz
CTN QTY 12



TRIANGLE PLATE
SLASTR9 1 24.5cm 9 5/8"
CTN QTY 12



TRIANGLE BOWL
SLASTRB91 23.5cm 9 1/4"
60cl 21oz
CTN QTY 12



TRIANGLE BOWL
SLASTRB61 15.3cm 6"
26cl 9oz
CTN QTY 12



CHEFS' OBLONG
PLATE No.4
SLASXO141 35.5 x 18.9cm
13 3/4" x 7 3/4"
CTN QTY 6



CHEFS' OBLONG
PLATE No.3
SLASXO111 29.8 x 15.3cm
11 3/4" x 6"
CTN QTY 12



Covered by Churchill 5 Year Edge Chip Warranty



COUPE PLATE
SPPSEV111 28.8cm 11¼"
CTN QTY 12
SPPSEV581 27.5cm 10¾"
CTN QTY 12



COUPE PLATE
SPPSEV101 26cm 10¼"
CTN QTY 12
SPPSEV991 23.2cm 9½"
CTN QTY 12



COUPE PLATE
SPPSEV981 21.7cm 8½"
CTN QTY 12
SPPSEV961 16.5cm 6½"
CTN QTY 12



COUPE BOWL
SPPSEV91 24.8cm 9¾"
113.6cl 40oz
CTN QTY 12
SPPSEB221 22.2cm 8¾"
H: 6.5cm 110cl 39oz
CTN QTY 6



DEEP COUPE BOWL
SPPSEB191 19.6cm 7¾"
H: 5.5cm 75cl 26oz
CTN QTY 6



CHEFS' WALLED PLATE
SPPSWP261 26cm 10¼"
H: 2cm
CTN QTY 6
SPPSWP211 21cm 8¼"
H: 2cm
CTN QTY 6



ORGANIC WALLED PLATE
SPPSOW261 25cm 10"
H: 2cm
CTN QTY 6
SPPSOW211 21cm 8¼"
H: 2cm
CTN QTY 6



ORGANIC WALLED BOWL
SPPSWOB21 23cm 9"
H: 4.5cm 118cl 42oz
CTN QTY 6



ORGANIC WALLED BOWL
SPPSWOB11 20cm 7½"
H: 4.5cm 87cl 31oz
CTN QTY 6



TRIANGLE PLATE
SPPSTR91 24.5cm 9¾"
CTN QTY 12



TRIANGLE BOWL
SPPSTRB91 23.5cm 9¼"
60cl 21oz
CTN QTY 12
SPPSTRB61 15.3cm 6"
26cl 9oz
CTN QTY 12



CHEFS' OBLONG PLATE No.4
SPPSXO111 35.5 x 18.9cm
13¾" x 7½"
CTN QTY 6



CHEFS' OBLONG PLATE No.3
SPPSXO111 29.8 x 15.3cm
11¾" x 6"
CTN QTY 12



CHEFS' WALLED OBLONG PLATE
SPPSWO341 35 x 18.5cm
13¾" x 7¼" H: 2cm
CTN QTY 6



CHEFS' WALLED OBLONG PLATE
SPPSWO291 30 x 15.4cm
11¾" x 6" H: 2cm
CTN QTY 6



SOUP BOWL
SPPSRB161 47cl 16oz
H: 6.3cm Dia: 13.2cm
CTN QTY 12

NEW



SUGAR BOWL
SPPSSGR1 22.7cl 8oz
H: 6.2cm Dia: 9.8cm
CTN QTY 12



ZEST BOWL
SPPSZE121 34cl 12oz
H: 6.5cm Dia: 12.1cm
CTN QTY 12



CAPPUCCINO CUP
SPPSCB281 34cl 12oz
H: 6.5cm Dia: 11cm
CTN QTY 12



CAPPUCCINO CUP
SPPSCB201 22.7cl 8oz
H: 5.5cm Dia: 9.5cm
CTN QTY 12



SAUCER
SPPSCSS1 15.6cm 6¼"
CTN QTY 12
(Fits SPPSCB281 & SPPSCB201)



ESPRESSO CUP
SPPSCEB91 10cl 3.5oz
H: 5.5cm Dia: 6.5cm
CTN QTY 12



SAUCER
SPPSSES1 11.8cm 4½"
CTN QTY 12
(Fits SPPSCEB91)



BEVERAGE POT
SPPSB151 42.6cl 15oz
H: 10.5cm
CTN QTY 4
REPLACEMENT LID
SPPSRL151
CTN QTY 6

NEW



JUG
SPPSSJ41 11.4cl 4oz
H: 7cm
CTN QTY 4



MUG
SPPSVM121 34cl 12oz
H: 11cm Dia: 8cm
CTN QTY 12

NEW



SAUCE DISH
SPPSSD31 9cl 3oz
H: 4cm Dia: 8cm
CTN QTY 12

NEW



SNACK BOWL
SPPSB141 13cm 5¼"
40cl 14oz H: 6.5cm
CTN QTY 12

NEW



DIP POT
SPPSBD21 7cm 2¾"
6cl 2oz H: 4cm
CTN QTY 12



CHURCHILL[®] super vitrified

Stonecast[®]

Rustic Charm Revived



Mustard Seed Yellow



LARGE COUPE PLATE
SMSSEV121 32.4cm 12¾"
CTN QTY 6



COUPE PLATE
SMSSEV111 28.8cm 11¼"
CTN QTY 12



COUPE PLATE
SMSSEV101 26cm 10¼"
CTN QTY 12



COUPE PLATE
SMSSEVP81 21.7cm 8½"
CTN QTY 12



COUPE PLATE
SMSSEVP61 16.5cm 6½"
CTN QTY 12



LARGE COUPE BOWL
SMSSPLC21 31cm 12"
240cl 84.5oz
CTN QTY 6



COUPE BOWL
SMSSEVB91 24.8cm 9¾"
113.6cl 40oz
CTN QTY 12



COUPE BOWL
SMSSEVB71 18.2cm 7¼"
42.6cl 15oz
CTN QTY 12



WIDE RIM BOWL
SMSVVWBL1 28cm 11"
46.8cl 16.5oz
CTN QTY 12



WIDE RIM BOWL
SMSVVWBM1 24cm 9½"
28.4cl 10oz
CTN QTY 12



TRIANGLE PLATE
SMSSTR121 31.1cm 12¼"
CTN QTY 6



TRIANGLE PLATE
SMSSTR101 28.5cm 11¼"
CTN QTY 12



TRIANGLE PLATE
SMSSTR9 1 24.5cm 9¾"
CTN QTY 12



TRIANGLE PLATE
SMSSTR7 1 20.3cm 8"
CTN QTY 12



TRIANGLE BOWL
SMSSTRB91 23.5cm 9¼"
60cl 21oz
CTN QTY 12



TRIANGLE BOWL
SMSSTRB71 18.5cm 7¼"
37cl 13oz
CTN QTY 12



Covered by Churchill 5 Year Edge Chip Warranty

CHURCHILL® super vitrified
Stonecast®

Mustard Seed Yellow

CHURCHILL® super vitrified
Stonecast®

Tangerine



TRIANGLE BOWL
SMSSTRB61 15.3cm 6"
26cl 9oz
CTN QTY 12



OBLONG PLATE
SMSSOP141 34.5 x 18.5cm
13½" x 7¼"
CTN QTY 6



OBLONG PLATE
SMSSOP111 29.5 x 14cm
11¾" x 5½"
CTN QTY 12



DEEP SQUARE PLATE
SMSSDS101 26.8cm 10½"
CTN QTY 6



COUPE PLATE
STGSEV111 28.8cm 11¼"
CTN QTY 12



COUPE PLATE
STGSEV101 26cm 10¼"
CTN QTY 12



COUPE PLATE
STGSEVP81 21.7cm 8½"
CTN QTY 12



COUPE PLATE
STGSEVP61 16.5cm 6½"
CTN QTY 12



OVAL PLATE
SMSSOP71 19.2 x 16cm
7¾" x 6¼"
CTN QTY 12



CAPPUCCINO CUP
SMSSCB281 34cl 12oz
H: 6.5cm Dia: 11cm
CTN QTY 12



CAPPUCCINO CUP
SMSSCB201 22.7cl 8oz
H: 5.5cm Dia: 9.5cm
CTN QTY 12



SAUCER
SMSSCS1 15.6cm 6¼"
CTN QTY 12
(Fits SMSSCB281 & SMSSCB201)



COUPE BOWL
STGSEVB91 24.8cm 9¾"
113.6cl 40oz
CTN QTY 12



COUPE BOWL
STGSEVB71 18.2cm 7¼"
42.6cl 15oz
CTN QTY 12



TRIANGLE PLATE
STGSTR91 24.5cm 9¾"
CTN QTY 12



TRIANGLE BOWL
STGSTRB91 23.5cm 9¼"
60cl 21oz
CTN QTY 12



ESPRESSO CUP
SMSSCEB91 10cl 3.5oz
H: 5.5cm Dia: 6.5cm
CTN QTY 12



SAUCER
SMSSSS1 11.8cm 4½"
CTN QTY 12
(Fits SMSSCEB91)



BEVERAGE POT
SMSSSB151 42.6cl 15oz
H: 10.5cm
CTN QTY 4
REPLACEMENT LID
SMSSRL151
CTN QTY 6



JUG
SMSSSJ41 11.4cl 4oz
H: 7cm
CTN QTY 4



TRIANGLE BOWL
SMSSTRB61 15.3cm 6"
26cl 9oz
CTN QTY 12



CHEFS' OBLONG PLATE No.4
STGSXO141 35.5 x 18.9cm
13¾" x 7¾"
CTN QTY 6



CHEFS' OBLONG PLATE No.3
STGSXO111 29.8 x 15.3cm
11¾" x 6"
CTN QTY 12



MUG
SMSSVM121 34cl 12oz
H: 11cm Dia: 8cm
CTN QTY 12



SUGAR BOWL
SMSSSGR1 22.7cl 8oz
H: 6.2cm Dia: 9.8cm
CTN QTY 12



Stonecast®

Spiced Orange



LARGE COUPE PLATE
SSOSEV121 32.4cm 12 3/4"
CTN QTY 6



COUPE PLATE
SSOSEV111 28.8cm 11 1/2"
CTN QTY 12
SSOSEV101 26cm 10 1/4"
CTN QTY 12



COUPE PLATE
SSOSEVP81 21.7cm 8 5/8"
CTN QTY 12
SSOSEVP61 16.5cm 6 1/2"
CTN QTY 12



LARGE COUPE BOWL
SSOSPLC21 31cm 12"
240cl 84.5oz
CTN QTY 6



COUPE BOWL
SSOSEVB91 24.8cm 9 3/4"
113.6cl 40oz
CTN QTY 12



COUPE BOWL
SSOSEVB71 18.2cm 7 1/4"
42.6cl 15oz
CTN QTY 12



WIDE RIM BOWL
SSOSVWBL1 28cm 11"
46.8cl 16.5oz
CTN QTY 12
SSOSVWBM1 24cm 9 1/2"
28.4cl 10oz
CTN QTY 12



TRIANGLE PLATE
SSOSTR121 31.1cm 12 1/4"
CTN QTY 6
SSOSTR101 28.5cm 11 1/4"
CTN QTY 12



TRIANGLE PLATE
SSOSTR91 24.5cm 9 5/8"
CTN QTY 12
SSOSTR71 20.3cm 8"
CTN QTY 12



TRIANGLE BOWL
SSOSTRB91 23.5cm 9 1/4"
60cl 21oz
CTN QTY 12



TRIANGLE BOWL
SSOSTRB71 18.5cm 7 1/4"
37cl 13oz
CTN QTY 12
SSOSTRB61 15.3cm 6"
26cl 9oz
CTN QTY 12



OBLONG PLATE
SSOSOP141 34.5 x 18.5cm
13 1/2" x 7 1/4"
CTN QTY 6



OBLONG PLATE
SSOSOP111 29.5 x 14cm
11 3/4" x 5 1/2"
CTN QTY 12



DEEP SQUARE PLATE
SSOSDS101 26.8cm 10 1/2"
CTN QTY 6



OVAL PLATE
SSOSOP71 19.2 x 16cm
7 3/4" x 6 1/4"
CTN QTY 12



NOODLE BOWL
SSOSDNBL1 107.5cl 37.8oz
H: 8cm Dia: 18.3cm
CTN QTY 6



SOUP BOWL
SSOSRBL61 47cl 16oz
H: 6.3cm Dia: 13.2cm
CTN QTY 12



SUGAR BOWL
SSOSSSGR1 22.7cl 8oz
H: 6.2cm Dia: 9.8cm
CTN QTY 12



ZEST BOWL
SSOSZE121 34cl 12oz
H: 6.5cm Dia: 12.1cm
CTN QTY 12



CAPPUCCINO CUP
SSOSCB281 34cl 12oz
H: 6.5cm Dia: 11cm
CTN QTY 12



CAPPUCCINO CUP
SSOSCB201 22.7cl 8oz
H: 5.5cm Dia: 9.5cm
CTN QTY 12



SAUCER
SSOSSCS1 15.6cm 6 1/8"
CTN QTY 12
(Fits SSOSCB281 & SSOSCB201)



ESPRESSO CUP
SSOSCEB91 10cl 3.5oz
H: 5.5cm Dia: 6.5cm
CTN QTY 12



SAUCER
SSOSSES1 11.8cm 4 1/2"
CTN QTY 12
(Fits SSOSCEB91)



MUG
SSOSVM121 34cl 12oz
H: 11cm Dia: 8cm
CTN QTY 12



BEVERAGE POT
SSOSSB151 42.6cl 15oz
H: 10.5cm
CTN QTY 4
REPLACEMENT LID
SSOSRL151
CTN QTY 6



JUG
SSOSSJ41 11.4cl 4oz
H: 7cm
CTN QTY 4



RIPPLE CHIP MUG
SSOSRPCM1 28cl 10oz
H: 9.5cm Dia: 8.3cm
CTN QTY 12



RIPPLE DIP POT
SSOSRPD21 5.7cl 2oz
H: 5cm Dia: 5.9cm
CTN QTY 12



SAUCE DISH
SSOSSD31 9cl 3oz
H: 4cm Dia: 8cm
CTN QTY 12



Due to the nature of the once fired manufacturing process, the Envisage collection has a polished biscuit foot. Look for this Logo to signify a once fired piece

ENVISAGE®
COLLECTION

CHURCHILL® super vitrified

Stonecast®

Berry Red



LARGE COUPE PLATE
SBRSEV121 32.4cm 12½"
CTN QTY 6



COUPE PLATE
SBRSEV111 28.8cm 11½"
CTN QTY 12
SBRSEV101 26cm 10¼"
CTN QTY 12



COUPE PLATE
SBRSEVP81 21.7cm 8½"
CTN QTY 12
SBRSEVP61 16.5cm 6½"
CTN QTY 12



LARGE COUPE BOWL
SBRSPLC21 31cm 12"
240cl 84.5oz
CTN QTY 6



COUPE BOWL
SBRSEVB91 24.8cm 9¾"
113.6cl 40oz
CTN QTY 12
SBRSEVB71 18.2cm 7¼"
42.6cl 15oz
CTN QTY 12



WIDE RIM BOWL
SBRVWBL1 28cm 11"
46.8cl 16.5oz
CTN QTY 12
SBRVWBM1 24cm 9½"
28.4cl 10oz
CTN QTY 12



TRIANGLE PLATE
SBRSTR121 31.1cm 12¼"
CTN QTY 6



TRIANGLE PLATE
SBRSTR101 28.5cm 11¼"
CTN QTY 12



TRIANGLE PLATE
SBRSTR91 24.5cm 9¾"
CTN QTY 12
SBRSTR71 20.3cm 8"
CTN QTY 12



TRIANGLE BOWL
SBRSTRB91 23.5cm 9¼"
60cl 21oz
CTN QTY 12



TRIANGLE BOWL
SBRSTRB71 18.5cm 7¼"
37cl 13oz
CTN QTY 12
SBRSTRB61 15.3cm 6"
26cl 9oz
CTN QTY 12



OBLONG PLATE
SBR SOP141 34.5 x 18.5cm
13½" x 7¼"
CTN QTY 6




OBLONG PLATE
SBRSDS111 29.5 x 14cm
11¾" x 5½"
CTN QTY 12



DEEP SQUARE PLATE
SBRSDS101 26.8cm 10½"
CTN QTY 6



OVAL PLATE
SBR SOP71 19.2 x 16cm
7½" x 6¼"
CTN QTY 12





CHURCHILL® super vitrified

Stonecast®

Stonecast Spice takes inspiration from the original Stonecast design, inspired by seasonal ingredients and combined with spices from around the world to enhance culinary creations.

SPICE

Organic Forms



Pepper



COUPE PLATE
SPBWEV111 28.8cm 11¼"
CTN QTY 12



COUPE PLATE
SPBWEV101 26cm 10¼"
CTN QTY 12



COUPE PLATE
SPBWEVP81 21.7cm 8½"
CTN QTY 12



COUPE BOWL
SPBWEVB91 24.8cm 9¾"
113.6cl 40oz
CTN QTY 12



COUPE BOWL
SPBWEVB71 18.2cm 7¼"
42.6cl 15oz
CTN QTY 12



CHURCHILL® super vitrified

Stonecast®

The calming, natural tones of Stonecast Canvas offer a soft and minimal option for professional plating. Hand-decorated in the UK, the subtle spinwash effect is achieved through hand-painted glaze.

Soft & Minimal Tones

CANVAS



Coral



COUPE PLATE
CSCLEV111 28.8cm 11¼"
CTN QTY 12



COUPE PLATE
CSCLEV101 26cm 10¼"
CTN QTY 12



COUPE PLATE
CSCLEVP81 21.7cm 8½"
CTN QTY 12



COUPE PLATE
CSCLEVP61 16.5cm 6½"
CTN QTY 12



COUPE BOWL
CSCLEVB91 24.8cm 9¾"
113.6cl 40oz
CTN QTY 12



COUPE BOWL
CSCLEVB71 18.2cm 7¼"
42.6cl 15oz
CTN QTY 12



CHEFS' WALLED PLATE
CSCLW281 27.5cm 10¾"
H: 2cm
CTN QTY 6



CHEFS' WALLED PLATE
CSCLW261 26cm 10¼"
H: 2cm
CTN QTY 6



CHEFS' WALLED PLATE
CSCLW211 21cm 8¼"
H: 2cm
CTN QTY 6




CHEFS' WALLED PLATE
CSCLW161 15.7cm 6¼"
H: 2cm
CTN QTY 6



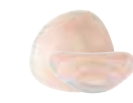
TRIANGLE PLATE
CSCLTR101 28.5cm 11¼"
CTN QTY 12



TRIANGLE PLATE
CSCLTR91 24.5cm 9¾"
CTN QTY 12



TRIANGLE BOWL
CSCLTRB91 23.5cm 9¼"
60cl 21oz
CTN QTY 12



TRIANGLE BOWL
CSCLTRB71 18.5cm 7¼"
37cl 13oz
CTN QTY 12



CHEFS' OBLONG PLATE No.4
CSCLO141 35.5 x 18.9cm
13¾" x 7¾"
CTN QTY 6



CHEFS' OBLONG PLATE No.3
CSCLO111 29.8 x 15.3cm
11¾" x 6"
CTN QTY 12



Covered by Churchill 5 Year Edge Chip Warranty

CHURCHILL® super vitrified
Stonecast® CANVAS

Grey

CHURCHILL® super vitrified
Stonecast® CANVAS

Natural



COUPE PLATE
CSGYEV111 28.8cm 11¼"
 CTN QTY 12



COUPE PLATE
CSGYEV101 26cm 10¼"
 CTN QTY 12



COUPE PLATE
CSGYEV281 21.7cm 8½"
 CTN QTY 12



COUPE PLATE
CSGYEV261 16.5cm 6½"
 CTN QTY 12



COUPE PLATE
CSNTEV111 28.8cm 11¼"
 CTN QTY 12



COUPE PLATE
CSNTEV101 26cm 10¼"
 CTN QTY 12



COUPE PLATE
CSNTEV281 21.7cm 8½"
 CTN QTY 12



COUPE PLATE
CSNTEV261 16.5cm 6½"
 CTN QTY 12



COUPE BOWL
CSGYEB91 24.8cm 9¾"
 113.6cl 40oz
 CTN QTY 12



COUPE BOWL
CSGYEB71 18.2cm 7¼"
 42.6cl 15oz
 CTN QTY 12



CHEFS' WALLED PLATE
CSGYWP281 27.5cm 10¾"
 H: 2cm
 CTN QTY 6



CHEFS' WALLED PLATE
CSGYWP261 26cm 10¼"
 H: 2cm
 CTN QTY 6



COUPE BOWL
CSNTEB91 24.8cm 9¾"
 113.6cl 40oz
 CTN QTY 12



COUPE BOWL
CSNTEB71 18.2cm 7¼"
 42.6cl 15oz
 CTN QTY 12



CHEFS' WALLED PLATE
CSNTEWP281 27.5cm 10¾"
 H: 2cm
 CTN QTY 6



CHEFS' WALLED PLATE
CSNTEWP261 26cm 10¼"
 H: 2cm
 CTN QTY 6



CHEFS' WALLED PLATE
CSGYWP211 21cm 8¼"
 H: 2cm
 CTN QTY 6



CHEFS' WALLED PLATE
CSGYWP161 15.7cm 6¼"
 H: 2cm
 CTN QTY 6



TRIANGLE PLATE
CSGYTR101 28.5cm 11¼"
 CTN QTY 12



TRIANGLE PLATE
CSGYTR91 24.5cm 9¾"
 CTN QTY 12



CHEFS' WALLED PLATE
CSNTEWP211 21cm 8¼"
 H: 2cm
 CTN QTY 6



CHEFS' WALLED PLATE
CSNTEWP161 15.7cm 6¼"
 H: 2cm
 CTN QTY 6



TRIANGLE PLATE
CSNTETR101 28.5cm 11¼"
 CTN QTY 12



TRIANGLE PLATE
CSNTETR91 24.5cm 9¾"
 CTN QTY 12



TRIANGLE BOWL
CSGYTRB91 23.5cm 9¼"
 60cl 21oz
 CTN QTY 12



TRIANGLE BOWL
CSGYTRB71 18.5cm 7¼"
 37cl 13oz
 CTN QTY 12



CHEFS' OBLONG PLATE No.4
CSGYXO141 35.5 x 18.9cm
 13¾" x 7½"
 CTN QTY 6



CHEFS' OBLONG PLATE No.3
CSGYXO111 29.8 x 15.3cm
 11¾" x 6"
 CTN QTY 12



TRIANGLE BOWL
CSNTEB91 23.5cm 9¼"
 60cl 21oz
 CTN QTY 12



TRIANGLE BOWL
CSNTEB71 18.5cm 7¼"
 37cl 13oz
 CTN QTY 12



CHEFS' OBLONG PLATE No.4
CSNTEXO141 35.5 x 18.9cm
 13¾" x 7½"
 CTN QTY 6



CHEFS' OBLONG PLATE No.3
CSNTEXO111 29.8 x 15.3cm
 11¾" x 6"
 CTN QTY 12



Covered by Churchill 5 Year Edge Chip Warranty



Covered by Churchill 5 Year Edge Chip Warranty

CHURCHILL® super vitrified
Stonecast® CANVAS

Breeze



COUPE PLATE
CSBZEV111 28.8cm 11½"
 CTN QTY 12



COUPE PLATE
CSBZEV101 26cm 10¼"
 CTN QTY 12



COUPE PLATE
CSBZEV281 21.7cm 8½"
 CTN QTY 12



COUPE PLATE
CSBZEV261 16.5cm 6½"
 CTN QTY 12



COUPE BOWL
CSBZEV891 24.8cm 9¾"
 113.6cl 40oz
 CTN QTY 12



COUPE BOWL
CSBZEV871 18.2cm 7¼"
 42.6cl 15oz
 CTN QTY 12



CHEFS' WALLED PLATE
CSBZWP281 27.5cm 10¾"
 H: 2cm
 CTN QTY 6



CHEFS' WALLED PLATE
CSBZWP261 26cm 10¼"
 H: 2cm
 CTN QTY 6



CHEFS' WALLED PLATE
CSBZWP211 21cm 8¼"
 H: 2cm
 CTN QTY 6



CHEFS' WALLED PLATE
CSBZWP161 15.7cm 6¼"
 H: 2cm
 CTN QTY 6



TRIANGLE PLATE
CSBZTR101 28.5cm 11¼"
 CTN QTY 12



TRIANGLE PLATE
CSBZTR91 24.5cm 9¾"
 CTN QTY 12



TRIANGLE BOWL
CSBZTR891 23.5cm 9¼"
 60cl 21oz
 CTN QTY 12



TRIANGLE BOWL
CSBZTR871 18.5cm 7¼"
 37cl 13oz
 CTN QTY 12



CHEFS' OBLONG PLATE No.4
CSBZXO141 35.5 x 18.9cm
 13¾" x 7½"
 CTN QTY 6



CHEFS' OBLONG PLATE No.3
CSBZXO111 29.8 x 15.3cm
 11¾" x 6"
 CTN QTY 12



CHURCHILL® super vitrified

Stonecast®


A subtle alternative to all over colour, Stonecast Accents incorporates white space into the iconic spinwash design. Accents brings a contemporary feel to the collection, while maintaining the rustic character of Stonecast.

Subtle Colour Balance

ACCENTS




Blueberry



COUPE PLATE
ASBLEV111 28.8cm 11 1/2"
CTN QTY 12




COUPE PLATE
ASBLEV101 26cm 10 1/4"
CTN QTY 12



COUPE PLATE
ASBLEVP81 21.7cm 8 1/2"
CTN QTY 12



COUPE PLATE
ASBLEVP61 16.5cm 6 1/2"
CTN QTY 12



COUPE BOWL
ASBLEVB91 24.8cm 9 3/4"
113.6cl 40oz
CTN QTY 12



COUPE BOWL
ASBLEVB71 18.2cm 7 1/4"
42.6cl 15oz
CTN QTY 12




TRIANGLE PLATE
ASBLTR101 28.5cm 11 1/4"
CTN QTY 12



TRIANGLE PLATE
ASBLTR91 24.5cm 9 3/4"
CTN QTY 12



TRIANGLE BOWL
ASBLTRB91 23.5cm 9 1/4"
60cl 21oz
CTN QTY 12



TRIANGLE BOWL
ASBLTRB71 18.5cm 7 1/4"
37cl 13oz
CTN QTY 12



CHEFS' OBLONG PLATE No.4
ASBLXO141 35.5 x 18.9cm
13 3/4" x 7 3/8"
CTN QTY 6



CHEFS' OBLONG PLATE No.3
ASBLXO111 29.8 x 15.3cm
11 3/4" x 6"
CTN QTY 12



Covered by Churchill 5 Year Edge Chip Warranty

CHURCHILL® super vitrified
Stonecast® ACCENTS

Duck Egg Blue



COUPE PLATE
ASDEEV111 28.8cm 11¼"
 CTN QTY 12



COUPE PLATE
ASDEEV101 26cm 10¼"
 CTN QTY 12



COUPE PLATE
ASDEEVP81 21.7cm 8½"
 CTN QTY 12



COUPE PLATE
ASDEEVP61 16.5cm 6½"
 CTN QTY 12



COUPE BOWL
ASDEEV891 24.8cm 9¾"
 113.6cl 40oz
 CTN QTY 12



COUPE BOWL
ASDEEV871 18.2cm 7¼"
 42.6cl 15oz
 CTN QTY 12



TRIANGLE PLATE
ASDETR101 28.5cm 11¼"
 CTN QTY 12



TRIANGLE PLATE
ASDETR91 24.5cm 9¾"
 CTN QTY 12



TRIANGLE BOWL
ASDETR891 23.5cm 9¼"
 60cl 21oz
 CTN QTY 12



TRIANGLE BOWL
ASDETR871 18.5cm 7¼"
 37cl 13oz
 CTN QTY 12



CHEFS' OBLONG
 PLATE No.4
ASDEXO141 35.5 x 18.9cm
 13¾" x 7½"
 CTN QTY 6



CHEFS' OBLONG
 PLATE No.3
ASDEXO111 29.8 x 15.3cm
 11¾" x 6"
 CTN QTY 12

CHURCHILL® super vitrified
Stonecast® ACCENTS

Petal Pink



COUPE PLATE
ASPPEV111 28.8cm 11¼"
 CTN QTY 12



COUPE PLATE
ASPPEV101 26cm 10¼"
 CTN QTY 12



COUPE PLATE
ASPPEVP81 21.7cm 8½"
 CTN QTY 12



COUPE BOWL
ASPPEV891 24.8cm 9¾"
 113.6cl 40oz
 CTN QTY 12



COUPE BOWL
ASPPEV871 18.2cm 7¼"
 42.6cl 15oz
 CTN QTY 12



CHEFS' OBLONG
 PLATE No.4
ASPPXO141 35.5 x 18.9cm
 13¾" x 7½"
 CTN QTY 6



CHEFS' OBLONG
 PLATE No.3
ASPPXO111 29.8 x 15.3cm
 11¾" x 6"
 CTN QTY 12



CHURCHILL[®] super vitrified

Stonecast[®]

Stonecast Raw has a muted and tactile feel with warm, organic tones inspired by natural materials and stripped back interior design.

RAW

Stripped Back Rusticity



Green



COUPE PLATE
SRGNEV111 28.8cm 11 1/4"
CTN QTY 12



COUPE PLATE
SRGNEV101 26cm 10 1/4"
CTN QTY 12



COUPE PLATE
SRGNEVP81 21.7cm 8 1/2"
CTN QTY 12



COUPE PLATE
SRGNEVP61 16.5cm 6 1/2"
CTN QTY 12



COUPE BOWL
SRGNEVB91 24.8cm 9 3/4"
113.6cl 40oz
CTN QTY 12



COUPE BOWL
SRGNEVB71 18.2cm 7 1/4"
42.6cl 15oz
CTN QTY 12



TRIANGLE PLATE
SRGNTR101 28.5cm 11 1/4"
CTN QTY 12



TRIANGLE PLATE
SRGNTR9 1 24.5cm 9 5/8"
CTN QTY 12



TRIANGLE BOWL
SRGNTRB91 23.5cm 9 1/4"
60cl 21oz
CTN QTY 12



TRIANGLE BOWL
SRGNTRB71 18.5cm 7 1/4"
37cl 13oz
CTN QTY 12

VELLUM[®]
SEMI-MATTE GLAZE

Covered by Churchill 5 Year Edge Chip Warranty



CHURCHILL® super vitrified
Stonecast® RAW

Black

CHURCHILL® super vitrified
Stonecast® RAW

Brown



COUPE PLATE
SRBLEV111 28.8cm 11¼"
 CTN QTY 12



COUPE PLATE
SRBLEV101 26cm 10¼"
 CTN QTY 12



COUPE PLATE
SRBLEVP81 21.7cm 8½"
 CTN QTY 12



COUPE PLATE
SRBLEVP61 16.5cm 6½"
 CTN QTY 12



COUPE PLATE
SRBREV111 28.8cm 11¼"
 CTN QTY 12



COUPE PLATE
SRBREV101 26cm 10¼"
 CTN QTY 12



COUPE PLATE
SRBREV81 21.7cm 8½"
 CTN QTY 12



COUPE PLATE
SRBREV61 16.5cm 6½"
 CTN QTY 12



COUPE BOWL
SRBLEVB91 24.8cm 9¾"
 113.6cl 40oz
 CTN QTY 12



COUPE BOWL
SRBLEVB71 18.2cm 7¼"
 42.6cl 15oz
 CTN QTY 12



TRIANGLE PLATE
SRBLTR101 28.5cm 11¼"
 CTN QTY 12



TRIANGLE PLATE
SRBLTR91 24.5cm 9¾"
 CTN QTY 12



COUPE BOWL
SRBREV891 24.8cm 9¾"
 113.6cl 40oz
 CTN QTY 12



COUPE BOWL
SRBREV871 18.2cm 7¼"
 42.6cl 15oz
 CTN QTY 12



TRIANGLE PLATE
SRBTR101 28.5cm 11¼"
 CTN QTY 12



TRIANGLE PLATE
SRBTR91 24.5cm 9¾"
 CTN QTY 12



TRIANGLE BOWL
SRBLTRB91 23.5cm 9¼"
 60cl 21oz
 CTN QTY 12



TRIANGLE BOWL
SRBLTRB71 18.5cm 7¼"
 37cl 13oz
 CTN QTY 12



CHEFS' OBLONG
 PLATE No. 3
SRBLXO111 29.8 x 15.3cm
 11¾" x 6"
 CTN QTY 12



CHEFS' OBLONG
 PLATE No. 2
SRBLXO101 26.9 x 12.7cm
 10¾" x 5"
 CTN QTY 12



TRIANGLE BOWL
SRBTRB91 23.5cm 9¼"
 60cl 21oz
 CTN QTY 12



TRIANGLE BOWL
SRBTRB71 18.5cm 7¼"
 37cl 13oz
 CTN QTY 12



CHEFS' OBLONG
 PLATE No. 1
SRBLXO71 20 x 12.1cm
 7¾" x 4¾"
 CTN QTY 12

CHURCHILL® super vitrified
Stonecast® RAW

Grey

CHURCHILL® super vitrified
Stonecast® RAW

Teal



COUPE PLATE
SRGYEV111 28.8cm 11¼"
 CTN QTY 12



COUPE PLATE
SRGYEV101 26cm 10¼"
 CTN QTY 12



COUPE PLATE
SRGYEVP81 21.7cm 8½"
 CTN QTY 12



COUPE PLATE
SRGYEVP61 16.5cm 6½"
 CTN QTY 12



COUPE PLATE
SRBEEV111 28.8cm 11¼"
 CTN QTY 12



COUPE PLATE
SRBEEV101 26cm 10¼"
 CTN QTY 12



COUPE PLATE
SRBEEVP81 21.7cm 8½"
 CTN QTY 12



COUPE PLATE
SRBEEVP61 16.5cm 6½"
 CTN QTY 12



COUPE BOWL
SRGYEB91 24.8cm 9¾"
 113.6cl 40oz
 CTN QTY 12



COUPE BOWL
SRGYEB71 18.2cm 7¼"
 42.6cl 15oz
 CTN QTY 12



TRIANGLE PLATE
SRGYTR101 28.5cm 11¼"
 CTN QTY 12



TRIANGLE PLATE
SRGYTR91 24.5cm 9¾"
 CTN QTY 12



COUPE BOWL
SRBEEB91 24.8cm 9¾"
 113.6cl 40oz
 CTN QTY 12



COUPE BOWL
SRBEEB71 18.2cm 7¼"
 42.6cl 15oz
 CTN QTY 12



TRIANGLE PLATE
SRBETR101 28.5cm 11¼"
 CTN QTY 12



TRIANGLE PLATE
SRBETR91 24.5cm 9¾"
 CTN QTY 12



TRIANGLE BOWL
SRGYTB91 23.5cm 9¼"
 60cl 21oz
 CTN QTY 12



TRIANGLE BOWL
SRGYTB71 18.5cm 7¼"
 37cl 13oz
 CTN QTY 12



CHEFS' OBLONG
 PLATE No. 3
SRGYXO111 29.8 x 15.3cm
 11¾" x 6"
 CTN QTY 12



CHEFS' OBLONG
 PLATE No. 2
SRGYXO101 26.9 x 12.7cm
 10¾" x 5"
 CTN QTY 12



TRIANGLE BOWL
SRBETB91 23.5cm 9¼"
 60cl 21oz
 CTN QTY 12



TRIANGLE BOWL
SRBETB71 18.5cm 7¼"
 37cl 13oz
 CTN QTY 12



CHEFS' OBLONG
 PLATE No. 3
SRBEXO111 29.8 x 15.3cm
 11¾" x 6"
 CTN QTY 12



CHEFS' OBLONG
 PLATE No. 2
SRBEXO101 26.9 x 12.7cm
 10¾" x 5"
 CTN QTY 12



CHEFS' OBLONG
 PLATE No. 1
SRGYXO71 20 x 12.1cm
 7¾" x 4¾"
 CTN QTY 12



CHEFS' OBLONG
 PLATE No. 1
SRBEXO71 20 x 12.1cm
 7¾" x 4¾"
 CTN QTY 12

CHURCHILL® super vitrified
Stonecast® RAW

Terracotta



COUPE PLATE
SRTEE111 28.8cm 11¼"
 CTN QTY 12



COUPE PLATE
SRTEE101 26cm 10¼"
 CTN QTY 12



COUPE PLATE
SRTEVP81 21.7cm 8½"
 CTN QTY 12



COUPE PLATE
SRTEVP61 16.5cm 6½"
 CTN QTY 12



COUPE BOWL
SRTEEB91 24.8cm 9¾"
 113.6cl 40oz
 CTN QTY 12



COUPE BOWL
SRTEEB71 18.2cm 7¼"
 42.6cl 15oz
 CTN QTY 12



TRIANGLE PLATE
SRTE101 28.5cm 11¼"
 CTN QTY 12



TRIANGLE PLATE
SRTE191 24.5cm 9¾"
 CTN QTY 12



TRIANGLE BOWL
SRTE1B91 23.5cm 9¼"
 60cl 21oz
 CTN QTY 12



CHURCHILL® super vitrified

Stonecast®

PATINA
Stonecast Patina is inspired by the tones and surface texture created naturally over time. The nature of the manufacturing process means that each piece will be slightly different.

Inspired by Surface Texture



Antique Taupe



COUPE PLATE
PAATEV121 32.4cm 12¾"
CTN QTY 6
PAATEV111 28.8cm 11¼"
CTN QTY 12



COUPE PLATE
PAATEV101 26cm 10¼"
CTN QTY 12
PAATEVP81 21.7cm 8½"
CTN QTY 12
PAATEVP61 16.5cm 6½"
CTN QTY 12



COUPE BOWL
PAATEB91 24.8cm 9¾"
113.6cl 40oz
CTN QTY 12
PAATEB71 18.2cm 7¼"
42.6cl 15oz
CTN QTY 12



CHEFS' WALLED PLATE
PAATWP261 26cm 10¼"
H: 2cm
CTN QTY 6
PAATWP211 21cm 8¼"
H: 2cm
CTN QTY 6



ORGANIC ROUND PLATE
PAATOG111 28.6cm 11¼"
CTN QTY 12
PAATOG101 26.4cm 10½"
CTN QTY 12
PAATOG81 21cm 8¼"
CTN QTY 12
PAATOG71 18.6cm 7¼"
CTN QTY 12



ORGANIC ROUND BOWL
PAATOB11 25.3cm 9¾"
110cl 38oz
CTN QTY 12



WIDE RIM BOWL
PAATVWBL1 28cm 11"
46.8cl 16.5oz
CTN QTY 12



TRIANGLE PLATE
PAATR121 31.1cm 12¼"
CTN QTY 6
PAATR101 28.5cm 11¼"
CTN QTY 12
PAATR91 24.5cm 9¾"
CTN QTY 12
PAATR71 20.3cm 8"
CTN QTY 12



TRIANGLE BOWL
PAATR891 23.5cm 9¼"
60cl 21oz
CTN QTY 12
PAATR871 18.5cm 7¼"
37cl 13oz
CTN QTY 12
PAATR861 15.3cm 6"
26cl 9oz
CTN QTY 12



CHEFS' OBLONG PLATE No.9
PAATXP141 34.4 x 23.4cm
13½" x 9¼"
CTN QTY 6
CHEFS' OBLONG PLATE No.8
PAATOBL41 30 x 19.9cm
12" x 7½"
CTN QTY 6



CHEFS' OBLONG PLATE No.4
PAATXO141 35.5 x 18.9cm
13¾" x 7½"
CTN QTY 6
CHEFS' OBLONG PLATE No.3
PAATXO111 29.8 x 15.3cm
11¾" x 6"
CTN QTY 12



CAPPUCCINO CUP
PAATCB281 34cl 12oz
H: 6.5cm Dia: 11cm
CTN QTY 12
PAATCB201 22.7cl 8oz
H: 5.5cm Dia: 9.5cm
CTN QTY 12



SAUCER
PAATCS1 15.6cm 6¼"
CTN QTY 12
(Fits PAATCB281 & PAATCB201)
PAATES1 11.8cm 4½"
CTN QTY 12
(Fits PAATCEB91)



ESPRESSO CUP
PAATVM121 10cl 3.5oz
H: 5.5cm Dia: 6.5cm
CTN QTY 12



MUG
PAATVM121 34cl 12oz
H: 11cm Dia: 8cm
CTN QTY 12



SUGAR BOWL
PAATSSGR1 22.7cl 8oz
H: 6.2cm Dia: 9.8cm
CTN QTY 12



Covered by Churchill 5 Year Edge Chip Warranty

CHURCHILL® super vitrified

Stonecast® PATINA

Burnished Green

CHURCHILL® super vitrified

Stonecast® PATINA

Cobalt Blue



COUPE PLATE
PABGEV121 32.4cm 12¾"
CTN QTY 6
PABGEV111 28.8cm 11¼"
CTN QTY 12



COUPE PLATE
PABGEV101 26cm 10¼"
CTN QTY 12
PABGEVP81 21.7cm 8½"
CTN QTY 12
PABGEVP61 16.5cm 6½"
CTN QTY 12



COUPE BOWL
PABGEVB91 24.8cm 9¾"
113.6cl 40oz
CTN QTY 12
PABGEVB71 18.2cm 7¼"
42.6cl 15oz
CTN QTY 12



CHEFS' WALLED PLATE
PABGWP261 26cm 10¼"
H: 2cm
CTN QTY 6
PABGWP211 21cm 8¼"
H: 2cm
CTN QTY 6



COUPE PLATE
PABLEV111 28.8cm 11¼"
CTN QTY 12



COUPE PLATE
PABLEV101 26cm 10¼"
CTN QTY 12



COUPE PLATE
PABLEVP81 21.7cm 8½"
CTN QTY 12



COUPE PLATE
PABLEVP61 16.5cm 6½"
CTN QTY 12



ORGANIC ROUND PLATE
PABGOG111 28.6cm 11¼"
CTN QTY 12
PABGOG101 26.4cm 10½"
CTN QTY 12




ORGANIC ROUND PLATE
PABGOG81 21cm 8¼"
CTN QTY 12
PABGOG71 18.6cm 7¼"
CTN QTY 12



ORGANIC ROUND BOWL
PABGOGB11 25.3cm 9¾"
110cl 38oz
CTN QTY 12



WIDE RIM BOWL
PABGWB11 28cm 11"
46.8cl 16.5oz
CTN QTY 12



COUPE BOWL
PABLEVB91 24.8cm 9¾"
113.6cl 40oz
CTN QTY 12



TRIANGLE PLATE
PABL91 24.5cm 9¾"
CTN QTY 12



TRIANGLE BOWL
PABL9B1 23.5cm 9¼"
60cl 21oz
CTN QTY 12



TRIANGLE BOWL
PABL9B61 15.3cm 6"
26cl 9oz
CTN QTY 12



TRIANGLE PLATE
PABGTR121 31.1cm 12¼"
CTN QTY 6



TRIANGLE PLATE
PABGTR101 28.5cm 11¼"
CTN QTY 12



TRIANGLE PLATE
PABGTR91 24.5cm 9¾"
CTN QTY 12
PABGTR71 20.3cm 8"
CTN QTY 12



TRIANGLE BOWL
PABGTRB91 23.5cm 9¼"
60cl 21oz
CTN QTY 12



CHEFS' OBLONG PLATE No.4
PABLXO141 35.5 x 18.9cm
13¾" x 7½"
CTN QTY 6



CHEFS' OBLONG PLATE No. 3
PABLXO111 29.8 x 15.3cm
11¾" x 6"
CTN QTY 12



TRIANGLE BOWL
PABGTRB71 18.5cm 7¼"
37cl 13oz
CTN QTY 12



TRIANGLE BOWL
PABGTRB61 15.3cm 6"
26cl 9oz
CTN QTY 12



CHEFS' OBLONG PLATE No.9
PABGXP141 34.4 x 23.4cm
13½" x 9¼"
CTN QTY 6



CHEFS' OBLONG PLATE No.4
PABGXP141 35.5 x 18.9cm
13¾" x 7½"
CTN QTY 6

CHEFS' OBLONG PLATE No.8
PABGOB141 30 x 19.9cm
12" x 7½"
CTN QTY 6

CHEFS' OBLONG PLATE No.3
PABGXP111 29.8 x 15.3cm
11¾" x 6"
CTN QTY 12



Covered by Churchill 5 Year Edge Chip Warranty



Covered by Churchill 5 Year Edge Chip Warranty

CHURCHILL® super vitrified
Stonecast® PATINA

Deep Purple

CHURCHILL® super vitrified
Stonecast® PATINA

Iron Black



COUPE PLATE
PADPEV111 28.8cm 11¼"
 CTN QTY 12



COUPE PLATE
PADPEV101 26cm 10¼"
 CTN QTY 12



COUPE PLATE
PADPEVP81 21.7cm 8½"
 CTN QTY 12



COUPE PLATE
PADPEVP61 16.5cm 6½"
 CTN QTY 12



COUPE BOWL
PADPEVB91 24.8cm 9¾"
 113.6cl 40oz
 CTN QTY 12



COUPE BOWL
PADPEVB71 18.2cm 7¼"
 42.6cl 15oz
 CTN QTY 12



CHEFS' WALLED PLATE
PADPWP261 26cm 10¼"
 H: 2cm
 CTN QTY 6



CHEFS' WALLED PLATE
PADPWP211 21cm 8¼"
 H: 2cm
 CTN QTY 6



TRIANGLE PLATE
PADPTR101 28.5cm 11¼"
 CTN QTY 12



TRIANGLE PLATE
PADPTR91 24.5cm 9¾"
 CTN QTY 12



TRIANGLE BOWL
PADPTRB91 23.5cm 9¼"
 60cl 21oz
 CTN QTY 12



TRIANGLE BOWL
PADPTRB71 18.5cm 7¼"
 37cl 13oz
 CTN QTY 12



TRIANGLE BOWL
PADPTRB61 15.3cm 6"
 26cl 9oz
 CTN QTY 12



CHEFS' OBLONG PLATE No. 4
PADPXO141 35.5 x 18.9cm
 13¾" x 7¾"
 CTN QTY 6



CHEFS' OBLONG PLATE No. 3
PADPXO111 29.8 x 15.3cm
 11¾" x 6"
 CTN QTY 12



COUPE PLATE
PAIBEV121 32.4cm 12¾"
 CTN QTY 6
PAIBEV111 28.8cm 11¼"
 CTN QTY 12



COUPE PLATE
PAIBEV101 26cm 10¼"
 CTN QTY 12
PAIBEVP81 21.7cm 8½"
 CTN QTY 12
PAIBEVP61 16.5cm 6½"
 CTN QTY 12



COUPE BOWL
PAIBEVB91 24.8cm 9¾"
 113.6cl 40oz
 CTN QTY 12
PAIBEVB71 18.2cm 7¼"
 42.6cl 15oz
 CTN QTY 12



CHEFS' WALLED PLATE
PAIBWP261 26cm 10¼"
 H: 2cm
 CTN QTY 6
PAIBWP211 21cm 8¼"
 H: 2cm
 CTN QTY 6



ORGANIC ROUND PLATE
PAIBOG111 28.6cm 11¼"
 CTN QTY 12
PAIBOG101 26.4cm 10½"
 CTN QTY 12
PAIBOG81 21cm 8¼"
 CTN QTY 12
PAIBOG71 18.6cm 7¼"
 CTN QTY 12



ORGANIC ROUND BOWL
PAIBOGB11 25.3cm 9¾"
 110cl 38oz
 CTN QTY 12



WIDE RIM BOWL
PAIBVWB11 28cm 11"
 46.8cl 16.5oz
 CTN QTY 12



TRIANGLE PLATE
PAIBTR121 31.1cm 12¼"
 CTN QTY 6
PAIBTR101 28.5cm 11¼"
 CTN QTY 12
PAIBTR91 24.5cm 9¾"
 CTN QTY 12
PAIBTR71 20.3cm 8"
 CTN QTY 12



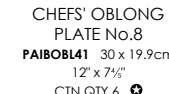
TRIANGLE BOWL
PAIBTRB91 23.5cm 9¼"
 60cl 21oz
 CTN QTY 12
PAIBTRB71 18.5cm 7¼"
 37cl 13oz
 CTN QTY 12
PAIBTRB61 15.3cm 6"
 26cl 9oz
 CTN QTY 12



CHEFS' OBLONG PLATE No. 9
PAIBXP141 34.4 x 23.4cm
 13½" x 9¼"
 CTN QTY 6



CHEFS' OBLONG PLATE No. 4
PAIBXO141 35.5 x 18.9cm
 13¾" x 7¾"
 CTN QTY 6



CHEFS' OBLONG PLATE No. 8
PAIBOBL41 30 x 19.9cm
 12" x 7¾"
 CTN QTY 6



CHEFS' OBLONG PLATE No. 3
PAIBXO111 29.8 x 15.3cm
 11¾" x 6"
 CTN QTY 12



CAPPUCCINO CUP
PAIBCB281 34cl 12oz
 H: 6.5cm Dia: 11cm
 CTN QTY 12
PAIBCB201 22.7cl 8oz
 H: 5.5cm Dia: 9.5cm
 CTN QTY 12



SAUCER
MOIBCS1 15.6cm 6¼"
 CTN QTY 12
 (Fits PAIBCB281 & PAIBCB201)
MOIBESS1 11.8cm 4½"
 CTN QTY 12
 (Fits PAIBCEB91)



ESPRESSO CUP
PAIBCEB91 10cl 3.5oz
 H: 5.5cm Dia: 6.5cm
 CTN QTY 12



MUG
PAIBVM121 34cl 12oz
 H: 11cm Dia: 8cm
 CTN QTY 12



SUGAR BOWL
PAIBSSGR1 22.7cl 8oz
 H: 6.2cm Dia: 9.8cm
 CTN QTY 12



Covered by Churchill 5 Year Edge Chip Warranty



Covered by Churchill 5 Year Edge Chip Warranty

CHURCHILL® super vitrified
Stonecast® PATINA

Rust Red

CHURCHILL® super vitrified
Stonecast® PATINA

Rustic Teal



COUPE PLATE
PAREV111 28.8cm 11¼"
 CTN QTY 12
PAREV101 26cm 10¼"
 CTN QTY 12



COUPE PLATE
PAREVP81 21.7cm 8½"
 CTN QTY 12
PAREVP61 16.5cm 6½"
 CTN QTY 12



COUPE BOWL
PAREVB91 24.8cm 9¾"
 113.6cl 40oz
 CTN QTY 12



TRIANGLE PLATE
PARETR91 24.5cm 9¾"
 CTN QTY 12



COUPE PLATE
PATREV111 28.8cm 11¼"
 CTN QTY 12



COUPE PLATE
PATREV101 26cm 10¼"
 CTN QTY 12



COUPE PLATE
PATREVP81 21.7cm 8½"
 CTN QTY 12



COUPE PLATE
PATREVP61 16.5cm 6½"
 CTN QTY 12



TRIANGLE BOWL
PARETRB91 23.5cm 9¼"
 60cl 21oz
 CTN QTY 12



TRIANGLE BOWL
PARETRB61 15.3cm 6"
 26cl 9oz
 CTN QTY 12



CHEFS' OBLONG
 PLATE No. 4
PAREXO141 35.5 x 18.9cm
 13¾" x 7½"
 CTN QTY 6



CHEFS' OBLONG
 PLATE No. 3
PAREXO111 29.8 x 15.3cm
 11¾" x 6"
 CTN QTY 12



COUPE BOWL
PATREVB91 24.8cm 9¾"
 113.6cl 40oz
 CTN QTY 12



TRIANGLE PLATE
PATRETR91 24.5cm 9¾"
 CTN QTY 12



TRIANGLE BOWL
PATRETRB91 23.5cm 9¼"
 60cl 21oz
 CTN QTY 12



TRIANGLE BOWL
PATRETRB61 15.3cm 6"
 26cl 9oz
 CTN QTY 12



CAPPUCCINO CUP
PARECB281 34cl 12oz
 H: 6.5cm Dia: 11cm
 CTN QTY 12



CAPPUCCINO CUP
PARECB201 22.7cl 8oz
 H: 5.5cm Dia: 9.5cm
 CTN QTY 12



SAUCER
PARECSS1 15.6cm 6½"
 CTN QTY 12
 (Fits PARECB281 &
 PARECB201)



ESPRESSO CUP
PARECB91 10cl 3.5oz
 H: 5.5cm Dia: 6.5cm
 CTN QTY 12



CHEFS' OBLONG
 PLATE No. 4
PATRXO141 35.5 x 18.9cm
 13¾" x 7½"
 CTN QTY 6



CHEFS' OBLONG
 PLATE No. 3
PATRXO111 29.8 x 15.3cm
 11¾" x 6"
 CTN QTY 12



SAUCER
PARESS1 11.8cm 4½"
 CTN QTY 12
 (Fits PARECB91)



MUG
PAREVM121 34cl 12oz
 H: 11cm Dia: 8cm
 CTN QTY 12



SUGAR BOWL
PARESSGR1 22.7cl 8oz
 H: 6.2cm Dia: 9.8cm
 CTN QTY 12



⊕ Covered by Churchill 5 Year Edge Chip Warranty



⊕ Covered by Churchill 5 Year Edge Chip Warranty

CHURCHILL® super vitrified

Stonecast® PATINA

Vintage Copper



COUPE PLATE
PAVCEV121 32.4cm 12¾"
CTN QTY 6



COUPE PLATE
PAVCEV111 28.8cm 11¼"
CTN QTY 12
PAVCEV101 26cm 10¼"
CTN QTY 12



COUPE PLATE
PAVCEVP81 21.7cm 8⅝"
CTN QTY 12
PAVCEVP61 16.5cm 6½"
CTN QTY 12



COUPE BOWL
PAVCEVB91 24.8cm 9¾"
113.6cl 40oz
CTN QTY 12
PAVCEVB71 18.2cm 7¼"
42.6cl 15oz
CTN QTY 12



ORGANIC ROUND PLATE
PAVCOG111 28.6cm 11¼"
CTN QTY 12
PAVCOG101 26.4cm 10⅝"
CTN QTY 12



ORGANIC ROUND PLATE
PAVCOG81 21cm 8⅜"
CTN QTY 12
PAVCOG71 18.6cm 7¼"
CTN QTY 12



ORGANIC ROUND BOWL
PAVCOGB11 25.3cm 9⅞"
110cl 38oz
CTN QTY 12



WIDE RIM BOWL
PAVCVWB11 28cm 11"
46.8cl 16.5oz
CTN QTY 12



TRIANGLE PLATE
PAVCTR121 31.1cm 12¼"
CTN QTY 6
PAVCTR101 28.5cm 11¼"
CTN QTY 12
PAVCTR91 24.5cm 9⅝"
CTN QTY 12



TRIANGLE PLATE
PAVCTR71 20.3cm 8"
CTN QTY 12



TRIANGLE BOWL
PAVCTRB91 23.5cm 9¼"
60cl 21oz
CTN QTY 12



TRIANGLE BOWL
PAVCTRB71 18.5cm 7¼"
37cl 13oz
CTN QTY 12
PAVCTRB61 15.3cm 6"
26cl 9oz
CTN QTY 12



CHEFS' OBLONG PLATE No.9
PAVCXP141 34.4 x 23.4cm
13½" x 9¼"
CTN QTY 6



CHEFS' OBLONG PLATE No.8
PAVCOBL41 30 x 19.9cm
12" x 7⅞"
CTN QTY 6



CHEFS' OBLONG PLATE No.4
PAVCXOI41 35.5 x 18.9cm
13¾" x 7⅝"
CTN QTY 6



CHEFS' OBLONG PLATE No.3
PAVCXOI111 29.8 x 15.3cm
11¾" x 6"
CTN QTY 12



CHURCHILL® super vitrified

Stonecast®

The hand decorated Plume design interprets the fluidity of painting mediums. A unique formula creates layers of colour that interact and blend together, forming the characteristic Plume effect.

PLUME

Tonal Depth and Intensity



Olive



COUPE PLATE
PLGREV111 28.8cm 11¼"
 CTN QTY 12 ☛
PLGREV101 26cm 10¼"
 CTN QTY 12 ☛



COUPE PLATE
PLGREVP81 21.7cm 8½"
 CTN QTY 12 ☛
PLGREVP61 16.5cm 6½"
 CTN QTY 12 ☛



COUPE BOWL
PLGREVB91 24.8cm 9¾"
 113.6cl 40oz
 CTN QTY 12 ☛



CHEFS' WALLED PLATE
PLGRWP261 26cm 10¼"
 H: 2cm
 CTN QTY 6 ☛
PLGRWP211 21cm 8¼"
 H: 2cm
 CTN QTY 6 ☛



TRIANGLE PLATE
PLGRTR91 24.5cm 9¾"
 CTN QTY 12 ☛



TRIANGLE BOWL
PLGRTRB91 23.5cm 9¼"
 60cl 21oz
 CTN QTY 12 ☛
PLGRTRB61 15.3cm 6"
 26cl 9oz
 CTN QTY 12 ☛



CHEFS' OBLONG PLATE No. 4
PLGRXO141 35.5 x 18.9cm
 13¾" x 7¾"
 CTN QTY 6 ☛



CHEFS' OBLONG PLATE No. 3
PLGRXO111 29.8 x 15.3cm
 11¾" x 6"
 CTN QTY 12 ☛



CAPPUCCINO CUP
PLGRCB281 34cl 12oz
 H: 6.5cm Dia: 11cm
 CTN QTY 12 ☛



CAPPUCCINO CUP
PLGRCB201 22.7cl 8oz
 H: 5.5cm Dia: 9.5cm
 CTN QTY 12 ☛



SAUCER
PLGRCSS1 15.6cm 6¼"
 CTN QTY 12 ☛
 (Fits PLGRCB281 & PLGRCB201)



ESPRESSO CUP
PLGRCEB91 10cl 3.5oz
 H: 5.5cm Dia: 6.5cm
 CTN QTY 12 ☛



SAUCER
PLGRESS1 11.8cm 4½"
 CTN QTY 12 ☛
 (Fits PLGRCEB91)



MUG
PLGRVM121 34cl 12oz
 H: 11cm Dia: 8cm
 CTN QTY 12 ☛



SUGAR BOWL
PLGRSSGR1 22.7cl 8oz
 H: 6.2cm Dia: 9.8cm
 CTN QTY 12 ☛



☛ Covered by Churchill 5 Year Edge Chip Warranty

CHURCHILL® super vitrified

Stonecast® PLUME


Ultramarine



COUPE PLATE
PLULEV111 28.8cm 11¼"
CTN QTY 12 ☛
PLULEV101 26cm 10¼"
CTN QTY 12 ☛



COUPE PLATE
PLULEVP81 21.7cm 8½"
CTN QTY 12 ☛
PLULEVP61 16.5cm 6½"
CTN QTY 12 ☛



COUPE BOWL
PLULEVB91 24.8cm 9¾"
113.6cl 40oz
CTN QTY 12 ☛



CHEFS' WALLED PLATE
PLULWP261 26cm 10¼"
H: 2cm
CTN QTY 6 ☛
PLULWP211 21cm 8¼"
H: 2cm
CTN QTY 6 ☛



TRIANGLE PLATE
PLULTR91 24.5cm 9¾"
CTN QTY 12 ☛



TRIANGLE BOWL
PLULTRB91 23.5cm 9¼"
60cl 21oz
CTN QTY 12 ☛
PLULTRB61 15.3cm 6"
26cl 9oz
CTN QTY 12 ☛



CHEFS' OBLONG
PLATE No. 4
PLULXO141 35.5 x 18.9cm
13¾" x 7½"
CTN QTY 6 ☛



CHEFS' OBLONG
PLATE No. 3
PLULXO111 29.8 x 15.3cm
11¾" x 6"
CTN QTY 12 ☛



CAPPUCCINO CUP
PLULCB281 34cl 12oz
H: 6.5cm Dia: 11cm
CTN QTY 12 ☛



CAPPUCCINO CUP
PLULCB201 22.7cl 8oz
H: 5.5cm Dia: 9.5cm
CTN QTY 12 ☛



SAUCER
PLULCSS1 15.6cm 6¼"
CTN QTY 12 ☛
(Fits PLULCB281 &
PLULCB201)



ESPRESSO CUP
PLULCEB91 10cl 3.5oz
H: 5.5cm Dia: 6.5cm
CTN QTY 12 ☛



SAUCER
PLULESS1 11.8cm 4½"
CTN QTY 12 ☛
(Fits PLULCEB91)



MUG
PLULVM121 34cl 12oz
H: 11cm Dia: 8cm
CTN QTY 12 ☛



SUGAR BOWL
PLULSSGR1 22.7cl 8oz
H: 6.2cm Dia: 9.8cm
CTN QTY 12 ☛



CHURCHILL[®] super vitrified

Stonecast[®]

Premium Colour Combinations

AQUEOUS

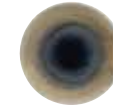
Inspired by the fluidity of water, the Stonecast Aqueous design emulates a liquid pooling effect and is hand finished in colours reminiscent of natural bodies of water.




Bayou




COUPE PLATE
SABTEV111 28.8cm 11 1/4"
 CTN QTY 12



COUPE PLATE
SABTEVP81 21.7cm 8 5/8"
 CTN QTY 12



DEEP COUPE PLATE
SABTPD271 28.1cm 11"
 H: 3.7cm
 CTN QTY 12



DEEP COUPE PLATE
SABTPD221 22.5cm 8 7/8"
 H: 2.7cm
 CTN QTY 12



CHEFS' WALLED PLATE
SABTWP261 26cm 10 1/4"
 H: 2cm
 CTN QTY 6



CHEFS' WALLED PLATE
SABTWP211 21cm 8 1/4"
 H: 2cm
 CTN QTY 6



TRIANGLE PLATE
SABTR121 31.1cm 12 1/4"
 CTN QTY 6




TRIANGLE PLATE
SABTR9 1 24.5cm 9 5/8"
 CTN QTY 12



TRIANGLE BOWL
SABTRB91 23.5cm 9 1/4"
 60cl 21oz
 CTN QTY 12



ORGANIC ROUND PLATE
SABTOG111 28.6cm 11 1/4"
 CTN QTY 12



ORGANIC ROUND PLATE
SABTOG8 1 21cm 8 1/4"
 CTN QTY 12



ORGANIC ROUND BOWL
SABTOGB11 25.3cm 9 7/8"
 110cl 38oz
 CTN QTY 12



Covered by Churchill 5 Year Edge Chip Warranty

CHURCHILL® super vitrified

Stonecast® AQUEOUS

Fjord



COUPE PLATE
SAGREV111 28.8cm 11¼"
CTN QTY 12



COUPE PLATE
SAGREV101 26cm 10¼"
CTN QTY 12




COUPE PLATE
SAGREV81 21.7cm 8½"
CTN QTY 12




COUPE PLATE
SAGREV61 16.5cm 6½"
CTN QTY 12



DEEP COUPE PLATE
SAGRPD271 28.1cm 11"
H: 3.7cm
CTN QTY 12




DEEP COUPE PLATE
SAGRPD251 25.5cm 10"
H: 3.5cm
CTN QTY 12



DEEP COUPE PLATE
SAGRPD21 22.5cm 8¾"
H: 2.7cm
CTN QTY 12




TRIANGLE PLATE
SAGRTR121 31.1cm 12¼"
CTN QTY 6




TRIANGLE PLATE
SAGRTR101 28.5cm 11¼"
CTN QTY 12



TRIANGLE PLATE
SAGRTR91 24.5cm 9¾"
CTN QTY 12



TRIANGLE PLATE
SAGRTR71 20.3cm 8"
CTN QTY 12



TRIANGLE BOWL
SAGRTRB91 23.5cm 9¼"
60cl 21oz
CTN QTY 12



TRIANGLE BOWL
SAGRTRB71 18.5cm 7¼"
37cl 13oz
CTN QTY 12




Covered by Churchill 5 Year Edge Chip Warranty

CHURCHILL® super vitrified

Stonecast® AQUEOUS


Lagoon



COUPE PLATE
SALGEV111 28.8cm 11¼"
CTN QTY 12




COUPE PLATE
SALGEV101 26cm 10¼"
CTN QTY 12



COUPE PLATE
SALGEV81 21.7cm 8½"
CTN QTY 12




COUPE PLATE
SALGEV61 16.5cm 6½"
CTN QTY 12



DEEP COUPE PLATE
SALGPD271 28.1cm 11"
H: 3.7cm
CTN QTY 12




DEEP COUPE PLATE
SALGPD251 25.5cm 10"
H: 3.5cm
CTN QTY 12



DEEP COUPE PLATE
SALGPD21 22.5cm 8¾"
H: 2.7cm
CTN QTY 12



TRIANGLE PLATE
SALGTR121 31.1cm 12¼"
CTN QTY 6




TRIANGLE PLATE
SALGTR101 28.5cm 11¼"
CTN QTY 12



TRIANGLE PLATE
SALGTR91 24.5cm 9¾"
CTN QTY 12



TRIANGLE PLATE
SALGTR71 20.3cm 8"
CTN QTY 12



TRIANGLE BOWL
SALGTRB91 23.5cm 9¼"
60cl 21oz
CTN QTY 12



TRIANGLE BOWL
SALGTRB71 18.5cm 7¼"
37cl 13oz
CTN QTY 12



Covered by Churchill 5 Year Edge Chip Warranty



CHURCHILL® super vitrified

Stonecast®

Hints is designed for those who want the rustic Stonecast look but with just a hint of colour, hand decorated with a fine speckle and stippled edge band.

A Hint of Colour

HINTS



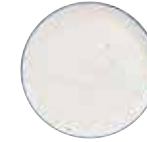
Featured with Sola Lima cutlery



Indigo Blue



LARGE COUPE PLATE
SHBIEV121 32.4cm 12 3/4"
CTN QTY 6



COUPE PLATE
SHBIEV111 28.8cm 11 1/4"
CTN QTY 12



COUPE PLATE
SHBIEVP81 21.7cm 8 5/8"
CTN QTY 12



COUPE PLATE
SHBIEVP61 16.5cm 6 1/2"
CTN QTY 12



COUPE BOWL
SHBIEVB91 24.8cm 9 3/4"
113.6cl 40oz
CTN QTY 12



COUPE BOWL
SHBIEVB71 18.2cm 7 1/4"
42.6cl 15oz
CTN QTY 12



TRIANGLE PLATE
SHBITR121 31.1cm 12 1/4"
CTN QTY 6



TRIANGLE PLATE
SHBITR101 28.5cm 11 1/4"
CTN QTY 12



TRIANGLE PLATE
SHBITR91 24.5cm 9 3/4"
CTN QTY 12



TRIANGLE BOWL
SHBITRB91 23.5cm 9 1/4"
60cl 21oz
CTN QTY 12



TRIANGLE BOWL
SHBITRB61 15.3cm 6"
26cl 9oz
CTN QTY 12



CHEFS' OBLONG PLATE No.9
SHBIXP141 34.4 x 23.4cm
13 1/2" x 9 1/4"
CTN QTY 6



CHEFS' OBLONG PLATE No.4
SHBIXO141 35.5 x 18.9cm
13 3/4" x 7 3/8"
CTN QTY 6



CHEFS' OBLONG PLATE No.3
SHBIXO111 29.8 x 15.3cm
11 3/4" x 6"
CTN QTY 12



OVAL PLATE
SHBID121 30.5cm 12"
CTN QTY 12



OVAL PLATE
SHBID101 25.4cm 10"
CTN QTY 12



Covered by Churchill 5 Year Edge Chip Warranty

CHURCHILL® super vitrified

Stonecast®

Add a touch of rusticity to food displays with buffetware decorated with the fine speckle and stippled edge band of Stonecast Hints.

HINTS BUFFET

A Hint of Colour



Indigo Blue



LARGE COUPE BOWL
SHBIAC141 38.5 x 38.5 x 8.8cm
15 1/4" x 3 1/2" 500cl 175oz
CTN QTY 4



SQUARE BUFFET TRAY
SHBIAS1 30.3 x 30.3cm
11 7/8" x 11 7/8"
CTN QTY 4



RECTANGULAR BUFFET TRAY
SHBIART1 30 x 14.5cm
11 3/4" x 5 3/4"
CTN QTY 6



SQUARE DISH
SHBISBD1 25 x 25 x 6.2cm
10" x 10" x 2 1/2" 2ltr 70.4oz
CTN QTY 6



SMALL DISH
SHBIRCD1 18 x 19.4 x 11.5cm
7" x 6 1/2" x 4 1/2" 2ltr 70.4oz
CTN QTY 4



2/4 FLAT TRAY
SHBISLBD1 53 x 15 x 2.5cm
21" x 6" x 1" 1.4ltr 50oz
CTN QTY 4



RECTANGULAR DISH
SHBIXLBD1 53 x 32.5 x 6.2cm
21" x 13" x 2 1/2" 6ltr 211.8oz
CTN QTY 2
SHBILBD1 53 x 16 x 6.2cm
21" x 6 1/2" x 2 1/2" 3ltr 105.6oz
CTN QTY 2



RECTANGULAR DISH
SHBIRLBD1 38 x 25 x 6.2cm
15" x 10" x 2 1/2" 3.5ltr 123.2oz
CTN QTY 4

Barley White



LARGE COUPE BOWL
SHWHAC141 38.5 x 38.5 x 8.8cm
15 1/4" x 3 1/2" 500cl 175oz
CTN QTY 4



SQUARE BUFFET TRAY
SHWHAS1 30.3 x 30.3cm
11 7/8" x 11 7/8"
CTN QTY 4



RECTANGULAR BUFFET TRAY
SHWHART1 30 x 14.5cm
11 3/4" x 5 3/4"
CTN QTY 6



SQUARE DISH
SHWHSD1 25 x 25 x 6.2cm
10" x 10" x 2 1/2" 2ltr 70.4oz
CTN QTY 6



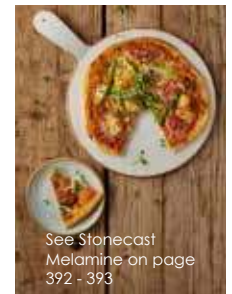
SMALL DISH
SHWHRCD1 18 x 19.4 x 11.5cm
7" x 6 1/2" x 4 1/2" 2ltr 70.4oz
CTN QTY 4



2/4 FLAT TRAY
SHWHSLBD1 53 x 15 x 2.5cm
21" x 6" x 1" 1.4ltr 50oz
CTN QTY 4



RECTANGULAR DISH
SHWHLBD1 53 x 32.5 x 6.2cm
21" x 13" x 2 1/2" 6ltr 211.8oz
CTN QTY 2
SHWHLBD1 53 x 16 x 6.2cm
21" x 6 1/2" x 2 1/2" 3ltr 105.6oz
CTN QTY 2
SHWHRLBD1 38 x 25 x 6.2cm
15" x 10" x 2 1/2" 3.5ltr 123.2oz
CTN QTY 4



See Stonecast Melamine on page 392 - 393

CHURCHILL[®] super vitrified

Stonecast[®]

Contemporary Linear shapes in a fusion of Stonecast and Nourish glazes are hand dipped, meaning every piece is unique. The reactive colours enhance the artisan look, creating tonal variation.

NOURISH

Designed for Global Flavours



Siena Barley White



LINEAR SOUP BOWL ↗
NSSWSSB1 42.6cl 15oz
 H: 6.5cm Dia: 12cm 3 3/4"
 CTN QTY 12



LINEAR CHIP MUG ↗
NSSWSCM1 30cl 10.5oz
 H: 8.2cm Dia: 8.7cm 3 1/2"
 CTN QTY 12



LINEAR DEEP BOWL ↗
NSSWSB81 23cl 8oz
 H: 6cm Dia: 9cm 3 3/4"
 CTN QTY 12



LINEAR DIP POT ↗
NSSWSDP1 11cl 4oz
 H: 5cm Dia: 7.5cm 3"
 CTN QTY 12



LINEAR SIDE DISH ↗
NSSWSMD1 17cl 6oz
 H: 3cm Dia: 12cm 4 3/4"
 CTN QTY 12



KOCHI SOUP BOWL ↗
CBWKO161 40cl 14oz
 H: 6.2cm Dia: 13cm 5 1/4"
 CTN QTY 12



KOCHI CHIP MUG ↗
CBWKOCP1 33cl 11.6oz
 H: 8.1cm Dia: 9.5cm 3 3/4"
 CTN QTY 12



KOCHI SHALLOW BOWL ↗
CBWKO91 26cl 9oz
 H: 5cm Dia: 11.5cm 4 1/2"
 CTN QTY 12



KOCHI DIP POT ↗
CBWKO41 11cl 4oz
 H: 4.8cm Dia: 8cm 3 1/4"
 CTN QTY 12



KOCHI DIP POT ↗
CBWKO21 6cl 2oz
 H: 4cm Dia: 6.9cm 2 3/4"
 CTN QTY 12

Siena Duck Egg



LINEAR SOUP BOWL ↗
NSSDSSB1 42.6cl 15oz
 H: 6.5cm Dia: 12cm 3 3/4"
 CTN QTY 12



LINEAR CHIP MUG ↗
NSSDSSCM1 30cl 10.5oz
 H: 8.2cm Dia: 8.7cm 3 1/2"
 CTN QTY 12



LINEAR DEEP BOWL ↗
NSSDSSB81 23cl 8oz
 H: 6cm Dia: 9cm 3 3/4"
 CTN QTY 12



LINEAR DIP POT ↗
NSSDSDP1 11cl 4oz
 H: 5cm Dia: 7.5cm 3"
 CTN QTY 12



LINEAR SIDE DISH ↗
NSSDSSMD1 17cl 6oz
 H: 3cm Dia: 12cm 4 3/4"
 CTN QTY 12



KOCHI SOUP BOWL ↗
CBDEKO161 40cl 14oz
 H: 6.2cm Dia: 13cm 5 1/4"
 CTN QTY 12



KOCHI CHIP MUG ↗
CBDEKOCP1 33cl 11.6oz
 H: 8.1cm Dia: 9.5cm 3 3/4"
 CTN QTY 12



KOCHI SHALLOW BOWL ↗
CBDEKO91 26cl 9oz
 H: 5cm Dia: 11.5cm 4 1/2"
 CTN QTY 12



KOCHI DIP POT ↗
CBDEKO41 11cl 4oz
 H: 4.8cm Dia: 8cm 3 1/4"
 CTN QTY 12



KOCHI DIP POT ↗
CBDEKO21 6cl 2oz
 H: 4cm Dia: 6.9cm 2 3/4"
 CTN QTY 12

Due to the nature of the once fired manufacturing process, the Envisage collection has a polished biscuit foot. Look for this Logo ↗ to signify a once fired piece

ENVISAGE[®]
 COLLECTION

STUDIO[®] PRINTS

Celebrating the creative
history of ceramics...

Studio Prints Collections are a contemporary take on traditional studio pottery, celebrating the creative history of ceramics. Studio Prints are achieved with Churchill's innovative print process. The print is positioned directly under the glaze, creating a protective layer over the decoration. The ranges provide all of the durability and technical reassurance required for a hospitality environment.



EACH PIECE
IS UNIQUE



CHURCHILL® super vitrified

STUDIO®
PRINTS

ASTRO

Astro takes its inspiration from the glints and lustre of metallic artisan glazes. The intense colour is achieved through Churchill's underglaze print process. Studio Prints Astro provides the ultimate backdrop to statement tabletop presentation.


Metallic Glints & Lustre



Blue



COUPE PLATE
ATBLEV111 28.8cm 11 1/4"
CTN QTY 12



COUPE PLATE
ATBLEV101 26cm 10 1/4"
CTN QTY 12




COUPE PLATE
ATBLEVP81 21.7cm 8 5/8"
CTN QTY 12



COUPE PLATE
ATBLEVP61 16.5cm 6 1/2"
CTN QTY 12



COUPE BOWL
ATBLEVB91 24.8cm 9 3/4"
113.6cl 40oz
CTN QTY 12



COUPE BOWL
ATBLEVB71 18.2cm 7 1/4"
42.6cl 15oz
CTN QTY 12



TRIANGLE PLATE
ATBLTR101 28.5cm 11 1/4"
CTN QTY 12



TRIANGLE PLATE
ATBLTR91 24.5cm 9 5/8"
CTN QTY 12



TRIANGLE BOWL
ATBLTRB91 23.5cm 9 1/4"
60cl 21oz
CTN QTY 12



TRIANGLE BOWL
ATBLTRB71 18.5cm 7 1/4"
37cl 13oz
CTN QTY 12



CHEFS' OBLONG
PLATE No. 3
ATBLXO111 29.8 x 15.3cm
11 3/4" x 6"
CTN QTY 12



CHEFS' OBLONG
PLATE No. 2
ATBLXO101 26.9 x 12.7cm
10 5/8" x 5"
CTN QTY 12



CHEFS' OBLONG
PLATE No. 1
ATBLXO71 20 x 12.1cm
7 7/8" x 4 3/4"
CTN QTY 12



Covered by Churchill 5 Year Edge Chip Warranty

Under glaze print finish meaning long-lasting results.

STUDIO PRINTS ASTRO • CHURCHILL SUPER VITRIFIED 161

CHURCHILL® super vitrified

STUDIO®
PRINTS

FUSION

Studio Prints Fusion showcases a textured border effect, inspired by the fusion of multi-tonal reactive glazes. Radial and expressive, this design blends colour and texture with a contemporary white space, ideal for framing premium food presentation.

Radial and Expressive Texture



Agate Grey



COUPE PLATE
FSGYEV111 28.8cm 11 1/4"
CTN QTY 12



COUPE PLATE
FSGYEV101 26cm 10 1/4"
CTN QTY 12



COUPE PLATE
FSGYEV81 21.7cm 8 5/8"
CTN QTY 12



COUPE PLATE
FSGYEV61 16.5cm 6 1/2"
CTN QTY 12



COUPE BOWL
FSGYEB91 24.8cm 9 3/4"
113.6cl 40oz
CTN QTY 12



COUPE BOWL
FSGYEB71 18.2cm 7 1/4"
42.6cl 15oz
CTN QTY 12



DEEP COUPE BOWL
FSGYEB221 22.2cm 8 3/4"
H: 6.5cm 110cl 39oz
CTN QTY 6



DEEP COUPE BOWL
FSGYEB191 19.6cm 7 3/4"
H: 5.5cm 75cl 26oz
CTN QTY 6



CHEFS' WALLED PLATE
FSGYWP261 26cm 10 1/4"
H: 2cm
CTN QTY 6



CHEFS' WALLED PLATE
FSGYWP211 21cm 8 1/4"
H: 2cm
CTN QTY 6



Covered by Churchill 5 Year Edge Chip Warranty

- Under glaze print finish meaning long-lasting results.

STUDIO PRINTS FUSION • CHURCHILL SUPER VITRIFIED 163

CHURCHILL® super vitrified

STUDIO®
PRINTS

FUSION

Aquamarine

CHURCHILL® super vitrified

STUDIO®
PRINTS

FUSION

Quartz Black



COUPE PLATE
FSBLEV111 28.8cm 11¼"
CTN QTY 12



COUPE PLATE
FSBLEV101 26cm 10¼"
CTN QTY 12



COUPE PLATE
FSBLEVP81 21.7cm 8½"
CTN QTY 12



COUPE PLATE
FSBLEVP61 16.5cm 6½"
CTN QTY 12



COUPE PLATE
FSBKEV111 28.8cm 11¼"
CTN QTY 12



COUPE PLATE
FSBKEV101 26cm 10¼"
CTN QTY 12



COUPE PLATE
FSBKEVP81 21.7cm 8½"
CTN QTY 12




COUPE PLATE
FSBKEVP61 16.5cm 6½"
CTN QTY 12



COUPE BOWL
FSBLEVB91 24.8cm 9¾"
113.6cl 40oz
CTN QTY 12



COUPE BOWL
FSBLEVB71 18.2cm 7¼"
42.6cl 15oz
CTN QTY 12



DEEP COUPE BOWL
FSBLEB221 22.2cm 8¾"
H: 6.5cm 110cl 39oz
CTN QTY 6



DEEP COUPE BOWL
FSBLEB191 19.6cm 7¾"
H: 5.5cm 75cl 26oz
CTN QTY 6



COUPE BOWL
FSBKEVB91 24.8cm 9¾"
113.6cl 40oz
CTN QTY 12



COUPE BOWL
FSBKEVB71 18.2cm 7¼"
42.6cl 15oz
CTN QTY 12



DEEP COUPE BOWL
FSBKEB221 22.2cm 8¾"
H: 6.5cm 110cl 39oz
CTN QTY 6



DEEP COUPE BOWL
FSBKEB191 19.6cm 7¾"
H: 5.5cm 75cl 26oz
CTN QTY 6



CHEFS' WALLED PLATE
FSBLWP261 26cm 10¼"
H: 2cm
CTN QTY 6



CHEFS' WALLED PLATE
FSBLWP211 21cm 8¼"
H: 2cm
CTN QTY 6



CHEFS' WALLED PLATE
FSBKWP261 26cm 10¼"
H: 2cm
CTN QTY 6



CHEFS' WALLED PLATE
FSBKWP211 21cm 8¼"
H: 2cm
CTN QTY 6

- Under glaze print finish meaning long-lasting results.



- Under glaze print finish meaning long-lasting results.



CHURCHILL® super vitrified

STUDIO®
PRINTS


HOMESPUN CHROMA

Inspired by the deep, intense colourways created through layering glaze effects, Homespun Chroma has been designed to create a bold and striking canvas to complement all styles of cuisine.

Intensity of Colour



Twilight



COUPE PLATE
HCTWEV111 28.8cm 11¼"
CTN QTY 12




COUPE PLATE
HCTWEV101 26cm 10¼"
CTN QTY 12



COUPE PLATE
HCTWEVP81 21.7cm 8½"
CTN QTY 12



COUPE PLATE
HCTWEVP61 16.5cm 6½"
CTN QTY 12



COUPE BOWL
HCTWEVB91 24.8cm 9¾"
113.6cl 40oz
CTN QTY 12



COUPE BOWL
HCTWEVB71 18.2cm 7¼"
42.6cl 15oz
CTN QTY 12



TRIANGLE PLATE
HCTWTR101 28.5cm 11¼"
CTN QTY 12



TRIANGLE PLATE
HCTWTR91 24.5cm 9¾"
CTN QTY 12



TRIANGLE PLATE
HCTWTR71 20.3cm 8"
CTN QTY 12



TRIANGLE BOWL
HCTWTRB91 23.5cm 9¼"
60cl 21oz
CTN QTY 12



TRIANGLE BOWL
HCTWTRB71 18.5cm 7¼"
37cl 13oz
CTN QTY 12



CHEFS' OBLONG
PLATE No.3
HCTWXP111 29.8 x 15.3cm
11¼" x 6"
CTN QTY 12



CHEFS' OBLONG
PLATE No. 2
HCTWXP101 26.9 x 12.7cm
10¾" x 5"
CTN QTY 12



CHEFS' OBLONG
PLATE No. 1
HCTWXP071 20 x 12.1cm
7¾" x 4¾"
CTN QTY 12



Covered by Churchill 5 Year Edge Chip Warranty

Under glaze print finish meaning long-lasting results.

CHURCHILL® super vitrified

STUDIO®
PRINTS

HOMESPUN CHROMA

Carbon



COUPE PLATE
HCBKEV111 28.8cm 11¼"
CTN QTY 12



COUPE PLATE
HCBKEV101 26cm 10¼"
CTN QTY 12



COUPE PLATE
HCBKEVP81 21.7cm 8½"
CTN QTY 12



COUPE PLATE
HCBKEVP61 16.5cm 6½"
CTN QTY 12



COUPE BOWL
HCBKEVB91 24.8cm 9¾"
113.6cl 40oz
CTN QTY 12



COUPE BOWL
HCBKEVB71 18.2cm 7¼"
42.6cl 15oz
CTN QTY 12



TRIANGLE PLATE
HCBKTR101 28.5cm 11¼"
CTN QTY 12



TRIANGLE PLATE
HCBKTR91 24.5cm 9¾"
CTN QTY 12



TRIANGLE PLATE
HCBKTR71 20.3cm 8"
CTN QTY 12



TRIANGLE BOWL
HCBKTRB91 23.5cm 9¼"
60cl 21oz
CTN QTY 12



TRIANGLE BOWL
HCBKTRB71 18.5cm 7¼"
37cl 13oz
CTN QTY 12



CHEFS' OBLONG
PLATE No.3
HCBKXO111 29.8 x 15.3cm
11¾" x 6"
CTN QTY 12



CHEFS' OBLONG
PLATE No.2
HCBKXO101 26.9 x 12.7cm
10¾" x 5"
CTN QTY 12



CHEFS' OBLONG
PLATE No.1
HCBKXO71 20 x 12.1cm
7¾" x 4¾"
CTN QTY 12



⊕ Covered by Churchill 5 Year Edge Chip Warranty

- Under glaze print finish meaning long-lasting results.

CHURCHILL® super vitrified

STUDIO®
PRINTS

HOMESPUN CHROMA

Marine



COUPE PLATE
HCBLEVB111 28.8cm 11¼"
CTN QTY 12



COUPE PLATE
HCBLEVB101 26cm 10¼"
CTN QTY 12



COUPE PLATE
HCBLEVP81 21.7cm 8½"
CTN QTY 12



COUPE PLATE
HCBLEVP61 16.5cm 6½"
CTN QTY 12




COUPE BOWL
HCBLEVB91 24.8cm 9¾"
113.6cl 40oz
CTN QTY 12




COUPE BOWL
HCBLEVB71 18.2cm 7¼"
42.6cl 15oz
CTN QTY 12



TRIANGLE PLATE
HCBLTR101 28.5cm 11¼"
CTN QTY 12



TRIANGLE PLATE
HCBLTR91 24.5cm 9¾"
CTN QTY 12



TRIANGLE PLATE
HCBLTR71 20.3cm 8"
CTN QTY 12



TRIANGLE BOWL
HCBLTRB91 23.5cm 9¼"
60cl 21oz
CTN QTY 12



TRIANGLE BOWL
HCBLTRB71 18.5cm 7¼"
37cl 13oz
CTN QTY 12



CHEFS' OBLONG
PLATE No.3
HCBLXO111 29.8 x 15.3cm
11¾" x 6"
CTN QTY 12



CHEFS' OBLONG
PLATE No.2
HCBLXO101 26.9 x 12.7cm
10¾" x 5"
CTN QTY 12



CHEFS' OBLONG
PLATE No.1
HCBLXO71 20 x 12.1cm
7¾" x 4¾"
CTN QTY 12



⊕ Covered by Churchill 5 Year Edge Chip Warranty

- Under glaze print finish meaning long-lasting results.

CHURCHILL® super vitrified

STUDIO®
PRINTS

HOMESPUN ACCENTS

Homespun Accents balances the use of colour and texture alongside simplistic white space. Printed underglaze for added durability, finished with a hand applied edge band and printed with reactive colour so that every piece will be unique.

Homespun Style



Quartz Black



COUPE PLATE
HABKEV111 28.8cm 11¼"
CTN QTY 12



COUPE PLATE
HABKEV101 26cm 10¼"
CTN QTY 12



COUPE PLATE
HABKEVP81 21.7cm 8½"
CTN QTY 12



COUPE PLATE
HABKEVP61 16.5cm 6½"
CTN QTY 12



DEEP COUPE BOWL
HABKEB221 22.2cm 8¾"
H: 6.5cm 110cl 39oz
CTN QTY 6



DEEP COUPE BOWL
HABKEB191 19.6cm 7¾"
H: 5.5cm 75cl 26oz
CTN QTY 6



CHEFS' WALLED PLATE
HABKWP261 26cm 10¼"
H: 2cm
CTN QTY 6




CHEFS' WALLED PLATE
HABKWP211 21cm 8¼"
H: 2cm
CTN QTY 6



TRIANGLE PLATE
HABKTR101 28.5cm 11¼"
CTN QTY 12



TRIANGLE PLATE
HABKTR91 24.5cm 9¾"
CTN QTY 12



TRIANGLE BOWL
HABKTRB91 23.5cm 9¼"
60cl 21oz
CTN QTY 12



TRIANGLE BOWL
HABKTRB71 18.5cm 7¼"
37cl 13oz
CTN QTY 12



CHEFS' OBLONG
PLATE No.4
HABKXO141 35.5 x 18.9cm
13¾" x 7¾"
CTN QTY 6



CHEFS' OBLONG
PLATE No.3
HABKXO111 29.8 x 15.3cm
11¾" x 6"
CTN QTY 12



⊕ Covered by Churchill 5 Year Edge Chip Warranty

- Under glaze print finish meaning long-lasting results.

CHURCHILL® super vitrified

STUDIO®
PRINTS

HOMESPUN ACCENTS

Aquamarine



COUPE PLATE
HAAMEV111 28.8cm 11½"
CTN QTY 12



COUPE PLATE
HAAMEV101 26cm 10¼"
CTN QTY 12



COUPE PLATE
HAAMEVP81 21.7cm 8½"
CTN QTY 12



COUPE PLATE
HAAMEVP61 16.5cm 6½"
CTN QTY 12



COUPE BOWL
HAAMEVB91 24.8cm 9¾"
113.6cl 40oz
CTN QTY 12



COUPE BOWL
HAAMEVB71 18.2cm 7¼"
42.6cl 15oz
CTN QTY 12



CHEFS' WALLED PLATE
HAAMWV261 26cm 10¼"
H: 2cm
CTN QTY 6



CHEFS' WALLED PLATE
HAAMWP211 21cm 8¼"
H: 2cm
CTN QTY 6



TRIANGLE PLATE
HAAMTR101 28.5cm 11¼"
CTN QTY 12



TRIANGLE PLATE
HAAMTR91 24.5cm 9¾"
CTN QTY 12



TRIANGLE PLATE
HAAMTR71 20.3cm 8"
CTN QTY 12



TRIANGLE BOWL
HAAMTRB211 23.5cm 9¼"
60cl 21oz
CTN QTY 12



TRIANGLE BOWL
HAAMTRB71 18.5cm 7¼"
37cl 13oz
CTN QTY 12



CHEFS' OBLONG
PLATE No.4
HAAMXO141 35.5 x 18.9cm
13¾" x 7¾"
CTN QTY 6



CHEFS' OBLONG
PLATE No.3
HAAMXO111 29.8 x 15.3cm
11¾" x 6"
CTN QTY 12



✦ Covered by Churchill 5 Year Edge Chip Warranty

- Under glaze print finish meaning long-lasting results.

CHURCHILL® super vitrified

STUDIO®
PRINTS

HOMESPUN ACCENTS

Coral



COUPE PLATE
HACLEV111 28.8cm 11½"
CTN QTY 12



COUPE PLATE
HACLEV101 26cm 10¼"
CTN QTY 12



COUPE PLATE
HACLEVP81 21.7cm 8½"
CTN QTY 12



COUPE PLATE
HACLEVP61 16.5cm 6½"
CTN QTY 12



COUPE BOWL
HACLEVB91 24.8cm 9¾"
113.6cl 40oz
CTN QTY 12



COUPE BOWL
HACLEVB71 18.2cm 7¼"
42.6cl 15oz
CTN QTY 12



CHEFS' WALLED PLATE
HACLWP261 26cm 10¼"
H: 2cm
CTN QTY 6



CHEFS' WALLED PLATE
HACLWP211 21cm 8¼"
H: 2cm
CTN QTY 6



CHEFS' OBLONG
PLATE No.4
HACLXO141 35.5 x 18.9cm
13¾" x 7¾"
CTN QTY 6



CHEFS' OBLONG
PLATE No.3
HACLXO111 29.8 x 15.3cm
11¾" x 6"
CTN QTY 12



✦ Covered by Churchill 5 Year Edge Chip Warranty

- Under glaze print finish meaning long-lasting results.

CHURCHILL® super vitrified

STUDIO®
PRINTS

HOMESPUN ACCENTS

Jasper Grey



COUPE PLATE
HAJGEV111 28.8cm 11¼"
CTN QTY 12



COUPE PLATE
HAJGEV101 26cm 10¼"
CTN QTY 12



COUPE PLATE
HAJGEVP81 21.7cm 8½"
CTN QTY 12



COUPE PLATE
HAJGEVP61 16.5cm 6½"
CTN QTY 12



COUPE BOWL
HAJGEVB71 24.8cm 9¾"
113.6cl 40oz
CTN QTY 12



COUPE BOWL
HAJGEVB71 18.2cm 7¼"
42.6cl 15oz
CTN QTY 12



CHEFS' WALLED PLATE
HAJGWP261 26cm 10¼"
H: 2cm
CTN QTY 6



CHEFS' WALLED PLATE
HAJGWP211 21cm 8¼"
H: 2cm
CTN QTY 6



TRIANGLE PLATE
HAJGTR101 28.5cm 11¼"
CTN QTY 12



TRIANGLE PLATE
HAJGTR91 24.5cm 9¾"
CTN QTY 12



TRIANGLE PLATE
HAJGTR71 20.3cm 8"
CTN QTY 12



TRIANGLE BOWL
HAJGTRB71 23.5cm 9¼"
60cl 21oz
CTN QTY 12



TRIANGLE BOWL
HAJGTRB71 18.5cm 7¼"
37cl 13oz
CTN QTY 12



CHEFS' OBLONG
PLATE No.4
HAJGXO141 35.5 x 18.9cm
13¾" x 7¾"
CTN QTY 6



CHEFS' OBLONG
PLATE No.3
HAJGXO111 29.8 x 15.3cm
11¾" x 6"
CTN QTY 12



✦ Covered by Churchill 5 Year Edge Chip Warranty

- Under glaze print finish meaning long-lasting results.



CHURCHILL® super vitrified

STUDIO®
PRINTS

HOMESPUN

Homespun is a contemporary take on studio ceramics, featuring a concentric pattern that emulates hand thrown pottery. Printed underglaze with a hand applied edge band, each piece of Homespun is unique.

Homespun Style



Charcoal Black



COUPE PLATE
SPCBEV111 28.8cm 11 1/2"
CTN QTY 12 +
SPCBEV101 26cm 10 1/4"
CTN QTY 12 +



COUPE PLATE
SPCBEVP81 21.7cm 8 5/8"
CTN QTY 12 +



COUPE PLATE
SPCBEVP61 16.5cm 6 1/2"
CTN QTY 12 +



COUPE BOWL
SPCBEVB91 24.8cm 9 3/4"
113.6cl 40oz
CTN QTY 12 +
SPCBEVB71 18.2cm 7 1/4"
42.6cl 15oz
CTN QTY 12 +



WIDE RIM BOWL
SPCBVWBL1 28cm 11"
46.8cl 16.5oz
CTN QTY 12 +
SPCBVWBM1 24cm 9 1/2"
28.4cl 10oz
CTN QTY 12 +



OVAL COUPE PLATE
SPCBOP121 31.7 x 25.5cm
12 1/2" x 10"
CTN QTY 12 +
SPCBOP581 27 x 22.9cm
10 5/8" x 9"
CTN QTY 12 +



CHEFS' OBLONG
PLATE No.4
SPCBXO141 35.5 x 18.9cm
13 3/4" x 7 3/4"
CTN QTY 6 +



CHEFS' OBLONG
PLATE No.3
SPCBXO111 29.8 x 15.3cm
11 3/4" x 6"
CTN QTY 12 +



CAPPUCCINO CUP
SPCBCB201 22.7cl 8oz
H: 5.5cm Dia: 9.5cm
CTN QTY 12 +



SAUCER
SPCBCSS1 15.6cm 6 1/4"
CTN QTY 12 +
(Fits SPSGCB201)



ESPRESSO CUP
SPCBCEB91 10cl 3.5oz
H: 5.5cm Dia: 6.5cm
CTN QTY 12 +



SAUCER
SPCBCES1 11.8cm 4 1/2"
CTN QTY 12 +
(Fits SPSGCEB91)



BEVERAGE POT
SPCBCS151 42.6cl 15oz
H: 10.5cm
CTN QTY 4
REPLACEMENT LID
SPGSR151
CTN QTY 6



JUG
SPCBCJ41 11.4cl 4oz
H: 7cm
CTN QTY 4



SUGAR BOWL
SPCBCSSGR1 22.7cl 8oz
H: 6.2cm Dia: 9.8cm
CTN QTY 12 +



+ Covered by Churchill 5 Year Edge Chip Warranty

- Under glaze print finish meaning long-lasting results.

STUDIO PRINTS HOMESPUN • CHURCHILL SUPER VITRIFIED 177

CHURCHILL® super vitrified

STUDIO®
PRINTS

HOMESPUN

Stone Grey



COUPE PLATE
SPSGEV111 28.8cm 11¼"
CTN QTY 12 ✚
SPSGEV101 26cm 10¼"
CTN QTY 12 ✚



COUPE PLATE
SPSGVP81 21.7cm 8½"
CTN QTY 12 ✚



COUPE PLATE
SPSGVP61 16.5cm 6½"
CTN QTY 12 ✚



COUPE BOWL
SPSGVB91 24.8cm 9¾"
113.6cl 40oz
CTN QTY 12 ✚
SPSGVB71 18.2cm 7¼"
42.6cl 15oz
CTN QTY 12 ✚



WIDE RIM BOWL
SPSGVWB1 28cm 11"
46.8cl 16.5oz
CTN QTY 12 ✚
SPSGVWB1 24cm 9½"
28.4cl 10oz
CTN QTY 12 ✚



OVAL PLATE
SPSGOP121 31.7 x 25.5cm
12½" x 10"
CTN QTY 12 ✚
SPSGOP581 27 x 22.9cm
10¾" x 9"
CTN QTY 12 ✚



CHEFS' OBLONG
PLATE No.4
SPSGXO141 35.5 x 18.9cm
13¾" x 7½"
CTN QTY 6 ✚



CHEFS' OBLONG
PLATE No.3
SPSGXO111 29.8 x 15.3cm
11¾" x 6"
CTN QTY 12 ✚



CAPPUCCINO CUP
SPSGCB201 22.7cl 8oz
H: 5.5cm Dia: 9.5cm
CTN QTY 12 ✚



SAUCER
SPSGCSS1 15.6cm 6¼"
CTN QTY 12 ✚
(Fits SPSGCB201)



ESPRESSO CUP
SPSGCB91 10cl 3.5oz
H: 5.5cm Dia: 6.5cm
CTN QTY 12 ✚



SAUCER
SPSGESS1 11.8cm 4½"
CTN QTY 12 ✚
(Fits SPSGCB91)



BEVERAGE POT
SPSGSB151 42.6cl 15oz
H: 10.5cm
CTN QTY 4
REPLACEMENT LID
SWHSRL151
CTN QTY 6



JUG
SPSGJ41 11.4cl 4oz
H: 7cm
CTN QTY 4




SUGAR BOWL
SPSGSSGR1 22.7cl 8oz
H: 6.2cm Dia: 9.8cm
CTN QTY 12 ✚



✚ Covered by Churchill 5 Year Edge Chip Warranty

- Under glaze print finish meaning long-lasting results.



CHURCHILL® super vitrified

STUDIO®
PRINTS

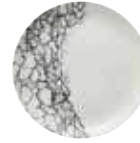
KINTSUGI ACCENTS

Kintsugi Accents, a contemporary take on the all over crackled Kintsugi design. Available in Quartz Black, a bold and striking tone perfect for elevating food presentation. Printed underglaze for added durability, each piece of Kintsugi Accents is unique.

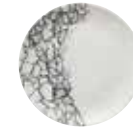
Interpreting Ceramic Arts




Quartz Black



COUPE PLATE
KAQBEV111 28.8cm 11 1/4"
CTN QTY 12



COUPE PLATE
KAQBEV101 26cm 10 1/4"
CTN QTY 12



COUPE PLATE
KAQBEVP81 21.7cm 8 3/4"
CTN QTY 12



COUPE PLATE
KAQBEVP61 16.5cm 6 1/2"
CTN QTY 12



COUPE BOWL
KAQBEVB91 24.8cm 9 3/4"
113.6cl 40oz
CTN QTY 12



COUPE BOWL
KAQBEVB71 18.2cm 7 1/4"
42.6cl 15oz
CTN QTY 12



CHEFS' OBLONG
PLATE NO.4
KAQBXO141 35.5 x 18.9cm
13 3/4" x 7 3/4"
CTN QTY 6



CHEFS' OBLONG
PLATE NO.3
KAQBXO111 29.8 x 15.3cm
11 3/4" x 6"
CTN QTY 12



Covered by Churchill 5 Year Edge Chip Warranty

- Under glaze print finish meaning long-lasting results.

CHURCHILL® super vitrified

STUDIO®
PRINTS

KINTSUGI REVERSE

Kintsugi Reverse, a striking take on the original Kintsugi design, featuring bold all-over colour and the signature crackle in reactive Quartz Black.


Interpreting Ceramic Arts



Quartz Black



COUPE PLATE
KRBKEV111 28.8cm 11¼"
CTN QTY 12



COUPE PLATE
KRBKEV101 26cm 10¼"
CTN QTY 12



COUPE PLATE
KRBKEVP81 21.7cm 8½"
CTN QTY 12




COUPE PLATE
KRBKEVP61 16.5cm 6½"
CTN QTY 12



COUPE BOWL
KRBKEVB91 24.8cm 9¾"
113.6cl 40oz
CTN QTY 12



COUPE BOWL
KRBKEVB71 18.2cm 7¼"
42.6cl 15oz
CTN QTY 12



TRIANGLE PLATE
KRBKTR101 28.5cm 11¼"
CTN QTY 12



TRIANGLE PLATE
KRBKTR91 24.5cm 9½"
CTN QTY 12



TRIANGLE BOWL
KRBKTRB91 23.5cm 9¼"
60cl 21oz
CTN QTY 12



TRIANGLE BOWL
KRBKTRB71 18.5cm 7¼"
37cl 13oz
CTN QTY 12



CHEFS' OBLONG PLATE NO.4
KRBKXO141 35.5 x 18.9cm
13¾" x 7½"
CTN QTY 6



CHEFS' OBLONG PLATE NO.3
KRBKXO111 29.8 x 15.3cm
11¾" x 6"
CTN QTY 12



Covered by Churchill 5 Year Edge Chip Warranty

- Under glaze print finish meaning long-lasting results.

CHURCHILL® super vitrified

STUDIO®
PRINTS


KINTSUGI

The Kintsugi design is a modern interpretation of the Japanese art of repairing broken pottery. The intricate crackedled design features a subtle, reactive texture that makes each piece unique.


Interpreting Ceramic Arts



Agate Grey



COUPE PLATE
KTAGEV111 28.8cm 11¼"
CTN QTY 12 ☛
KTAGEV101 26cm 10¼"
CTN QTY 12 ☛



COUPE PLATE
KTAGEVP81 21.7cm 8½"
CTN QTY 12 ☛



COUPE BOWL
KTAGEVB91 24.8cm 9¾"
113.6cl 40oz
CTN QTY 12 ☛




COUPE BOWL
KTAGEVB71 18.2cm 7¼"
42.6cl 15oz
CTN QTY 12 ☛



CHEFS' WALLED PLATE
KTAGWP261 26cm 10¼"
H: 2cm
CTN QTY 6 ☛



CHEFS' WALLED PLATE
KTAGWP211 21cm 8¼"
H: 2cm
CTN QTY 6 ☛



TRIANGLE PLATE
KTAGTR101 28.5cm 11¼"
CTN QTY 12 ☛



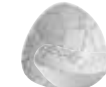
TRIANGLE PLATE
KTAGTR9 24.5cm 9¾"
CTN QTY 12 ☛



TRIANGLE PLATE
KTAGTR7 1 20.3cm 8"
CTN QTY 12 ☛



TRIANGLE BOWL
KTAGTRB91 23.5cm 9¼"
60cl 21oz
CTN QTY 12 ☛



TRIANGLE BOWL
KTAGTRB71 18.5cm 7¼"
37cl 13oz
CTN QTY 12 ☛



CHEFS' OBLONG
PLATE NO.4
KTAGXO141 35.5 x 18.9cm
13¾" x 7¾"
CTN QTY 6 ☛



CHEFS' OBLONG
PLATE NO.3
KTAGXO111 29.8 x 15.3cm
11¾" x 6"
CTN QTY 12 ☛



TASTING TRAY
KTAGOF331 32.3 x 10.5cm
12¾" x 4¼"
CTN QTY 6



TASTING TRAY
KTAGOF301 29.5 x 8.8cm
11½" x 3¾"
CTN QTY 6



TASTING TRAY
KTAGOF231 24.7 x 8.8cm
9¾" x 3¾"
CTN QTY 6



CHURCHILL® super vitrified

STUDIO®
PRINTS

KINTSUGI

Coral

CHURCHILL® super vitrified

STUDIO®
PRINTS

KINTSUGI

Pearl Grey



COUPE PLATE
KTAMEV111 28.8cm 11¼"
CTN QTY 12




COUPE PLATE
KTAMEV101 26cm 10¼"
CTN QTY 12



COUPE PLATE
KTAMEVP81 21.7cm 8½"
CTN QTY 12




COUPE BOWL
KTAMEVB91 24.8cm 9¾"
113.6cl 40oz
CTN QTY 12



COUPE PLATE
KTPGEV111 28.8cm 11¼"
CTN QTY 12



COUPE PLATE
KTPGEV101 26cm 10¼"
CTN QTY 12



COUPE PLATE
KTPGEVP81 21.7cm 8½"
CTN QTY 12



COUPE BOWL
KTPGEVB91 24.8cm 9¾"
113.6cl 40oz
CTN QTY 12



COUPE BOWL
KTAMEB71 18.2cm 7¼"
42.6cl 15oz
CTN QTY 12



CHEFS' WALLED PLATE
KTAMWP261 26cm 10¼"
H: 2cm
CTN QTY 6



CHEFS' WALLED PLATE
KTAMWP211 21cm 8¼"
H: 2cm
CTN QTY 6



TRIANGLE PLATE
KTAMTR101 28.5cm 11¼"
CTN QTY 12




COUPE BOWL
KTPGEVB71 18.2cm 7¼"
42.6cl 15oz
CTN QTY 12



CHEFS' WALLED PLATE
KTPGWP261 26cm 10¼"
H: 2cm
CTN QTY 6



CHEFS' WALLED PLATE
KTPGWP211 21cm 8¼"
H: 2cm
CTN QTY 6



TRIANGLE PLATE
KTPGTR101 28.5cm 11¼"
CTN QTY 12



TRIANGLE PLATE
KTAMTR91 24.5cm 9¾"
CTN QTY 12



TRIANGLE PLATE
KTAMTR71 20.3cm 8"
CTN QTY 12



TRIANGLE BOWL
KTAMTRB91 23.5cm 9¼"
60cl 21oz
CTN QTY 12



TRIANGLE BOWL
KTAMTRB71 18.5cm 7¼"
37cl 13oz
CTN QTY 12



TRIANGLE PLATE
KTPGTR91 24.5cm 9¾"
CTN QTY 12



TRIANGLE PLATE
KTPGTR71 20.3cm 8"
CTN QTY 12



TRIANGLE BOWL
KTPGTRB91 23.5cm 9¼"
60cl 21oz
CTN QTY 12



TRIANGLE BOWL
KTPGTRB71 18.5cm 7¼"
37cl 13oz
CTN QTY 12



CHEFS' OBLONG
PLATE NO.4
KTAMXO141 35.5 x 18.9cm
13¾" x 7½"
CTN QTY 6



CHEFS' OBLONG
PLATE NO.3
KTAMXO111 29.8 x 15.3cm
11¾" x 6"
CTN QTY 12



CHEFS' OBLONG
PLATE NO.4
KTPGXO141 35.5 x 18.9cm
13¾" x 7½"
CTN QTY 6



CHEFS' OBLONG
PLATE NO.3
KTPGXO111 29.8 x 15.3cm
11¾" x 6"
CTN QTY 12



Covered by Churchill 5 Year Edge Chip Warranty



Covered by Churchill 5 Year Edge Chip Warranty

CHURCHILL® super vitrified

STUDIO®
PRINTS

RAKU

Studio Prints Raku is inspired by the traditional glazing process known as Raku firing, which creates unique and expressive results. Manufactured in the UK, Raku is achieved with Churchill's innovative print process.

Reactive Texture Through Print



Topaz Blue




COUPE PLATE
RKTBEV111 28.8cm 11½"
CTN QTY 12 ☛
RKTBEV101 26cm 10¼"
CTN QTY 12 ☛




COUPE PLATE
RKTBEVP81 21.7cm 8½"
CTN QTY 12 ☛
RKTBEVP61 16.5cm 6½"
CTN QTY 12 ☛



COUPE BOWL
RKTBEVB91 24.8cm 9¾"
113.6cl 40oz
CTN QTY 12 ☛
RKTBEVB71 18.2cm 7¼"
42.6cl 15oz
CTN QTY 12 ☛



DEEP COUPE BOWL
RKTBEB221 22.2cm 8¾"
H: 6.5cm 110cl 39oz
CTN QTY 6 ☛



DEEP COUPE BOWL
RKTBEB191 19.6cm 7¾"
H: 5.5cm 75cl 26oz
CTN QTY 6 ☛




CHEFS' WALLED PLATE
RKTBW261 26cm 10¼"
H: 2cm
CTN QTY 6 ☛
RKTBW211 21cm 8¼"
H: 2cm
CTN QTY 6 ☛



ORGANIC ROUND PLATE
RKTBOG111 28.6cm 11¼"
CTN QTY 12
RKTBOG101 26.4cm 10½"
CTN QTY 12



ORGANIC ROUND PLATE
RKTBOG81 21cm 8¼"
CTN QTY 12
RKTBOG71 18.6cm 7¼"
CTN QTY 12



ORGANIC ROUND BOWL
RKTBOGB11 25.3cm 9¾"
110cl 38oz
CTN QTY 12



TRIANGLE BOWL
RKTBTB91 23.5cm 9¼"
60cl 21oz
CTN QTY 12 ☛



WIDE RIM BOWL
RKTBVWBL1 28cm 11"
46.8cl 16.5oz
CTN QTY 12 ☛



WIDE RIM BOWL
RKTBVWBM1 24cm 9½"
28.4cl 10oz
CTN QTY 12 ☛



TRIANGLE SHALLOW BOWL
RKTBTB271 27.2 x 26.7cm
10¼" x 10½" 78cl 27oz
CTN QTY 12



TRIANGLE SHALLOW BOWL
RKTBTB231 21 x 21cm
8¼" x 8¼" 41cl 14oz
CTN QTY 12



CHEFS' TRIANGLE PLATE
RKTBTC361 35.5 x 25cm
14" x 9¾"
CTN QTY 6
RKTBTC351 35.5 x 18.8cm
13¾" x 7¾"
CTN QTY 6



CHEFS' TRIANGLE PLATE
RKTBTC301 30.4 x 20.5cm
12" x 8"
CTN QTY 6



☛ Covered by Churchill 5 Year Edge Chip Warranty

- Under glaze print finish meaning long-lasting results.

STUDIO PRINTS RAKU • CHURCHILL SUPER VITRIFIED 189



CHEFS' TRIANGLE PLATE
RKTBTC261 26.5 x 20.5cm
10 1/2" x 8"
CTN QTY 12
RKTBTC201 20 x 15cm
7 7/8" x 5 7/8"
CTN QTY 12



CHEFS' GEO PLATE
RKTBGE351 35 x 18.5cm
13 3/4" x 7 1/2"
CTN QTY 6
RKTBGE301 30 x 15.5cm
11 3/4" x 6 1/4"
CTN QTY 12



CHEFS' OBLONG PLATE No.4
RKTBXO141 35.5 x 18.9cm
13 7/8" x 7 3/8"
CTN QTY 6



CHEFS' OBLONG PLATE No.3
RKTBXO111 29.8 x 15.3cm
11 3/4" x 6"
CTN QTY 12



CHEFS' OBLONG PLATE No.2
RKTBXO101 26.9 x 12.7cm
10 5/8" x 5"
CTN QTY 12



CHEFS' OBLONG PLATE No.1
RKTBXO71 20 x 12.1cm
7 7/8" x 4 9/16"
CTN QTY 12



CHEFS' OBLONG PLATE No.9
RKTBXP141 34.4 x 23.4cm
13 1/2" x 9 1/4"
CTN QTY 6



CHEFS' OBLONG PLATE No.8
RKTBOB141 30 x 19.9cm
12" x 7 7/8"
CTN QTY 6



CHEFS' OBLONG PLATE No.7
RKTBOB131 26.1 x 20.2cm
10 1/4" x 8"
CTN QTY 12



CHEFS' OBLONG PLATE No.6
RKTBOB121 23.7 x 15.7cm
9 1/2" x 6 1/4"
CTN QTY 12



CHEFS' OBLONG PLATE No.5
RKTBOB111 15.4 x 12.6cm
6" x 5"
CTN QTY 12



SQUARE PLATE
RKTBS111 25.2cm 10"
CTN QTY 12
RKTBS111 21.5cm 8 1/2"
CTN QTY 12



OVAL COUPE PLATE
RKTBO121 31.7 x 25.5cm
12 1/2" x 10"
CTN QTY 12
RKTBO121 27 x 22.9cm
10 5/8" x 9"
CTN QTY 12



CHEFS' OVAL PLATE
RKTBOV351 34.7 x 17.3cm
13 5/8" x 6 3/4"
CTN QTY 6
RKTBOV301 29.9 x 15cm
11 3/4" x 5 7/8"
CTN QTY 12



RECTANGULAR TILE
RKTBRST1 37.6 x 14cm
14 3/4" x 5 1/2"
CTN QTY 4
(Fits Wooden Boards
ZCAWWBDD1 and ZCAWLWSB1)



TASTING TRAY
RKTBOF331 32.3 x 10.5cm
12 3/4" x 4 1/4"
CTN QTY 6



TASTING TRAY
RKTBOF301 29.5 x 8.8cm
11 1/2" x 3 3/8"
CTN QTY 6
RKTBOF231 24.7 x 8.8cm
9 3/4" x 3 3/8"
CTN QTY 6



ROUND DISH
RKTBD71 18.5 x 16.8cm
7 1/4" x 6 5/8" 35.8cl 12.6oz
CTN QTY 12



ROUND DISH
RKTBD61 16 x 14.5cm
6 1/4" x 5 3/4" 24.7cl 8.7oz
CTN QTY 12



SNACK BOWL
RKTBS141 13cm 5 1/4"
40cl 14oz H: 6.5cm
CTN QTY 12



CHIP MUG
RKTBS141 10cm 3 1/4"
29cl 11oz H: 8cm
CTN QTY 12



DEEP BOWL
RKTBSDB1 10.2cm 4"
24cl 8.4oz H: 6cm
CTN QTY 12



DIP POT
RKTBS141 8.5cm 3 3/8"
11cl 4oz H: 5cm
CTN QTY 12



DIP POT
RKTBS141 7cm 2 3/4"
6cl 2oz H: 4cm
CTN QTY 12



CAPPUCCINO CUP
RKTBCB281 34cl 12oz
H: 6.5cm Dia: 11cm
CTN QTY 12



CAPPUCCINO CUP
RKTBCB201 22.7cl 8oz
H: 5.5cm Dia: 9.5cm
CTN QTY 12



SAUCER
RKTBCSS1 15.6cm 6 1/8"
CTN QTY 12
(Fits RKTBCB281 & RKTBCB201)



ESPRESSO CUP
RKTBCB91 10cl 3.5oz
H: 5.5cm Dia: 6.5cm
CTN QTY 12



SAUCER
RKTBCSS1 11.8cm 4 5/8"
CTN QTY 12
(Fits RKTBCB91)



MUG
RKTBVM121 34cl 12oz
H: 11cm Dia: 8cm
CTN QTY 12



BEVERAGE POT
RKTBS151 42.6cl 15oz
H: 10.5cm
CTN QTY 4
REPLACEMENT LID
WH RL151
CTN QTY 6



JUG
RKTBS141 11.4cl 4oz
H: 7cm
CTN QTY 4





COUPE PLATE
RKBQEV111 28.8cm 11¼"
CTN QTY 12 ⊕
RKBQEV101 26cm 10¼"
CTN QTY 12 ⊕



COUPE PLATE
RKBQEV81 21.7cm 8½"
CTN QTY 12 ⊕
RKBQEV61 16.5cm 6½"
CTN QTY 12 ⊕



COUPE BOWL
RKBQEV81 24.8cm 9¾"
113.6cl 40oz
CTN QTY 12 ⊕
RKBQEV71 18.2cm 7¼"
42.6cl 15oz
CTN QTY 12 ⊕




DEEP COUPE BOWL
RKBQEB221 22.2cm 8¾"
H:6.5cm 110cl 39oz
CTN QTY 6 ⊕



DEEP COUPE BOWL
RKBQEB191 19.6cm 7¾"
H:5.5cm 75cl 26oz
CTN QTY 6 ⊕



CHEFS' WALLED PLATE
RKBQWP261 26cm 10¼"
H: 2cm
CTN QTY 6 ⊕
RKBQWP211 21cm 8¼"
H: 2cm
CTN QTY 6 ⊕



ORGANIC ROUND PLATE
RKBQOG111 28.6cm 11¼"
CTN QTY 12
RKBQOG101 26.4cm 10½"
CTN QTY 12



ORGANIC ROUND PLATE
RKBQOG8 1 21cm 8¼"
CTN QTY 12
RKBQOG7 1 18.6cm 7¼"
CTN QTY 12



ORGANIC ROUND BOWL
RKBQOG811 25.3cm 9¾"
110cl 38oz
CTN QTY 12



TRIANGLE PLATE
RKBQTR121 31.1cm 12¼"
CTN QTY 6 ⊕
RKBQTR101 28.5cm 11¼"
CTN QTY 12 ⊕



TRIANGLE PLATE
RKBQTR9 1 24.5cm 9¾"
CTN QTY 12 ⊕
RKBQTR7 1 20.3cm 8"
CTN QTY 12 ⊕



TRIANGLE BOWL
RKBQTR81 23.5cm 9¼"
60cl 21oz
CTN QTY 12 ⊕
RKBQTR81 18.5cm 7¼"
37cl 13oz
CTN QTY 12 ⊕



WIDE RIM BOWL
RKBQVWBL1 28cm 11"
46.8cl 16.5oz
CTN QTY 12 ⊕



WIDE RIM BOWL
RKBQVWBM1 24cm 9½"
28.4cl 10oz
CTN QTY 12 ⊕



TRIANGLE SHALLOW BOWL
RKBQTB271 27.2 x 26.7cm
10¼" x 10½" 78cl 27oz
CTN QTY 12



TRIANGLE SHALLOW BOWL
RKBQTB231 21 x 21cm
8¼" x 8¼" 41cl 14oz
CTN QTY 12



CHEFS' TRIANGLE PLATE
RKBQTC361 35.6 x 25cm
14" x 9¾"
CTN QTY 6
RKBQTC351 35.5 x 18.8cm
13¾" x 7¾"
CTN QTY 6



CHEFS' TRIANGLE PLATE
RKBQTC301 30.4 x 20.5cm
12" x 8"
CTN QTY 6



CHEFS' TRIANGLE PLATE
RKBQTC261 26.5 x 20.5cm
10½" x 8"
CTN QTY 12
RKBQTC201 20 x 15cm
7¾" x 5¾"
CTN QTY 12



CHEFS' GEO PLATE
RKBQGE351 35 x 18.5cm
13¾" x 7¼"
CTN QTY 6
RKBQGE301 30 x 15.5cm
11¾" x 6¼"
CTN QTY 12



CHEFS' OBLONG PLATE No.4
RKBQXO141 35.5 x 18.9cm
13¾" x 7½"
CTN QTY 6 ⊕



CHEFS' OBLONG PLATE No.3
RKBQXO111 29.8 x 15.3cm
11¾" x 6"
CTN QTY 12 ⊕



CHEFS' OBLONG PLATE No.2
RKBQXO101 26.9 x 12.7cm
10½" x 5"
CTN QTY 12 ⊕



CHEFS' OBLONG PLATE No. 1
RKBQXO7 1 20 x 12.1cm
7¾" x 4¾"
CTN QTY 12 ⊕



CHEFS' OBLONG PLATE No.9
RKBQXP141 34.4 x 23.4cm
13½" x 9¼"
CTN QTY 6 ⊕



CHEFS' OBLONG PLATE No.8
RKBQOBL41 30 x 19.9cm
12" x 7¾"
CTN QTY 6 ⊕



CHEFS' OBLONG PLATE No.7
RKBQOBL31 26.1 x 20.2cm
10¼" x 8"
CTN QTY 12 ⊕



CHEFS' OBLONG PLATE No.6
RKBQOBL21 23.7 x 15.7cm
9¼" x 6¼"
CTN QTY 12 ⊕



CHEFS' OBLONG PLATE No.5
RKBQOBL11 15.4 x 12.6cm
6" x 5"
CTN QTY 12 ⊕



SQUARE PLATE
RKBQSP111 25.2cm 10"
12½" x 10"
CTN QTY 12
RKBQSP9 1 21.5cm 8½"
CTN QTY 12



OVAL COUPE PLATE
RKBQOP121 31.7 x 25.5cm
12½" x 10"
CTN QTY 12 ⊕
RKBQOP581 27 x 22.9cm
10½" x 9"
CTN QTY 12 ⊕



CHEFS' OVAL PLATE
RKBQOV351 34.7 x 17.3cm
13¾" x 6¾"
CTN QTY 6
RKBQOV301 29.9 x 15cm
11¾" x 5¾"
CTN QTY 12



⊕ Covered by Churchill 5 Year Edge Chip Warranty



⊕ Covered by Churchill 5 Year Edge Chip Warranty

- Under glaze print finish meaning long-lasting results.

CHURCHILL® super vitrified

STUDIO®
PRINTS

RAKU

Quartz Black

CHURCHILL® super vitrified

STUDIO®
PRINTS

RAKU

Agate Grey



RECTANGULAR TILE
RKBQRST1 37.6 x 14cm
14 1/2" x 5 1/2"
CTN QTY 4
(Fits Wooden Boards
ZCAWWBDD1 and ZCAWLWSB1)



TASTING TRAY
RKBQOF331 32.3 x 10.5cm
12 5/8" x 4 1/4"
CTN QTY 6



TASTING TRAY
RKBQOF301 29.5 x 8.8cm
11 1/2" x 3 5/8"
CTN QTY 6



TASTING TRAY
RKBQOF231 24.7 x 8.8cm
9 3/4" x 3 5/8"
CTN QTY 6



COUPE PLATE
RKAGEV111 28.8cm 11 1/4"
CTN QTY 12 ⊕



COUPE PLATE
RKAGEV101 26cm 10 1/4"
CTN QTY 12 ⊕



COUPE PLATE
RKAGEVP81 21.7cm 8 5/8"
CTN QTY 12 ⊕



COUPE PLATE
RKAGEVP61 16.5cm 6 1/2"
CTN QTY 12 ⊕



ROUND DISH
RKBQID71 18.5 x 16.8cm
7 1/4" x 6 5/8" 35.8cl 12.6oz
CTN QTY 12



ROUND DISH
RKBQID61 16 x 14.5cm
6 1/4" x 5 3/4" 24.7cl 8.7oz
CTN QTY 12



CAPPUCCINO CUP
RKBQCB281 34cl 12oz
H: 6.5cm Dia: 11cm
CTN QTY 12 ⊕



CAPPUCCINO CUP
RKBQCB201 22.7cl 8oz
H: 5.5cm Dia: 9.5cm
CTN QTY 12 ⊕



COUPE BOWL
RKAGEV891 24.8cm 9 3/4"
113.6cl 40oz
CTN QTY 12 ⊕



COUPE BOWL
RKAGEV871 18.2cm 7 1/4"
42.6cl 15oz
CTN QTY 12 ⊕



DEEP COUPE PLATE
RKAGPD271 28.1cm 11"
H: 3.7cm
CTN QTY 12 ⊕



DEEP COUPE PLATE
RKAGPD251 25.5cm 10"
H: 3.5cm
CTN QTY 12 ⊕



SAUCER
RKBQCSS1 15.6cm 6 1/4"
CTN QTY 12 ⊕
(Fits RKBQCB281 & RKBQCB201)



ESPRESSO CUP
RKBQCEB91 10cl 3.5oz
H: 5.5cm Dia: 6.5cm
CTN QTY 12 ⊕



SAUCER
RKBQESS1 11.8cm 4 1/2"
CTN QTY 12 ⊕
(Fits RKBQCEB91)



MUG
RKBQVM121 34cl 12oz
H: 11cm Dia: 8cm
CTN QTY 12 ⊕



DEEP COUPE PLATE
RKAGPD221 22.5cm 8 3/4"
H: 2.7cm
CTN QTY 12 ⊕



CHEFS' OBLONG PLATE No.4
RKAGXO141 35.5 x 18.9cm
13 3/4" x 7 3/8"
CTN QTY 6 ⊕



CHEFS' OBLONG PLATE No.3
RKAGXO111 29.8 x 15.3cm
11 3/4" x 6"
CTN QTY 12 ⊕



CHEFS' OBLONG PLATE No.8
RKAGOB141 30 x 19.9cm
12" x 7 7/8"
CTN QTY 6 ⊕



BEVERAGE POT
RKBQSB151 42.6cl 15oz
H: 10.5cm
CTN QTY 4
REPLACEMENT LID
WH RL151
CTN QTY 6



JUG
RKBQSJ41 11.4cl 4oz
H: 7cm
CTN QTY 4



CHEFS' OBLONG PLATE No.7
RKAGOB131 26.1 x 20.2cm
10 1/4" x 8"
CTN QTY 12 ⊕



CHEFS' OBLONG PLATE No.6
RKAGOB121 23.7 x 15.7cm
9 1/2" x 6 1/4"
CTN QTY 12 ⊕



OVAL PLATE
RKAGOP121 31.7 x 25.5cm
12 1/2" x 10"
CTN QTY 12 ⊕



OVAL PLATE
RKAGOP581 27 x 22.9cm
10 5/8" x 9"
CTN QTY 12 ⊕

- Under glaze print finish meaning long-lasting results.



⊕ Covered by Churchill 5 Year Edge Chip Warranty



⊕ Covered by Churchill 5 Year Edge Chip Warranty

- Under glaze print finish meaning long-lasting results.

CHURCHILL® super vitrified

STUDIO®
PRINTS

RAKU

Jasper Grey



COUPE PLATE
RKGJEV111 28.8cm 11¼"
CTN QTY 12



COUPE PLATE
RKGJEV101 26cm 10¼"
CTN QTY 12



COUPE PLATE
RKGJEVP81 21.7cm 8½"
CTN QTY 12



COUPE PLATE
RKGJEVP61 16.5cm 6½"
CTN QTY 12



COUPE BOWL
RKGJEVB91 24.8cm 9¾"
113.6cl 40oz
CTN QTY 12



COUPE BOWL
RKGJEVB71 18.2cm 7¼"
42.6cl 15oz
CTN QTY 12



CHEFS' OBLONG
PLATE No.3
RKGJXO111 29.8 x 15.3cm
11¾" x 6"
CTN QTY 12



CHEFS' OBLONG
PLATE No.7
RKGJOB131 26.1 x 20.2cm
10¼" x 8"
CTN QTY 12



CHEFS' OBLONG
PLATE No.6
RKGJOB121 23.7 x 15.7cm
9½" x 6¼"
CTN QTY 12

CHURCHILL® super vitrified

STUDIO®
PRINTS

RAKU

Jade Green



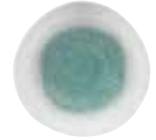
COUPE PLATE
RKJGEV111 28.8cm 11¼"
CTN QTY 12



COUPE PLATE
RKJGEVP81 21.7cm 8½"
CTN QTY 12



COUPE BOWL
RKJGEVB91 24.8cm 9¾"
113.6cl 40oz
CTN QTY 12



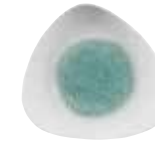
ORGANIC ROUND PLATE
RKJGOG111 28.6cm 11¼"
CTN QTY 12



ORGANIC ROUND PLATE
RKJGOG71 18.6cm 7¼"
CTN QTY 12




ORGANIC ROUND BOWL
RKJGOGB11 25.3cm 9¾"
110cl 38oz
CTN QTY 12




TRIANGLE PLATE
RKJGTR121 31.1cm 12¼"
CTN QTY 6



TRIANGLE PLATE
RKJGTR101 28.5cm 11¼"
CTN QTY 12



TRIANGLE PLATE
RKJGTR91 24.5cm 9¾"
CTN QTY 12



TRIANGLE BOWL
RKJGTRB91 23.5cm 9¼"
60cl 21oz
CTN QTY 12



CHEFS' OBLONG
PLATE No.4
RKJGXB141 35.5 x 18.9cm
13¾" x 7½"
CTN QTY 6



CHEFS' OBLONG
PLATE No.3
RKJGXB111 29.8 x 15.3cm
11¾" x 6"
CTN QTY 12



CHEFS' OBLONG
PLATE No.8
RKJGOBL41 30 x 19.9cm
12" x 7¾"
CTN QTY 6



CHEFS' OBLONG
PLATE No.7
RKJGOBL31 26.1 x 20.2cm
10¼" x 8"
CTN QTY 12



CHEFS' OBLONG
PLATE No.6
RKJGOBL21 23.7 x 15.7cm
9½" x 6¼"
CTN QTY 12



OVAL PLATE
RKJGOP121 31.7 x 25.5cm
12½" x 10"
CTN QTY 12

RKJGOP581 27 x 22.9cm
10½" x 9"
CTN QTY 12

- Under glaze print finish meaning long-lasting results.



Covered by Churchill 5 Year Edge Chip Warranty



Covered by Churchill 5 Year Edge Chip Warranty

- Under glaze print finish meaning long-lasting results.

CHURCHILL® super vitrified

STUDIO®
PRINTS

RAKU

Garnet Orange



COUPE PLATE
RKG0EV111 28.8cm 11 1/4"
CTN QTY 12



COUPE PLATE
RKG0EV101 26cm 10 1/4"
CTN QTY 12



COUPE PLATE
RKG0EV081 21.7cm 8 5/8"
CTN QTY 12



COUPE PLATE
RKG0EV061 16.5cm 6 1/2"
CTN QTY 12



COUPE BOWL
RKG0EV091 24.8cm 9 3/4"
113.6cl 40oz
CTN QTY 12



COUPE BOWL
RKG0EV071 18.2cm 7 1/4"
42.6cl 15oz
CTN QTY 12



CHEFS' OBLONG
PLATE No.4
RKG0X0141 35.5 x 18.9cm
13 3/4" x 7 5/8"
CTN QTY 6



CHEFS' OBLONG
PLATE No.3
RKG0X0111 29.8 x 15.3cm
11 3/4" x 6"
CTN QTY 12



OVAL COUPE PLATE
RKG0OP121 31.7 x 25.5cm
12 1/2" x 10"
CTN QTY 12



OVAL COUPE PLATE
RKG0OP081 27 x 22.9cm
10 5/8" x 9"
CTN QTY 12



See Churchill Raku Cutlery
on page 442 - 443



Covered by Churchill 5 Year Edge Chip Warranty

CHURCHILL® super vitrified

STUDIO®
PRINTS

RAKU

Rose Quartz Pink



COUPE PLATE
RKQPEV111 28.8cm 11 1/4"
CTN QTY 12



COUPE PLATE
RKQPEV101 26cm 10 1/4"
CTN QTY 12



COUPE PLATE
RKQPEV081 21.7cm 8 5/8"
CTN QTY 12



COUPE PLATE
RKQPEV061 16.5cm 6 1/2"
CTN QTY 12



COUPE BOWL
RKQPEV091 24.8cm 9 3/4"
113.6cl 40oz
CTN QTY 12



COUPE BOWL
RKQPEV071 18.2cm 7 1/4"
42.6cl 15oz
CTN QTY 12



CHEFS' WALLED PLATE
RKQPWP261 26cm 10 1/4"
H: 2cm
CTN QTY 6



CHEFS' WALLED PLATE
RKQPWP211 21cm 8 1/4"
H: 2cm
CTN QTY 6



CHEFS' OBLONG
PLATE No.4
RKQPX0141 35.5 x 18.9cm
13 3/4" x 7 5/8"
CTN QTY 6




CHEFS' OBLONG
PLATE No.3
RKQPX0111 29.8 x 15.3cm
11 3/4" x 6"
CTN QTY 12



Covered by Churchill 5 Year Edge Chip Warranty

- Under glaze print finish meaning long-lasting results.

- Under glaze print finish meaning long-lasting results.



CHURCHILL® super vitrified

STUDIO®
PRINTS

STONE

Studio Prints Stone is inspired by the traditional process of hand carving ceramics from natural stone. Emulating tones and textures of nature, Stone is achieved with Churchill's innovative print process and each piece is unique.

Natural Tones and Texture



Agate Grey



COUPE PLATE
STAGEV111 28.8cm 11 1/4"
CTN QTY 12



COUPE PLATE
STAGEV101 26cm 10 1/4"
CTN QTY 12



COUPE PLATE
STAGEVP81 21.7cm 8 5/8"
CTN QTY 12



COUPE PLATE
STAGEVP61 16.5cm 6 1/2"
CTN QTY 12



COUPE BOWL
STAGEVB91 24.8cm 9 3/4"
113.6cl 40oz
CTN QTY 12



COUPE BOWL
STAGEVB71 18.2cm 7 1/4"
42.6cl 15oz
CTN QTY 12



TRIANGLE PLATE
STAGTR101 28.5cm 11 1/4"
CTN QTY 12



TRIANGLE PLATE
STAGTR9 1 24.5cm 9 5/8"
CTN QTY 12



TRIANGLE PLATE
STAGTR7 1 20.3cm 8"
CTN QTY 12



TRIANGLE BOWL
STAGTRB91 23.5cm 9 1/4"
60cl 21oz
CTN QTY 12



TRIANGLE BOWL
STAGTRB71 18.5cm 7 1/4"
37cl 13oz
CTN QTY 12



CHEFS' OBLONG
PLATE No.4
STAGXO141 35.5 x 18.9cm
13 7/8" x 7 3/8"
CTN QTY 6



CHEFS' OBLONG
PLATE No.3
STAGXO111 29.8 x 15.3cm
11 3/4" x 6"
CTN QTY 12



OVAL COUPE PLATE
STAGOP121 31.7 x 25.5cm
12 1/2" x 10"
CTN QTY 12



CHEFS' OVAL PLATE
STAGOV351 34.7 x 17.3cm
13 5/8" x 6 3/4"
CTN QTY 6



CHEFS' OVAL PLATE
STAGOV301 29.9 x 15cm
11 3/4" x 5 7/8"
CTN QTY 12



Covered by Churchill 5 Year Edge Chip Warranty

- Under glaze print finish meaning long-lasting results.

CHURCHILL® super vitrified

STUDIO®
PRINTS

STONE

Aquamarine

CHURCHILL® super vitrified

STUDIO®
PRINTS

STONE

Pearl Grey



COUPE PLATE
STAMEV111 28.8cm 11¼"
CTN QTY 12



COUPE PLATE
STAMEV101 26cm 10¼"
CTN QTY 12



COUPE PLATE
STAMEVP81 21.7cm 8½"
CTN QTY 12



COUPE PLATE
STAMEVP61 16.5cm 6½"
CTN QTY 12



COUPE PLATE
STGPEV111 28.8cm 11¼"
CTN QTY 12



COUPE PLATE
STGPEV101 26cm 10¼"
CTN QTY 12



COUPE PLATE
STGPEVP81 21.7cm 8½"
CTN QTY 12



COUPE PLATE
STGPEVP61 16.5cm 6½"
CTN QTY 12



COUPE BOWL
STAMEVB91 24.8cm 9¾"
113.6cl 40oz
CTN QTY 12



COUPE BOWL
STAMEVB71 18.2cm 7¼"
42.6cl 15oz
CTN QTY 12



CHEFS' OBLONG
PLATE No.4
STAMXO141 35.5 x 18.9cm
13¾" x 7½"
CTN QTY 6



CHEFS' OBLONG
PLATE No.3
STAMXO111 29.8 x 15.3cm
11¾" x 6"
CTN QTY 12



COUPE BOWL
STGPEVB91 24.8cm 9¾"
113.6cl 40oz
CTN QTY 12



COUPE BOWL
STGPEVB71 18.2cm 7¼"
42.6cl 15oz
CTN QTY 12



CHEFS' OBLONG
PLATE No.4
STGPXO141 35.5 x 18.9cm
13¾" x 7½"
CTN QTY 6



CHEFS' OBLONG
PLATE No.3
STGPXO111 29.8 x 15.3cm
11¾" x 6"
CTN QTY 12



OVAL COUPE PLATE
STAMOP121 31.7 x 25.5cm
12½" x 10"
CTN QTY 12



CHEFS' OVAL PLATE
STAMOV351 34.7 x 17.3cm
13½" x 6¾"
CTN QTY 6



CHEFS' OVAL PLATE
STAMOV301 29.9 x 15cm
11¾" x 5¾"
CTN QTY 12



Covered by Churchill 5 Year Edge Chip Warranty



Covered by Churchill 5 Year Edge Chip Warranty

- Under glaze print finish meaning long-lasting results.

CHURCHILL® super vitrified

STUDIO®
PRINTS

STONE

Quartz Black



COUPE PLATE
STQBEV111 28.8cm 11½"
CTN QTY 12



COUPE PLATE
STQBEV101 26cm 10¼"
CTN QTY 12



COUPE PLATE
STQBEVP81 21.7cm 8½"
CTN QTY 12



COUPE PLATE
STQBEVP61 16.5cm 6½"
CTN QTY 12



COUPE BOWL
STQBVB91 24.8cm 9¾"
113.6cl 40oz
CTN QTY 12



COUPE BOWL
STQBVB71 18.2cm 7¼"
42.6cl 15oz
CTN QTY 12



TRIANGLE PLATE
STQBTR101 28.5cm 11¼"
CTN QTY 12



TRIANGLE PLATE
STQBTR91 24.5cm 9¾"
CTN QTY 12
STQBTR71 20.3cm 8"
CTN QTY 12



TRIANGLE BOWL
STQBTRB91 23.5cm 9¼"
60cl 21oz
CTN QTY 12



TRIANGLE BOWL
STQBTRB71 18.5cm 7¼"
37cl 13oz
CTN QTY 12



CHEFS' OBLONG
PLATE No.4
STQBXO141 35.5 x 18.9cm
13¾" x 7½"
CTN QTY 6



CHEFS' OBLONG
PLATE No.3
STQBXO111 29.8 x 15.3cm
11¾" x 6"
CTN QTY 12



OVAL COUPE PLATE
STQBOP121 31.7 x 25.5cm
12½" x 10"
CTN QTY 12



CHEFS' OVAL PLATE
STQBOP351 34.7 x 17.3cm
13½" x 6¾"
CTN QTY 6

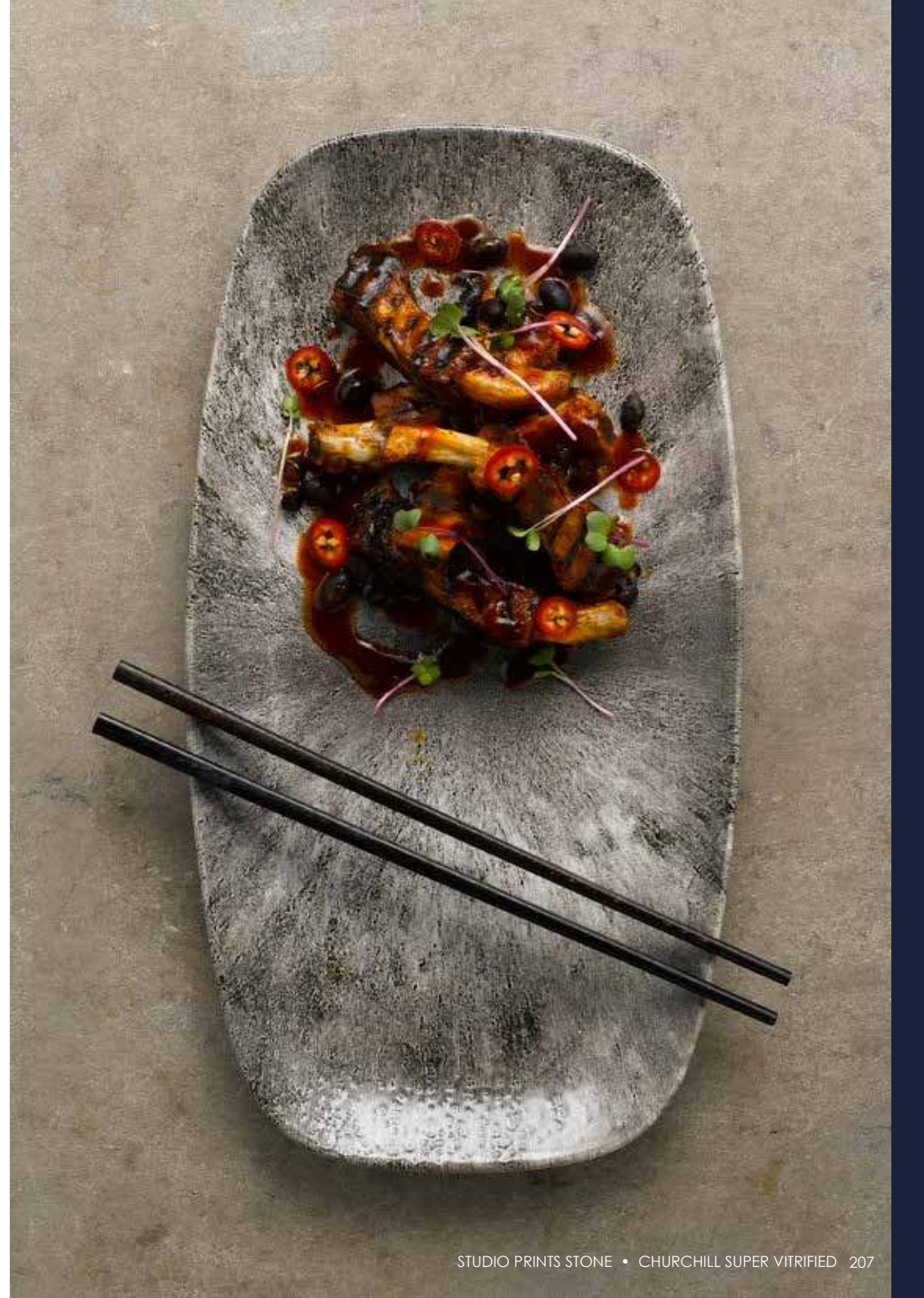


CHEFS' OVAL PLATE
STQBOP301 29.9 x 15cm
11¾" x 5¾"
CTN QTY 12



✦ Covered by Churchill 5 Year Edge Chip Warranty

- Under glaze print finish meaning long-lasting results.



INKED®

COLLECTION

Where Design Meets Expression

Inked is the new brand name for our collection of designs that allow you Creative Expression, from bold to understated, create your look.

Inked collections are developed in-house by our expert design team and manufactured in the UK with the latest Digital Print technology.



EACH PIECE
IS UNIQUE



NEW COLLECTION

CHURCHILL® super vitrified

INKED®
COLLECTION

The Inked Lumé design evokes an energetic burst of radial light, adding brilliance to dynamic tabletops. Transforming every meal into an experience, Lumé brings drama and a sense of artistry to the table.

LUMÉ

Radial Brilliance



Midnight Blue



COUPE PLATE
ILUBEV111 28.8cm 11¼"
CTN QTY 12



COUPE PLATE
ILUBEV101 26cm 10¼"
CTN QTY 12



COUPE PLATE
ILUBEVP81 21.7cm 8½"
CTN QTY 12



COUPE PLATE
ILUBEVP61 16.5cm 6½"
CTN QTY 12



COUPE BOWL
ILUBEVB91 24.8cm 9¾"
113.6cl 40oz
CTN QTY 12
ILUBEVB71 18.2cm 7¼"
42.6cl 15oz
CTN QTY 12



CHEFS' WALLED PLATE
ILUBWP261 26cm 10¼"
H: 2cm
CTN QTY 6 ILUBWP211
21cm 8¼" H: 2cm
CTN QTY 6



CHEFS' WALLED PLATE
ILUBWP161 15.7cm 6¼"
H: 2cm
CTN QTY 6



WIDE RIM BOWL
ILUBVWBL1 28cm 11"
46.8cl 16.5oz
CTN QTY 12
ILUBVWBM1 24cm 9½"
28.4cl 10oz
CTN QTY 12



CHEFS' OBLONG
PLATE No.4
ILUBXO141 35.5 x 18.9cm
13¾" x 7½"
CTN QTY 6



CHEFS' OBLONG
PLATE No.3
ILUBXO111 29.8 x 15.3cm
11¾" x 6"
CTN QTY 12



TASTING TRAY
ILUBOF331 32.3 x 10.5cm
12¾" x 4¼"
CTN QTY 6



TASTING TRAY
ILUBOF301 29.5 x 8.8cm
11½" x 3¾"
CTN QTY 6
ILUBOF231 24.7 x 8.8cm
9¾" x 3¾"
CTN QTY 6



CAPPUCCINO CUP
ILUBCB281 34cl 12oz
H: 6.5cm Dia: 11cm
CTN QTY 12
ILUBCB201 22.7cl 8oz
H: 5.5cm Dia: 9.5cm
CTN QTY 12



SAUCER
ILUBCSS 1 15.6cm 6¼"
CTN QTY 12
(Fits ILUBCB281 & ILUBCB201)



ESPRESSO CUP
ILUBCEB91 10cl 3.5oz
H: 5.5cm Dia: 6.5cm
CTN QTY 12



SAUCER
ILUBESS 1 11.8cm 4½"
CTN QTY 12
(Fits ILUBCEB91)



Covered by Churchill 5 Year Edge Chip Warranty

CHURCHILL® super vitrified

INKED®
COLLECTION

Radial Brilliance

NEW COLLECTION

LUMÉ



Natural



COUPE PLATE
ILUNEV111 28.8cm 11½"
CTN QTY 12



COUPE PLATE
ILUNEV101 26cm 10¼"
CTN QTY 12



COUPE PLATE
ILUNVP81 21.7cm 8½"
CTN QTY 12



COUPE PLATE
ILUNVP61 16.5cm 6½"
CTN QTY 12



COUPE BOWL
ILUNVB91 24.8cm 9¾"
113.6cl 40oz
CTN QTY 12
ILUNVB71 18.2cm 7¼"
42.6cl 15oz
CTN QTY 12



CHEFS' WALLED PLATE
ILUNWP261 26cm 10¼"
H: 2cm
CTN QTY 6
ILUNWP211 21cm 8¼"
H: 2cm
CTN QTY 6



CHEFS' WALLED PLATE
ILUNWP161 15.7cm 6¼"
H: 2cm
CTN QTY 6



WIDE RIM BOWL
ILUNVWBL1 28cm 11"
46.8cl 16.5oz
CTN QTY 12
ILUNVWBM1 24cm 9½"
28.4cl 10oz
CTN QTY 12



CHEFS' OBLONG PLATE No.4
ILUNXO141 35.5 x 18.9cm
13¾" x 7½"
CTN QTY 6



CHEFS' OBLONG PLATE No.3
ILUNXO111 29.8 x 15.3cm
11¾" x 6"
CTN QTY 12



TASTING TRAY
ILUNOF331 32.3 x 10.5cm
12¾" x 4¼"
CTN QTY 6



TASTING TRAY
ILUNOF301 29.5 x 8.8cm
11½" x 3¾"
CTN QTY 6
ILUNOF231 24.7 x 8.8cm
9¾" x 3¾"
CTN QTY 6



CAPPUCCINO CUP
ILUNCB281 34cl 12oz
H: 6.5cm Dia: 11cm
CTN QTY 12
ILUNCB201 22.7cl 8oz
H: 5.5cm Dia: 9.5cm
CTN QTY 12



SAUCER
ILUNCS1 15.6cm 6¼"
CTN QTY 12
(Fits ILUNCB281 & ILUNCB201)



ESPRESSO CUP
ILUNCEB91 10cl 3.5oz
H: 5.5cm Dia: 6.5cm
CTN QTY 12



SAUCER
ILUNESS1 11.8cm 4½"
CTN QTY 12
(Fits ILUNCEB91)



Covered by Churchill 5 Year Edge Chip Warranty

INKED LUMÉ • CHURCHILL SUPER VITRIFIED 213

NEW COLLECTION

CHURCHILL® super vitrified

INKED®
COLLECTION

Taking its name from the Lyra constellation, the collection features a distinct starburst design. Framed by its cosmic pattern, Lyra allows for creative freedom combining decorative pattern with white space.

LYRA

Celestial Forms



Blue



COUPE PLATE
ILYBEV111 28.8cm 11 1/4"
CTN QTY 12



COUPE PLATE
ILYBEV101 26cm 10 1/4"
CTN QTY 12



COUPE PLATE
ILYBEVP81 21.7cm 8 5/8"
CTN QTY 12



COUPE PLATE
ILYBEVP61 16.5cm 6 1/2"
CTN QTY 12



COUPE BOWL
ILYBEV891 24.8cm 9 3/4"
113.6cl 40oz
CTN QTY 12



COUPE BOWL
ILYBEV871 18.2cm 7 1/4"
42.6cl 15oz
CTN QTY 12



CHEFS' WALLED PLATE
ILYBWP261 26cm 10 1/4"
H: 2cm
CTN QTY 6



CHEFS' WALLED PLATE
ILYBWP211 21cm 8 1/4"
H: 2cm
CTN QTY 6



ORGANIC WALLED BOWL
ILYBWO821 23cm 9"
H: 4.5cm 118cl 42oz
CTN QTY 6



ORGANIC WALLED BOWL
ILYBWO811 20cm 7 1/2"
H: 4.5cm 87cl 31oz
CTN QTY 6



OPAL ORGANIC BOWL
ILYBOBO91 25cm 9 7/8"
H: 6cm 80cl 28oz
CTN QTY 12



OPAL ORGANIC BOWL
ILYBOBO71 20cm 7 7/8"
H: 5.3cm 34cl 12oz
CTN QTY 12

NEW SHAPE

NEW SHAPE

NEW SHAPE

NEW SHAPE

NEW SHAPE

NEW SHAPE



OPAL ORGANIC OBLONG
ILYBOO351 35 x 18.5cm
13 3/4 x 7 1/4"
CTN QTY 6



OPAL ORGANIC OBLONG
ILYBOO301 30 x 15cm
11 3/4 x 5 7/8"
CTN QTY 12



OPAL ORGANIC OBLONG
ILYBOO261 26 x 15cm
10 1/4 x 5 7/8"
CTN QTY 12



OPAL ORGANIC OBLONG
ILYBOO221 22 x 13cm
8 3/4 x 5 1/4"
CTN QTY 12



Covered by Churchill 5 Year Edge Chip Warranty



CHEFS' OBLONG
 PLATE No.4
ILYBXO141 35.5 x 18.9cm
 13 7/8" x 7 1/2"
 CTN QTY 6



CHEFS' OBLONG
 PLATE NO.3
ILYBXO111 29.8 x 15.3cm
 11 3/4" x 6"
 CTN QTY 12



TASTING TRAY
ILYBOF331 32.3 x 10.5cm
 12 3/4" x 4 1/4"
 CTN QTY 6



TASTING TRAY
ILYBOF301 29.5 x 8.8cm
 11 1/2" x 3 3/4"
 CTN QTY 6



TASTING TRAY
ILYBOF231 24.7 x 8.8cm
 9 3/4" x 3 3/8"
 CTN QTY 6



CAPPUCCINO CUP
ILYBCB281 34cl 12oz
 H: 6.5cm Dia: 11cm
 CTN QTY 12



CAPPUCCINO CUP
ILYBCB201 22.7cl 8oz
 H: 5.5cm Dia: 9.5cm
 CTN QTY 12



SAUCER
ILYBCSS 1 15.6cm 6 1/4"
 CTN QTY 12
 (Fits ILYBCB281 & ILYBCB201)



ESPRESSO CUP
ILYBCEB91 10cl 3.5oz
 H: 5.5cm Dia: 6.5cm
 CTN QTY 12



SAUCER
ILYBESS 1 11.8cm 4 1/2"
 CTN QTY 12
 (Fits ILYBCEB91)





COUPE PLATE
ILYPEV111 28.8cm 11¼"
 CTN QTY 12



COUPE PLATE
ILYPEV101 26cm 10¼"
 CTN QTY 12



COUPE PLATE
ILYPEV81 21.7cm 8½"
 CTN QTY 12



COUPE PLATE
ILYPEV61 16.5cm 6½"
 CTN QTY 12



COUPE BOWL
ILYPEV891 24.8cm 9¾"
 113.6cl 40oz
 CTN QTY 12



COUPE BOWL
ILYPEV871 18.2cm 7¼"
 42.6cl 15oz
 CTN QTY 12



CHEFS' WALLED PLATE
ILYPWP261 26cm 10¼"
 H: 2cm
 CTN QTY 6



CHEFS' WALLED PLATE
ILYPWP211 21cm 8¼"
 H: 2cm
 CTN QTY 6

NEW SHAPE



ORGANIC WALLED BOWL
ILYPWOB21 23cm 9"
 H: 4.5cm 118cl 42oz
 CTN QTY 6



ORGANIC WALLED BOWL
ILYPWOB11 20cm 7¾"
 H: 4.5cm 87cl 31oz
 CTN QTY 6



OPAL ORGANIC BOWL
ILYPOBO91 25cm 9¾"
 H: 6cm 80cl 28oz
 CTN QTY 12

NEW SHAPE



OPAL ORGANIC BOWL
ILYPOBO71 20cm 7¾"
 H: 5.3cm 34cl 12oz
 CTN QTY 12

NEW SHAPE



OPAL ORGANIC OBLONG
ILYPOO351 35 x 18.5cm
 13¾ x 7¼"
 CTN QTY 6



OPAL ORGANIC OBLONG
ILYPOO301 30 x 15cm
 11¾ x 5¾"
 CTN QTY 12



OPAL ORGANIC OBLONG
ILYPOO261 26 x 15cm
 10¼ x 5¾"
 CTN QTY 12

NEW SHAPE



OPAL ORGANIC OBLONG
ILYPOO221 22 x 13cm
 8¾ x 5¼"
 CTN QTY 12



CHEFS' OBLONG PLATE No.4
ILYPXO141 35.5 x 18.9cm
 13¾ x 7¾"
 CTN QTY 6



CHEFS' OBLONG PLATE NO.3
ILYPXO111 29.8 x 15.3cm
 11¾ x 6"
 CTN QTY 12



TASTING TRAY
ILYPOF331 32.3 x 10.5cm
 12¾ x 4¼"
 CTN QTY 6



TASTING TRAY
ILYPOF301 29.5 x 8.8cm
 11½ x 3¾"
 CTN QTY 6



TASTING TRAY
ILYPOF231 24.7 x 8.8cm
 9¾ x 3¾"
 CTN QTY 6



CAPPUCCINO CUP
ILYPCB281 34cl 12oz
 H: 6.5cm Dia: 11cm
 CTN QTY 12



CAPPUCCINO CUP
ILYPCB201 22.7cl 8oz
 H: 5.5cm Dia: 9.5cm
 CTN QTY 12



SAUCER
ILYPCS1 15.6cm 6¼"
 CTN QTY 12
 (Fits ILYPCB281 & ILYPCB201)



ESPRESSO CUP
ILYPCEB91 10cl 3.5oz
 H: 5.5cm Dia: 6.5cm
 CTN QTY 12



SAUCER
ILYPESS1 11.8cm 4½"
 CTN QTY 12
 (Fits ILYPCEB91)





CHURCHILL® super vitrified

INKED®
COLLECTION

ELEMENTS

Elements takes its inspiration from the close link between ceramic clay and the natural earth that formed it. Finished in a semi-matte glaze, Elements features a rustic radial pattern and texture.

Crafted by Nature



Fern



COUPE PLATE
HEFEEV111 28.8cm 11¼"
CTN QTY 12



COUPE PLATE
HEFEEV101 26cm 10¼"
CTN QTY 12



COUPE PLATE
HEFEVP81 21.7cm 8½"
CTN QTY 12
HEFEVP61 16.5cm 6½"
CTN QTY 12



COUPE BOWL
HEFEVB91 24.8cm 9¾"
113.6cl 40oz
CTN QTY 12
HEFEVB71 18.2cm 7¼"
42.6cl 15oz
CTN QTY 12



CHEFS' WALLED PLATE
HEFEWP261 26cm 10¼"
H: 2cm
CTN QTY 6



CHEFS' WALLED PLATE
HEFEWP211 21cm 8¼"
H: 2cm
CTN QTY 6
HEFEWP161 15.7cm 6¼"
H: 2cm
CTN QTY 6



CHEFS' OBLONG PLATE No.4
HEFEXO141 35.5 x 18.9cm
13¾" x 7½"
CTN QTY 6



CHEFS' OBLONG PLATE No.3
HEFEXO111 29.8 x 15.3cm
11¾" x 6"
CTN QTY 12



TASTING TRAY
HEFEF331 32.3 x 10.5cm
12¾" x 4¼"
CTN QTY 6



TASTING TRAY
HEFEF301 29.5 x 8.8cm
11½" x 3¾"
CTN QTY 6



TASTING TRAY
HEFEF231 24.7 x 8.8cm
9¾" x 3¾"
CTN QTY 6



CAPPUCCINO CUP
HEFECB281 34cl 12oz
H: 6.5cm Dia: 11cm
CTN QTY 12



CAPPUCCINO CUP
HEFECB201 22.7cl 8oz
H: 5.5cm Dia: 9.5cm
CTN QTY 12



SAUCER
HEFECSS 1 15.6cm 6¼"
CTN QTY 12
(Fits HEFECB281 & HEFECB201)



ESPRESSO CUP
HEFECB91 10cl 3.5oz
H: 5.5cm Dia: 6.5cm
CTN QTY 12



SAUCER
HEFEES 1 11.8cm 4½"
CTN QTY 12
(Fits HEFECB91)

VELLUM®
SEMI-MATTE GLAZE

Covered by Churchill 5 Year Edge Chip Warranty





COUPE PLATE
HECOEV111 28.8cm 11¼"
 CTN QTY 12



COUPE PLATE
HECOEV101 26cm 10¼"
 CTN QTY 12



COUPE PLATE
HECOEV81 21.7cm 8½"
 CTN QTY 12
HECOEV61 16.5cm 6½"
 CTN QTY 12



COUPE BOWL
HECOEV91 24.8cm 9¾"
 113.6cl 40oz
 CTN QTY 12
HECOEV71 18.2cm 7¼"
 42.6cl 15oz
 CTN QTY 12



COUPE PLATE
HEDUEV111 28.8cm 11¼"
 CTN QTY 12



COUPE PLATE
HEDUEV101 26cm 10¼"
 CTN QTY 12



COUPE PLATE
HEDUEV81 21.7cm 8½"
 CTN QTY 12
HEDUEV61 16.5cm 6½"
 CTN QTY 12



COUPE BOWL
HEDUEV91 24.8cm 9¾"
 113.6cl 40oz
 CTN QTY 12
HEDUEV71 18.2cm 7¼"
 42.6cl 15oz
 CTN QTY 12



CHEFS' WALLED PLATE
HECOWP261 26cm 10¼"
 H: 2cm
 CTN QTY 6



CHEFS' WALLED PLATE
HECOWP211 21cm 8¼"
 H: 2cm
 CTN QTY 6
HECOWP161 15.7cm 6¼"
 H: 2cm
 CTN QTY 6



CHEFS' OBLONG
 PLATE No.4
HECOXO141 35.5 x 18.9cm
 13¾" x 7¾"
 CTN QTY 6



CHEFS' OBLONG
 PLATE No.3
HECOXO111 29.8 x 15.3cm
 11¾" x 6"
 CTN QTY 12



CHEFS' WALLED PLATE
HEDUWP261 26cm 10¼"
 H: 2cm
 CTN QTY 6



CHEFS' WALLED PLATE
HEDUWP211 21cm 8¼"
 H: 2cm
 CTN QTY 6
HEDUWP161 15.7cm 6¼"
 H: 2cm
 CTN QTY 6



CHEFS' OBLONG
 PLATE No.4
HEDUXO141 35.5 x 18.9cm
 13¾" x 7¾"
 CTN QTY 6



CHEFS' OBLONG
 PLATE No.3
HEDUXO111 29.8 x 15.3cm
 11¾" x 6"
 CTN QTY 12



TASTING TRAY
HECOFP331 32.3 x 10.5cm
 12¾" x 4¼"
 CTN QTY 6



TASTING TRAY
HECOFP301 29.5 x 8.8cm
 11½" x 3¾"
 CTN QTY 6



TASTING TRAY
HECOFP231 24.7 x 8.8cm
 9¾" x 3¾"
 CTN QTY 6



CAPPUCCINO CUP
HECOCB281 34cl 12oz
 H: 6.5cm Dia: 11cm
 CTN QTY 12



TASTING TRAY
HEDUFP331 32.3 x 10.5cm
 12¾" x 4¼"
 CTN QTY 6



TASTING TRAY
HEDUFP301 29.5 x 8.8cm
 11½" x 3¾"
 CTN QTY 6



TASTING TRAY
HEDUFP231 24.7 x 8.8cm
 9¾" x 3¾"
 CTN QTY 6



CAPPUCCINO CUP
HEDUCB281 34cl 12oz
 H: 6.5cm Dia: 11cm
 CTN QTY 12



CAPPUCCINO CUP
HECOCB201 22.7cl 8oz
 H: 5.5cm Dia: 9.5cm
 CTN QTY 12



SAUCER
HECOCSS1 15.6cm 6¼"
 CTN QTY 12
 (Fits HECOCB281 & HECOCB201)



ESPRESSO CUP
HECOCEB91 10cl 3.5oz
 H: 5.5cm Dia: 6.5cm
 CTN QTY 12



SAUCER
HECOESS1 11.8cm 4½"
 CTN QTY 12
 (Fits HECOCB91)



CAPPUCCINO CUP
HEDUCB201 22.7cl 8oz
 H: 5.5cm Dia: 9.5cm
 CTN QTY 12



SAUCER
HEDUCSS1 15.6cm 6¼"
 CTN QTY 12
 (Fits HEDUCB281 & HEDUCB201)



ESPRESSO CUP
HEDUCEB91 10cl 3.5oz
 H: 5.5cm Dia: 6.5cm
 CTN QTY 12



SAUCER
HEDUESS1 11.8cm 4½"
 CTN QTY 12
 (Fits HEDUCEB91)

CHURCHILL® super vitrified

INKED® COLLECTION

Contemporary Fluidity

NEW COLLECTION

TIDE ACCENTS

Tide Accents is a minimal evolution of the original Tide design. Featuring the iconic fluid pattern in white, it's elevated with a bold, contemporary dash of colour, perfect for modern plating and premium dining.



Blue



COUPE PLATE
TDABEV101 26cm 10¼"
CTN QTY 12



COUPE PLATE
TDABEVP81 21.7cm 8½"
CTN QTY 12



COUPE BOWL
TDABEB91 24.8cm 9¾"
113.6cl 40oz
CTN QTY 12

Green



COUPE PLATE
TDAGEV101 26cm 10¼"
CTN QTY 12



COUPE PLATE
TDAGEVP81 21.7cm 8½"
CTN QTY 12



COUPE BOWL
TDAGEB91 24.8cm 9¾"
113.6cl 40oz
CTN QTY 12



Covered by Churchill 5 Year Edge Chip Warranty

CHURCHILL® super vitrified

INKED®
COLLECTION

Contemporary Fluidity

TIDE

Contemporary and striking, the Tide design draws its inspiration from the fluid and organic shapes of coastal landscapes. The balance of white space and reactive colour means Tide is perfect for premium food presentation and modern hospitality settings.



White

NEW COLOUR



COUPE PLATE
TDWHEV111 28.8cm 11 1/4"
CTN QTY 12



COUPE PLATE
TDWHEV101 26cm 10 1/4"
CTN QTY 12



COUPE PLATE
TDWHEVP81 21.7cm 8 5/8"
CTN QTY 12



COUPE PLATE
TDWHEVP61 16.5cm 6 1/2"
CTN QTY 12



COUPE BOWL
TDWHEVB91 24.8cm 9 3/4"
113.6cl 40oz
CTN QTY 12



COUPE BOWL
TDWHEVB71 18.2cm 7 1/4"
42.6cl 15oz
CTN QTY 12



CHEFS' WALLED PLATE
TDWHWP261 26cm 10 1/4"
H: 2cm
CTN QTY 6



CHEFS' WALLED PLATE
TDWHWP211 21cm 8 1/4"
H: 2cm
CTN QTY 6

NEW SHAPE



OPAL ORGANIC BOWL
TDWHOBO91 25cm 9 7/8"
H: 6cm 80cl 28oz
CTN QTY 12



OPAL ORGANIC BOWL
TDWHOBO71 20cm 7 7/8"
H: 5.3cm 34cl 12oz
CTN QTY 12



OPAL ORGANIC OBLONG
TDWHOO351 35 x 18.5cm
13 1/4 x 7 1/4"
CTN QTY 6



OPAL ORGANIC OBLONG
TDWHOO301 30 x 15cm
11 3/4 x 5 7/8"
CTN QTY 12

NEW SHAPE



OPAL ORGANIC OBLONG
TDWHOO261 26 x 15cm
10 1/4" x 5 7/8"
CTN QTY 12

NEW SHAPE



OPAL ORGANIC OBLONG
TDWHOO221 22 x 13cm
8 5/8 x 5 1/4"
CTN QTY 12



Covered by Churchill 5 Year Edge Chip Warranty



COUPE PLATE
TDBKEV111 28.8cm 11¼"
 CTN QTY 12
TDBKEV101 26cm 10¼"
 CTN QTY 12



COUPE PLATE
TDBKEVP81 21.7cm 8½"
 CTN QTY 12
TDBKEVP61 16.5cm 6½"
 CTN QTY 12



COUPE BOWL
TDBKEVB91 24.8cm 9¾"
 113.6cl 40oz
 CTN QTY 12
TDBKEVB71 18.2cm 7¼"
 42.6cl 15oz
 CTN QTY 12



NATURAL ORGANIC
 COUPE BOWL
TDBKPB251 25cm 9¾"
 H: 5cm 150cl 53oz
 CTN QTY 6



NATURAL ORGANIC
 COUPE BOWL
TDBKPB221 22cm 8½"
 H: 5cm 74cl 26oz
 CTN QTY 6



NATURAL ORGANIC
 PLATTER
TDBKPLA31 26 x 20cm
 10¼ x 7¾"
 CTN QTY 6



NATURAL ORGANIC
 PLATTER
TDBKPLA21 26 x 15cm
 10¼ x 5¾"
 CTN QTY 6



NATURAL ORGANIC
 PLATTER
TDBKPLA11 22 x 13cm
 8½ x 5¼"
 CTN QTY 6



CHEFS' ORGANIC
 WALLED PLATE
TDBKOWZ61 25.5cm 10"
 H: 2cm
 CTN QTY 6
TDBKOW211 21cm 8¼"
 H: 2cm
 CTN QTY 6



ORGANIC
 WALLED BOWL
TDBKWOB21 23cm 9"
 H: 4.5cm 118cl 42oz
 CTN QTY 6
TDBKWOB11 20cm 7½"
 H: 4.5cm 87cl 31oz
 CTN QTY 6



CHEFS' TRIANGLE PLATE
TDBKTC261 26.5 x 20.5cm
 10½" x 8"
 CTN QTY 12



CHEFS' WALLED
 OBLONG PLATE
TDBKWO341 35 x 18.5cm
 13¾" x 7¼" H: 2cm
 CTN QTY 6



CHEFS' WALLED
 OBLONG PLATE
TDBKWO291 30 x 15.4cm
 11¾" x 7¼" H: 2cm
 CTN QTY 6



CHEFS' GEO PLATE
TDBKGE351 35 x 18.5cm
 13¾" x 7¼"
 CTN QTY 6
TDBKGE301 30 x 15.5cm
 11¾" x 6¼"
 CTN QTY 12



TASTING TRAY
TDBKOF331 32.3 x 10.5cm
 12¾" x 4¼"
 CTN QTY 6



TASTING TRAY
TDBKOF301 29.5 x 8.8cm
 11½" x 3¾"
 CTN QTY 6



TASTING TRAY
TDBKOF231 24.7 x 8.8cm
 9¾" x 3¾"
 CTN QTY 6



SNACK BOWL
TDBKBS141 13cm 5¼"
 40cl 14oz H: 6.5cm
 CTN QTY 12



CHIP MUG
TDBKBSM1 10cm 3¾"
 29cl 11oz H: 8cm
 CTN QTY 12



DEEP BOWL
TDBKBSDB1 10.2cm 4"
 24cl 8.4oz H: 6cm
 CTN QTY 12



SHALLOW BOWL
TDBKBSB91 13cm 5½"
 26cl 9oz H: 4.5cm
 CTN QTY 12



SHALLOW BOWL
TDBKBSB61 11.6cm 4½"
 20cl 7oz H: 4cm
 CTN QTY 12



DIP POT
TDBKBSD41 8.5cm 3¾"
 11cl 4oz H: 5cm
 CTN QTY 12



DIP POT
TDBKBSD21 7cm 2¾"
 6cl 2oz H: 4cm
 CTN QTY 12



CAPPUCCINO CUP
TDBKCB281 34cl 12oz
 H: 6.5cm Dia: 11cm
 CTN QTY 12



CAPPUCCINO CUP
TDBKCB201 22.7cl 8oz
 H: 5.5cm Dia: 9.5cm
 CTN QTY 12



SAUCER
TDBKCSS1 15.6cm 6¼"
 CTN QTY 12
 (Fits TDBKCB281 & TDBKCB201)



ESPRESSO CUP
TDBKCEB91 10cl 3.5oz
 H: 5.5cm Dia: 6.5cm
 CTN QTY 12



SAUCER
TDBKCSS1 11.8cm 4½"
 CTN QTY 12
 (Fits TDBKCEB91)



Due to the nature of the once fired manufacturing process, the Envisage collection has a polished biscuit foot. Look for this Logo to signify a once fired piece

ENVISAGE®
 COLLECTION



COUPE PLATE
TDGDEV111 28.8cm 11¼"
 CTN QTY 12
TDGDEV101 26cm 10¼"
 CTN QTY 12



COUPE PLATE
TDGDEVP81 21.7cm 8½"
 CTN QTY 12
TDGDEVP61 16.5cm 6½"
 CTN QTY 12



COUPE BOWL
TDGDEV891 24.8cm 9¾"
 113.6cl 40oz
 CTN QTY 12
TDGDEV71 18.2cm 7¼"
 42.6cl 15oz
 CTN QTY 12



NATURAL ORGANIC
 COUPE BOWL
TDGDPB251 25cm 9¾"
 H: 5cm 150cl 53oz
 CTN QTY 6



NATURAL ORGANIC
 COUPE BOWL
TDGDPB221 22cm 8¾"
 H: 5cm 74cl 26oz
 CTN QTY 6



NATURAL ORGANIC
 PLATTER
TDGDPLA31 26 x 20cm
 10¼ x 7¾"
 CTN QTY 6



NATURAL ORGANIC
 PLATTER
TDGDPLA21 26 x 15cm
 10¼ x 5¾"
 CTN QTY 6



NATURAL ORGANIC
 PLATTER
TDGDPLA11 22 x 13cm
 8½ x 5¼"
 CTN QTY 6



CHEFS' ORGANIC
 WALLED PLATE
TDGDOW261 25.5cm 10"
 H: 2cm
 CTN QTY 6
TDGDOW211 21cm 8¼"
 H: 2cm
 CTN QTY 6



ORGANIC
 WALLED BOWL
TDGDWOB21 23cm 9"
 H: 4.5cm 118cl 42oz
 CTN QTY 6
TDGDWOB11 20cm 7¾"
 H: 4.5cm 87cl 31oz
 CTN QTY 6



CHEFS' TRIANGLE PLATE
TDGDTIC261 26.5 x 20.5cm
 10½" x 8"
 CTN QTY 12



CHEFS' WALLED
 OBLONG PLATE
TDGDWO341 35 x 18.5cm
 13¾" x 7¼" H: 2cm
 CTN QTY 6



CHEFS' WALLED
 OBLONG PLATE
TDGDWO291 30 x 15.4cm
 11¾" x 6" H: 2cm
 CTN QTY 6



CHEFS' GEO PLATE
TDGDGE351 35 x 18.5cm
 13¾" x 7¼"
 CTN QTY 6
TDGDGE301 30 x 15.5cm
 11¾" x 6¼"
 CTN QTY 12



TASTING TRAY
TDGDOPF331 32.3 x 10.5cm
 12¾" x 4¼"
 CTN QTY 6



TASTING TRAY
TDGDOPF301 29.5 x 8.8cm
 11½" x 3¾"
 CTN QTY 6



TASTING TRAY
TDGDOPF231 24.7 x 8.8cm
 9¾" x 3¾"
 CTN QTY 6



SNACK BOWL
TDGDBS141 13cm 5¼"
 40cl 14oz H: 6.5cm
 CTN QTY 12



CHIP MUG
TDGDBSCM1 10cm 3¾"
 29cl 11oz H: 8cm
 CTN QTY 12



DEEP BOWL
TDGDBSB1 10.2cm 4"
 24cl 8.4oz H: 6cm
 CTN QTY 12



SHALLOW BOWL
TDGDBSB91 13cm 5¼"
 26cl 9oz H: 4.5cm
 CTN QTY 12



SHALLOW BOWL
TDGDBSB61 11.6cm 4½"
 20cl 7oz H: 4cm
 CTN QTY 12



DIP POT
TDGDBSD41 8.5cm 3¾"
 11cl 4oz H: 5cm
 CTN QTY 12



DIP POT
TDGDBSD21 7cm 2¾"
 6cl 2oz H: 4cm
 CTN QTY 12



CAPPUCCINO CUP
TDGDCB281 34cl 12oz
 H: 6.5cm Dia: 11cm
 CTN QTY 12



CAPPUCCINO CUP
TDGDCB201 22.7cl 8oz
 H: 5.5cm Dia: 9.5cm
 CTN QTY 12



SAUCER
TDGDCSS1 15.6cm 6¼"
 CTN QTY 12
 (Fits TDGDCB281 & TDGDCB201)



ESPRESSO CUP
TDGDCEB91 10cl 3.5oz
 H: 5.5cm Dia: 6.5cm
 CTN QTY 12



SAUCER
TDGDESS1 11.8cm 4½"
 CTN QTY 12
 (Fits TDGDCEB91)



Due to the nature of the once fired manufacturing process, the Envisage collection has a polished biscuit foot. Look for this Logo to signify a once fired piece

ENVISAGE®
 COLLECTION



CHURCHILL® super vitrified

INKED®
COLLECTION

ERA

The Era design creates a retro vibe, with its radial print that takes inspiration from the Mod subculture of the 1950s and 1960s. An ideal platform for food, the Era pattern perfectly frames a chef's creative composition.

Retro-Inspired Vibes



White

NEW COLOUR



COUPE PLATE
ERAWEV111 28.8cm 11 1/4"
CTN QTY 12



COUPE PLATE
ERAWEV101 26cm 10 1/4"
CTN QTY 12



COUPE PLATE
ERAWVP81 21.7cm 8 5/8"
CTN QTY 12



COUPE PLATE
ERAWVP61 16.5cm 6 1/2"
CTN QTY 12



COUPE BOWL
ERAWVB91 24.8cm 9 3/4"
113.6cl 40oz
CTN QTY 12



COUPE BOWL
ERAWVB71 18.2cm 7 1/4"
42.6cl 15oz
CTN QTY 12



CHEFS' WALLED PLATE
ERAWWP261 26cm 10 1/4"
H: 2cm
CTN QTY 6



CHEFS' WALLED PLATE
ERAWWP211 21cm 8 1/4"
H: 2cm
CTN QTY 6



PROFILE PLATE
ERAWVP581 27.6cm 10 7/8"
CTN QTY 12



PROFILE PLATE
ERAWVP81 21cm 8 1/4"
CTN QTY 12



PROFILE PLATE
ERAWVP651 17cm 6 5/8"
CTN QTY 12



WIDE RIM BOWL
ERAWVWB1 28cm 11"
46.8cl 16.5oz
CTN QTY 12



WIDE RIM BOWL
ERAWVWB1 24cm 9 1/2"
28.4cl 10oz
CTN QTY 12



Covered by Churchill 5 Year Edge Chip Warranty

NEW ADDITIONS

Blue



COUPE PLATE
ERABEV111 28.8cm 11¼"
 CTN QTY 12 ✚
ERABEV101 26cm 10¼"
 CTN QTY 12 ✚



COUPE PLATE
ERABEVP81 21.7cm 8½"
 CTN QTY 12 ✚
ERABEVP61 16.5cm 6½"
 CTN QTY 12 ✚



COUPE BOWL
ERABEV891 24.8cm 9¾"
 113.6cl 40oz
 CTN QTY 12 ✚
ERABEV871 18.2cm 7¼"
 42.6cl 15oz
 CTN QTY 12 ✚



CHEFS' WALLED PLATE
ERABWP261 26cm 10¼"
 H: 2cm
 CTN QTY 6 ✚
ERABWP211 21cm 8¼"
 H: 2cm
 CTN QTY 6 ✚

NEW



SNACK BOWL
ERABBS141 13cm 5¼"
 40cl 14oz H: 6.5cm
 CTN QTY 12

NEW



SHALLOW BOWL
ERABBS891 13cm 5¼"
 26cl 9oz H: 4.5cm
 CTN QTY 12

NEW



SHALLOW BOWL
ERABBS861 11.6cm 4½"
 20cl 7oz H: 4cm
 CTN QTY 12

NEW



CHIP MUG
ERABBS101 10cm 3¾"
 29cl 11oz H: 8cm
 CTN QTY 12

NEW



DEEP BOWL
ERABBS141 10.2cm 4"
 24cl 8.4oz H: 6cm
 CTN QTY 12

NEW



DIP POT
ERABBS141 8.5cm 3¼"
 11cl 4oz H: 5cm
 CTN QTY 12

NEW



DIP POT
ERABBS141 7cm 2¾"
 6cl 2oz H: 4cm
 CTN QTY 12

NEW



CAPPUCCINO CUP
ERABCB281 34cl 12oz
 H: 6.5cm Dia: 11cm
 CTN QTY 12 ✚

NEW



CAPPUCCINO CUP
ERABCB201 22.7cl 8oz
 H: 5.5cm Dia: 9.5cm
 CTN QTY 12 ✚

NEW



SAUCER
ERABCS1 15.6cm 6¼"
 CTN QTY 12 ✚
 (Fits ERABCB281 & ERABCB201)

NEW



ESPRESSO CUP
ERABCEB91 10cl 3.5oz
 H: 5.5cm Dia: 6.5cm
 CTN QTY 12 ✚

NEW



SAUCER
ERABES1 11.8cm 4¼"
 CTN QTY 12 ✚
 (Fits ERABCEB91)





COUPE PLATE
ERAGEV111 28.8cm 11¼"
 CTN QTY 12



COUPE PLATE
ERAGEV101 26cm 10¼"
 CTN QTY 12



COUPE PLATE
ERAGEVP81 21.7cm 8½"
 CTN QTY 12



COUPE PLATE
ERAGEVP61 16.5cm 6½"
 CTN QTY 12



LARGE COUPE BOWL
ERAGPLC21 31cm 12"
 240cl 84.5oz
 CTN QTY 6



COUPE BOWL
ERAGEV891 24.8cm 9¾"
 113.6cl 40oz
 CTN QTY 12



COUPE BOWL
ERAGEV871 18.2cm 7¼"
 42.6cl 15oz
 CTN QTY 12



CHEFS' WALLED PLATE
ERAGWP261 26cm 10¼"
 H: 2cm
 CTN QTY 6



CHEFS' WALLED PLATE
ERAGWP211 21cm 8¼"
 H: 2cm
 CTN QTY 6



CHEFS' WALLED PLATE
ERAGWP161 15.7cm 6¼"
 H: 2cm
 CTN QTY 6



PROFILE PLATE
ERAGVP581 27.6cm 10¾"
 CTN QTY 12



PROFILE PLATE
ERAGVP81 21cm 8¼"
 CTN QTY 12



PROFILE PLATE
ERAGVP651 17cm 6¾"
 CTN QTY 12



WIDE RIM BOWL
ERAGVWBL1 28cm 11"
 46.8cl 16.5oz
 CTN QTY 12



WIDE RIM BOWL
ERAGVWBM1 24cm 9½"
 28.4cl 10oz
 CTN QTY 12



CHEFS' OBLONG PLATE No.4
ERAGXO141 35.5 x 18.9cm
 13¾" x 7¾"
 CTN QTY 6



CHEFS' OBLONG PLATE No.3
ERAGXO111 29.8 x 15.3cm
 11¾" x 6"
 CTN QTY 12



TASTING TRAY
ERAGOF331 32.3 x 10.5cm
 12¾" x 4¼"
 CTN QTY 6



TASTING TRAY
ERAGOF301 29.5 x 8.8cm
 11½" x 3¾"
 CTN QTY 6



TASTING TRAY
ERAGOF231 24.7 x 8.8cm
 9¾" x 3¾"
 CTN QTY 6

NEW



SNACK BOWL
ERAGBS141 13cm 5¼"
 40cl 14oz H: 6.5cm
 CTN QTY 12

NEW



SHALLOW BOWL
ERAGBS891 13cm 5¼"
 26cl 9oz H: 4.5cm
 CTN QTY 12

NEW



SHALLOW BOWL
ERAGBS861 11.6cm 4½"
 20cl 7oz H: 4cm
 CTN QTY 12

NEW



CHIP MUG
ERAGBSCM1 10cm 3¾"
 29cl 11oz H: 8cm
 CTN QTY 12

NEW



DEEP BOWL
ERAGBSD1 10.2cm 4"
 24cl 8.4oz H: 6cm
 CTN QTY 12

NEW



DIP POT
ERAGBSD41 8.5cm 3¾"
 11cl 4oz H: 5cm
 CTN QTY 12

NEW



DIP POT
ERAGBSD21 7cm 2½"
 6cl 2oz H: 4cm
 CTN QTY 12



CAPPUCCINO CUP
ERAGCB281 34cl 12oz
 H: 6.5cm Dia: 11cm
 CTN QTY 12



CAPPUCCINO CUP
ERAGCB201 22.7cl 8oz
 H: 5.5cm Dia: 9.5cm
 CTN QTY 12



SAUCER
ERAGCS1 15.6cm 6¼"
 CTN QTY 12
 (Fits ERAGCB281 & ERAGCB201)



ESPRESSO CUP
ERAGCE891 10cl 3.5oz
 H: 5.5cm Dia: 6.5cm
 CTN QTY 12



SAUCER
ERAGSS1 11.8cm 4½"
 CTN QTY 12
 (Fits ERAGCE891)



CHURCHILL® super vitrified

INKED®
COLLECTION

Flowing Texture

DELTA

Taking inspiration from pathways carved by water, Delta features subtle texture and colour, ensuring the cuisine takes centre stage. In-glaze decoration offers added durability making it perfect for busy kitchens, whilst the semi-matte finish gives a contemporary feel.



Grey



COUPE PLATE
DELGEV111 28.8cm 11¼"
CTN QTY 12 ✚
DELGEV101 26cm 10¼"
CTN QTY 12 ✚



COUPE PLATE
DELGVP81 21.7cm 8½"
CTN QTY 12 ✚



COUPE PLATE
DELGVP61 16.5cm 6½"
CTN QTY 12 ✚



COUPE BOWL
DELGEVB91 24.8cm 9¾"
113.6cl 40oz
CTN QTY 12 ✚
DELGEVB71 18.2cm 7¼"
42.6cl 15oz
CTN QTY 12 ✚



CHEFS' WALLED PLATE
DELGWP261 26cm 10¼"
H: 2cm
CTN QTY 6 ✚
DELGWP211 21cm 8¼"
H: 2cm
CTN QTY 6 ✚



CHEFS' WALLED PLATE
DELGWP161 15.7cm 6¼"
H: 2cm
CTN QTY 6 ✚



PROFILE PLATE
DELGVP581 27.6cm 10¾"
CTN QTY 12 ✚
DELGVP81 21cm 8¼"
CTN QTY 12 ✚
DELGVP651 17cm 6¾"
CTN QTY 12 ✚



WIDE RIM BOWL
DELGVW811 28cm 11"
46.8cl 16.5oz
CTN QTY 12 ✚
DELGVW811 24cm 9½"
28.4cl 10oz
CTN QTY 12 ✚



CHEFS' OBLONG PLATE No.4
DELGXO141 35.5 x 18.9cm
13¾" x 7½"
CTN QTY 6 ✚
CHEFS' OBLONG PLATE No.3
DELGXO111 29.8 x 15.3cm
11¾" x 6"
CTN QTY 12 ✚



TASTING TRAY
DELGOF331 32.3 x 10.5cm
12¾" x 4¼"
CTN QTY 6



TASTING TRAY
DELGOF301 29.5 x 8.8cm
11½" x 3¾"
CTN QTY 6



TASTING TRAY
DELGOF231 24.7 x 8.8cm
9¾" x 3¾"
CTN QTY 6



CAPPUCCINO CUP
DELGCB281 34cl 12oz
H: 6.5cm Dia: 11cm
CTN QTY 12 ✚
DELGCB201 22.7cl 8oz
H: 5.5cm Dia: 9.5cm
CTN QTY 12 ✚



SAUCER
DELGCS1 15.6cm 6¼"
CTN QTY 12 ✚
(Fits DELGCB281 & DELGCB201)



ESPRESSO CUP
DELGCEB91 10cl 3.5oz
H: 5.5cm Dia: 6.5cm
CTN QTY 12 ✚



SAUCER
DELGSS1 11.8cm 4½"
CTN QTY 12 ✚
(Fits DELGCEB91)

VELLUM®
SEMI-MATTE GLAZE

✚ Covered by Churchill 5 Year Edge Chip Warranty



NEW COLLECTION

CHURCHILL® super vitrified

INKED®
COLLECTION

CASCADE

The captivating Cascade pattern radiates outward from a central point, naturally framing the plate to enhance food presentation. Part of the Inked collection, Cascade pairs with other printed designs to create a dynamic and expressive tabletop.

Radial Design



Indigo



COUPE PLATE
ECAIEV111 28.8cm 11 1/2"
CTN QTY 12



COUPE PLATE
ECAIEV101 26cm 10 1/4"
CTN QTY 12



COUPE PLATE
ECAIEVP81 21.7cm 8 5/8"
CTN QTY 12



COUPE PLATE
ECAIEVP61 16.5cm 6 1/2"
CTN QTY 12



COUPE BOWL
ECAIEVB91 24.8cm 9 3/4"
113.6cl 40oz
CTN QTY 12



COUPE BOWL
ECAIEVB71 18.2cm 7 1/4"
42.6cl 15oz
CTN QTY 12



NATURAL ORGANIC DEEP BOWL
ECAIPWB21 25cm 9 7/8"
H: 4.5cm 116cl 41oz
CTN QTY 6



NATURAL ORGANIC DEEP BOWL
ECAIPWB11 21.5cm 8 1/2"
H: 4.5cm 77cl 27oz
CTN QTY 6



NATURAL ORGANIC PLATTER
ECAIPLA31 26 x 20cm
10 1/4" x 7 7/8"
CTN QTY 6



NATURAL ORGANIC PLATTER
ECAIPLA21 26 x 15cm
10 1/4" x 5 7/8"
CTN QTY 6



NATURAL ORGANIC PLATTER
ECAIPLA11 22 x 13cm
8 5/8" x 5 1/4"
CTN QTY 6



NEW SHAPE
OPAL ORGANIC OBLONG
ECAIOO351 35 x 18.5cm
13 3/4" x 7 1/4"
CTN QTY 6



NEW SHAPE
OPAL ORGANIC OBLONG
ECAIOO301 30 x 15cm
11 3/4" x 5 7/8"
CTN QTY 12



NEW SHAPE
OPAL ORGANIC OBLONG
ECAIOO261 26 x 15cm
10 1/4" x 5 7/8"
CTN QTY 12



NEW SHAPE
OPAL ORGANIC OBLONG
ECAIOO221 22 x 13cm
8 5/8" x 5 1/4"
CTN QTY 12

Due to the nature of the once fired manufacturing process, the Envisage collection has a polished biscuit foot. Look for this Logo to signify a once fired piece

ENVISAGE®
COLLECTION



Covered by Churchill 5 Year Edge Chip Warranty



COUPE PLATE
 ECATEV111 28.8cm 11¼"
 CTN QTY 12



COUPE PLATE
 ECATEV101 26cm 10¼"
 CTN QTY 12



COUPE PLATE
 ECATEV81 21.7cm 8½"
 CTN QTY 12



COUPE PLATE
 ECATEV61 16.5cm 6½"
 CTN QTY 12



NATURAL ORGANIC PLATE
 ECABP0261 25.5cm 10"
 CTN QTY 6



NATURAL ORGANIC PLATE
 ECABP0221 21.5cm 8½"
 CTN QTY 6



NATURAL ORGANIC PLATE
 ECABP0171 16.5cm 6½"
 CTN QTY 6



NATURAL ORGANIC COUPE BOWL
 ECABP8251 25cm 9¾"
 H: 5cm 150cl 53oz
 CTN QTY 6



COUPE BOWL
 ECATEV891 24.8cm 9¾"
 113.6cl 40oz
 CTN QTY 12



COUPE BOWL
 ECATEV871 18.2cm 7¼"
 42.6cl 15oz
 CTN QTY 12



NATURAL ORGANIC DEEP BOWL
 ECATPW821 25cm 9¾"
 H: 4.5cm 116cl 41oz
 CTN QTY 6



NATURAL ORGANIC DEEP BOWL
 ECATPW811 21.5cm 8½"
 H: 4.5cm 77cl 27oz
 CTN QTY 6



NATURAL ORGANIC COUPE BOWL
 ECABP8221 22cm 8¾"
 H: 5cm 74cl 26oz
 CTN QTY 6



NATURAL ORGANIC DEEP BOWL
 ECABPW821 25cm 9¾"
 H: 4.5cm 116cl 41oz
 CTN QTY 6



NATURAL ORGANIC DEEP BOWL
 ECABPW811 21.5cm 8½"
 H: 4.5cm 77cl 27oz
 CTN QTY 6



NATURAL ORGANIC PLATTER
 ECABPLA31 26 x 20cm
 10¼" x 7¾"
 CTN QTY 6

NEW SHAPE



NATURAL ORGANIC PLATTER
 ECATPLA31 26 x 20cm
 10¼" x 7¾"
 CTN QTY 6



NATURAL ORGANIC PLATTER
 ECATPLA21 26 x 15cm
 10¼" x 5¾"
 CTN QTY 6



NATURAL ORGANIC PLATTER
 ECATPLA11 22 x 13cm
 8¾" x 5¼"
 CTN QTY 6



OPAL ORGANIC OBLONG
 ECATOO351 35 x 18.5cm
 13¾ x 7¼"
 CTN QTY 6



NATURAL ORGANIC PLATTER
 ECABPLA21 26 x 15cm
 10¼" x 5¾"
 CTN QTY 6



NATURAL ORGANIC PLATTER
 ECABPLA11 22 x 13cm
 8¾" x 5¼"
 CTN QTY 6

NEW SHAPE



OPAL ORGANIC OBLONG
 ECATOO301 30 x 15cm
 11¾ x 5¾"
 CTN QTY 12

NEW SHAPE



OPAL ORGANIC OBLONG
 ECATOO261 26 x 15cm
 10¼" x 5¾"
 CTN QTY 12

NEW SHAPE



OPAL ORGANIC OBLONG
 ECATOO221 22 x 13cm
 8¾" x 5¼"
 CTN QTY 12



Covered by Churchill 5 Year Edge Chip Warranty

Due to the nature of the once fired manufacturing process, the Envisage collection has a polished biscuit foot. Look for this Logo to signify a once fired piece

ENVISAGE®
 COLLECTION

CHURCHILL® super vitrified

INKED®
COLLECTION

EROSION

Erosion is an exploration of shape design and pattern, achieved through pioneering technology. The Erosion design features a worn textured pattern, reminiscent of natural landscapes and ideal for the presentation of fresh ingredients.

Organic Simplicity



Sand



NATURAL ORGANIC PLATE
EROSPO261 25.5cm 10"
CTN QTY 6



NATURAL ORGANIC PLATE
EROSPO221 21.5cm 8½"
CTN QTY 6



NATURAL ORGANIC PLATE
EROSPO171 16.5cm 6½"
CTN QTY 6



NATURAL ORGANIC COUPE BOWL
EROSPB251 25cm 9¾"
H: 5cm 150cl 53oz
CTN QTY 6



NATURAL ORGANIC COUPE BOWL
EROSPB221 22cm 8¾"
H: 5cm 74cl 26oz
CTN QTY 6



NATURAL ORGANIC DEEP BOWL
EROSPB21 25cm 9¾"
H: 4.5cm 116cl 41oz
CTN QTY 6



NATURAL ORGANIC DEEP BOWL
EROSPB11 21.5cm 8½"
H: 4.5cm 77cl 27oz
CTN QTY 6



NATURAL ORGANIC PLATTER
EROSPLA31 26 x 20cm
10¼" x 7¾"
CTN QTY 6



NATURAL ORGANIC PLATTER
EROSPLA21 26 x 15cm
10¼" x 5¾"
CTN QTY 6



NATURAL ORGANIC PLATTER
EROSPLA11 22 x 13cm
8¾" x 5¼"
CTN QTY 6

Due to the nature of the once fired manufacturing process, the Envisage collection has a polished biscuit foot. Look for this Logo to signify a once fired piece

ENVISAGE®
COLLECTION



Covered by Churchill 5 Year Edge Chip Warranty

CHURCHILL[®] super vitrified

NATURAL

An exploration of shape design, the collection is achieved through pioneering manufacturing processes that have been developed as part of Churchill's ethos to envision and build a better future. Natural unifies visionary thinking, adaptability and innovative spirit.

Organic Simplicity



White



NATURAL ORGANIC PLATE
WH PO261 25.5cm 10"
 CTN QTY 6



NATURAL ORGANIC PLATE
WH PO221 21.5cm 8½"
 CTN QTY 6



NATURAL ORGANIC PLATE
WH PO171 16.5cm 6½"
 CTN QTY 6



NATURAL ORGANIC COUPE BOWL
WH PB251 25cm 9¾"
 H: 5cm 150cl 53oz
 CTN QTY 6



NATURAL ORGANIC COUPE BOWL
WH PB221 22cm 8¾"
 H: 5cm 74cl 26oz
 CTN QTY 6



NATURAL ORGANIC DEEP BOWL
WH PWB21 25cm 9¾"
 H: 4.5cm 116cl 41oz
 CTN QTY 6



NATURAL ORGANIC DEEP BOWL
WH PWB11 21.5cm 8½"
 H: 4.5cm 77cl 27oz
 CTN QTY 6



NATURAL ORGANIC PLATTER
WH PLA31 26 x 20cm
 10¼" x 7¾"
 CTN QTY 6



NATURAL ORGANIC PLATTER
WH PLA21 26 x 15cm
 10¼" x 5¾"
 CTN QTY 6



NATURAL ORGANIC PLATTER
WH PLA11 22 x 13cm
 8¾" x 5¼"
 CTN QTY 6

Due to the nature of the once fired manufacturing process, the Envisage collection has a polished biscuit foot. Look for this Logo to signify a once fired piece

ENVISAGE[®]
 COLLECTION



Covered by Churchill 5 Year Edge Chip Warranty

CHURCHILL® super vitrified

MED TILES

VINTAGE PRINTS

The Med Tiles design is an impression of the antique Moorish tiles found in the Mediterranean cities of Spain, Portugal and North Africa. Inspired by the vast heritage behind these patterns, the design features a worn and aged look.

Eclectic Mediterranean Pattern



Aquamarine



COUPE PLATE
MTAQEV111 28.8cm 11¼"
CTN QTY 12



COUPE PLATE
MTAQEV101 26cm 10¼"
CTN QTY 12



COUPE PLATE
MTAQEVP81 21.7cm 8½"
CTN QTY 12



COUPE PLATE
MTAQEVP61 16.5cm 6½"
CTN QTY 12



COUPE BOWL
MTAQEV891 24.8cm 9¾"
113.6cl 40oz
CTN QTY 12



COUPE BOWL
MTAQEV871 18.2cm 7¼"
42.6cl 15oz
CTN QTY 12



CHEFS' WALLED PLATE
MTAQWPF261 26cm 10¼"
H: 2cm
CTN QTY 6



CHEFS' WALLED PLATE
MTAQWPF211 21cm 8¼"
H: 2cm
CTN QTY 6



DEEP COUPE PLATE
MTAQPD271 28.1cm 11"
H: 3.7cm
CTN QTY 12



DEEP COUPE PLATE
MTAQPD251 25.5cm 10"
H: 3.5cm
CTN QTY 12



ROUND DISH
MTAQID7 1 18.5 x 16.8cm
7¼" x 6¾" 35.8cl 12.6oz
CTN QTY 12



ROUND DISH
MTAQID6 1 16 x 14.5cm
6¼" x 5¾" 24.7cl 8.7oz
CTN QTY 12



CHEFS' OBLONG PLATE No.4
MTAQXO141 35.5 x 18.9cm
13¾" x 7¾"
CTN QTY 6



CHEFS' OBLONG PLATE No.3
MTAQXO111 29.8 x 15.3cm
11¾" x 6"
CTN QTY 12



Covered by Churchill 5 Year Edge Chip Warranty

- Under glaze print finish meaning long-lasting results.


VINTAGE PRINTS MED TILES • CHURCHILL SUPER VITRIFIED 253

CHURCHILL® super vitrified

VINTAGE PRINTS

Mix and Match Vintage

Our Vintage Prints collection includes a medley of Calico, Rose Chintz and Toile pieces, taken from traditional print in our archives. Perfect as sharing platters or to add charm to key signature dishes, the pieces can be mixed and matched so every selection is unique.



WILLOW VICTORIAN
CALICO PLATE
CAW VP111 30.5cm 12"
CTN QTY 6



WILLOW VICTORIAN
CALICO PLATE
CAW VP581 27.6cm 10 7/8"
CTN QTY 6




WILLOW VICTORIAN
CALICO PLATE
CAW VP8 1 21cm 8 1/4"
CTN QTY 6



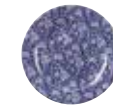
WILLOW VICTORIAN
CALICO PLATE
CAW VP651 17cm 6 5/8"
CTN QTY 6




WILLOW VICTORIAN
CALICO RIMMED BOWL
CAW VRSB1 24.9cm 9 7/8"
50cl 17.5oz
CTN QTY 6



PRAGUE VICTORIAN
CALICO PLATE
CAP VP111 30.5cm 12"
CTN QTY 6



PRAGUE VICTORIAN
CALICO PLATE
CAP VP8 1 21cm 8 1/4"
CTN QTY 6



PRAGUE VICTORIAN
CALICO OVAL PLATE
CAP OP121 31.7 x 25.5cm
12 1/2" x 10"
CTN QTY 6



PRAGUE VICTORIAN
CALICO RIMMED BOWL
CAP VRSB1 24.9cm 9 7/8"
50cl 17.5oz
CTN QTY 6



PRAGUE TOILE PLATE
TOP VP111 30.5cm 12"
CTN QTY 6



PRAGUE TOILE PLATE
TOP VP8 1 21cm 8 1/4"
CTN QTY 6



PRAGUE TOILE PLATE
TOP VP651 17cm 6 5/8"
CTN QTY 6



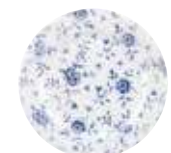
PRAGUE TOILE OVAL
RIMMED DISH
TOP RD141 36.5 x 29.3cm
14 1/4" x 11 1/2"
CTN QTY 6



PRAGUE TOILE DEEP
COUPE PLATE
TOP PD271 28.1cm 11"
H: 3.7cm
CTN QTY 12



PRAGUE TOILE DEEP
COUPE PLATE
TOP PD251 25.5cm 10"
H: 3.5cm
CTN QTY 12



PRAGUE ROSE
CHINTZ PLATE
RCP VP111 30.5cm 12"
CTN QTY 6



Covered by Churchill 5 Year Edge Chip Warranty

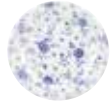
- Under glaze print finish meaning long-lasting results.

CHURCHILL® super vitrified

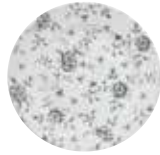
VINTAGE PRINTS



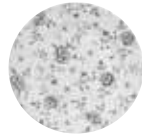
PRAGUE ROSE
CHINTZ PLATE
RCP VP581 27.6cm 10 7/8"
CTN QTY 6



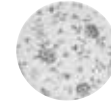
PRAGUE ROSE
CHINTZ PLATE
RCP VP8 1 21cm 8 1/4"
CTN QTY 6



GREY ROSE
CHINTZ PLATE
RCG VP111 30.5cm 12"
CTN QTY 6



GREY ROSE
CHINTZ PLATE
RCG VP581 27.6cm 10 7/8"
CTN QTY 6



GREY ROSE
CHINTZ PLATE
RCG VP8 1 21cm 8 1/4"
CTN QTY 6



GREY ROSE CHINTZ
OVAL PLATE
RCG OP121 31.7cm x 25.5cm
12 1/2" x 10"
CTN QTY 6



CRANBERRY ROSE
CHINTZ PLATE
RCC VP111 30.5cm 12"
CTN QTY 6



CRANBERRY ROSE
CHINTZ PLATE
RCC VP581 27.6cm 10 7/8"
CTN QTY 6



CRANBERRY ROSE
CHINTZ PLATE
RCC VP651 17cm 6 5/8"
CTN QTY 6



CRANBERRY ROSE CHINTZ
OVAL PLATE
RCC OP121 31.7 x 25.5cm
12 1/2" x 10"
CTN QTY 6



CRANBERRY TOILE PLATE
TOC VP111 30.5cm 12"
CTN QTY 6



CRANBERRY TOILE PLATE
TOC VP8 1 21cm 8 1/4"
CTN QTY 6



CRANBERRY TOILE CHEFS
OBLONG PLATE No.3
TOC XO111 29.8cm x 15.3cm
11 3/4" x 6"
CTN QTY 12



BLUE WILLOW
GEORGIAN TEACUP
BWL GTC71 19.8cl 7oz
H: 7cm Dia: 9cm
CTN QTY 12



BLUE BRAMBLE
GEORGIAN TEACUP
BBA GTC71 19.8cl 7oz
H: 7cm Dia: 9cm
CTN QTY 12



CRANBERRY WILLOW
GEORGIAN TEACUP
CWL GTC71 19.8cl 7oz
H: 7cm Dia: 9cm
CTN QTY 12



CRANBERRY BRAMBLE
GEORGIAN TEACUP
CBA GTC71 19.8cl 7oz
H: 7cm Dia: 9cm
CTN QTY 12



BLUE WILLOW
SANDRINGHAM
TEA/COFFEE POT
BWL PS301 85.2cl 30oz
H: 17.5cm
CTN QTY 4
REPLACEMENT LID
BWL LS301
CTN QTY 6



BLUE WILLOW
SANDRINGHAM
TEA/COFFEE POT
BWL PS151 42cl 15oz
H: 14.5cm
CTN QTY 4
REPLACEMENT LID
BWL LS151
CTN QTY 6



BLUE WILLOW OPEN
SANDRINGHAM
SUGAR BOWL
BWL B35 1 9cm 3 1/2"
CTN QTY 12



SUGAR BOWL LID
BWL LS 1
CTN QTY 6



BLUE WILLOW
GEORGIAN SAUCER
BWL GTS 1 14.1cm 5 1/2"
CTN QTY 12
(Fits all teacups above)



BLUE BRAMBLE
GEORGIAN SAUCER
BBA GTS 1 14.1cm 5 1/2"
CTN QTY 12
(Fits all teacups above)



CRANBERRY WILLOW
GEORGIAN SAUCER
CWL GTS 1 14.1cm 5 1/2"
CTN QTY 12
(Fits all teacups above)



CRANBERRY BRAMBLE
GEORGIAN SAUCER
CBA GTS 1 14.1cm 5 1/2"
CTN QTY 12
(Fits all teacups above)



Covered by Churchill 5 Year Edge Chip Warranty

- Under glaze print finish meaning long-lasting results.

CHURCHILL[®] super vitrified

RETRO BLUE

Simply Nostalgic

Laid-back and nostalgic, Retro Blue features a wide edge band in cobalt blue, inspired by traditional enamelware with the all the performance attributes and food safety benefits of ceramics.



Featured with Sola Durban cutlery



COUPE PLATE
WHBBEV111 28.8cm 11¼"
CTN QTY 12



COUPE PLATE
WHBBEV101 26cm 10¼"
CTN QTY 12



COUPE PLATE
WHBBEVP81 21.7cm 8½"
CTN QTY 12



COUPE PLATE
WHBBEVP61 16.5cm 6½"
CTN QTY 12



COUPE BOWL
WHBBEV891 24.8cm 9¾"
113.6cl 40oz
CTN QTY 12



COUPE BOWL
WHBBEV871 18.2cm 7¼"
42.6cl 15oz
CTN QTY 12



ROUND DISH
WHBBRPDN1 13.5cm x 5cm
5¼" x 2" 50cl 17.6oz
CTN QTY 12



RAMEKIN
WHBBLRKN1 9cm 3½"
19.5cl 6.9oz
CTN QTY 24



RAMEKIN
WHBBSRKN1 7cm 2¾"
9cl 3.2oz
CTN QTY 24



CHURCHILL® super vitrified

VELLUM™

SEMI MATTE GLAZE

Vellum is a collection of Churchill Super Vitrified shapes decorated in an innovative and durable semi-matte glaze, specially formulated to meet key British Standards for the hospitality industry. The subtle and tactile semi-matte finish offers a minimalist platform to create striking food presentation.

Tactile Minimalism



COUPE PLATE
WHVMEV111 28.8cm 11¼"
 CTN QTY 12 ✚
WHVMEV101 26cm 10¼"
 CTN QTY 12 ✚



COUPE PLATE
WHVMEVP81 21.7cm 8½"
 CTN QTY 12 ✚
WHVMEVP61 16.5cm 6½"
 CTN QTY 12 ✚



COUPE BOWL
WHVMEVB91 24.8cm 9¾"
 113.6cl 40oz
 CTN QTY 12 ✚
WHVMEVB71 18.2cm 7¼"
 42.6cl 15oz
 CTN QTY 12 ✚



CHEFS' WALLED PLATE
WHVMWP261 26cm 10¼"
 H: 2cm
 CTN QTY 6 ✚
WHVMWP211 21cm 8¼"
 H: 2cm
 CTN QTY 6 ✚



TRIANGLE PLATE
WHVMTR101 28.5cm 11¼"
 CTN QTY 12 ✚
WHVMTR91 24.5cm 9¾"
 CTN QTY 12 ✚



TRIANGLE PLATE
WHVMTR71 20.3cm 8"
 CTN QTY 12 ✚



TRIANGLE BOWL
WHVMTRB91 23.5cm 9¼"
 60cl 21oz
 CTN QTY 12 ✚



TRIANGLE BOWL
WHVMTRB71 18.5cm 7¼"
 37cl 13oz
 CTN QTY 12 ✚



CHEFS' OBLONG PLATE No.4
WHVMXO141 35.5 x 18.9cm
 13¾" x 7½"
 CTN QTY 6 ✚



CHEFS' OBLONG PLATE No.3
WHVMXO111 29.8 x 15.3cm
 11¾" x 6"
 CTN QTY 12 ✚



CAPPUCCINO CUP
WHVMCB281 34cl 12oz
 H: 5.5cm Dia: 11cm
 CTN QTY 12 ✚
WHVMCB201 22.7cl 8oz
 H: 5.5cm Dia: 9.5cm
 CTN QTY 12 ✚



SAUCER
WHVMCS1 15.6cm 6¼"
 CTN QTY 12 ✚
 (Fits WHVMCB281 & WHVMCB201)



ESPRESSO CUP
WHVMCEB91 10cl 3.5oz
 H: 5.5cm Dia: 6.5cm
 CTN QTY 12 ✚



SAUCER
WHVMSS1 11.8cm 4½"
 CTN QTY 12 ✚
 (Fits WHVMCEB91)



MUG
WHVMVM121 34cl 12oz
 H: 11cm Dia: 8cm
 CTN QTY 12 ✚



SUGAR BOWL
WHVMSSGR1 22.7cl 8oz
 H: 6.2cm Dia: 9.8cm
 CTN QTY 12 ✚



✚ Covered by Churchill 5 Year Edge Chip Warranty

VIANA

Traditional Charm of Patio Tiles

The distinctive Viana embossment emulates the timeless and historical charm often seen in traditional patio tiles throughout Córdoba, Spain. Featured across an extensive range of tableware shapes and beverage items, Viana combines the essence of intricate artistry with functional design, adding an elevated and refined touch to modern dining experiences.



PRESENTATION PLATE
WHVINP121 30.5cm 12"
 CTN QTY 12



FOOTED PLATE
WHVINF111 30.5cm 12"
 CTN QTY 12



FOOTED PLATE
WHVINF581 27.6cm 10 7/8"
 CTN QTY 12



FOOTED PLATE
WHVINF101 26.1cm 10 1/4"
 CTN QTY 12



FOOTED PLATE
WHVINF91 23.4cm 9 1/4"
 CTN QTY 12



PLATE
WHVINP81 21cm 8 1/4"
 CTN QTY 12



PLATE
WHVINP651 17cm 6 5/8"
 CTN QTY 12



PASTA BOWL
WHVINPPB1 30.8cm 12 1/4"
 87.5cl 30.5oz
 CTN QTY 12



RIMMED BOWL
WHVINSB1 24.9cm 9 3/4"
 50cl 17.5oz
 CTN QTY 12



STACKING BOWL
WHVINB101 28cl 10oz
 H: 4.5cm Dia: 11.5cm
 CTN QTY 6



STACKING CUP
WHVINSB1 22cl 8oz
 H: 7cm Dia: 8.5cm
 CTN QTY 12



COFFEE CUP
WHVINT121 34cl 12oz
 H: 7cm Dia: 10.5cm
 CTN QTY 12



TEA CUP
WHVINT81 22cl 8oz
 H: 6.5cm Dia: 9.5cm
 CTN QTY 12



SAUCER
WHVINSM1 15cm 5 7/8"
 CTN QTY 12
 (Fits WHVINSB1, WHVINT121 & WHVINT81)



STACKING CUP
WHVINSB1 9cl 3oz
 H: 5.3cm Dia: 6cm
 CTN QTY 12



ESPRESSO CUP
WHVINE31 11cl 3.9oz
 H: 5.8cm Dia: 6.4cm
 CTN QTY 12

GF Items with a fully glazed foot



Covered by Churchill 5 Year Edge Chip Warranty

Due to the nature of the once fired manufacturing process, the Envisage collection has a polished biscuit foot. Look for this Logo to signify a once fired piece

ENVISAGE
 COLLECTION

CHURCHILL® super vitrified
VIANA



SAUCER
WHVINS1 12.8cm 5"
CTN QTY 12 ✚
(Fits WHVINC31
& WHVINE31)



MUG ✚
WHVINM121 34cl 12oz
H: 11cm Dia: 8cm
CTN QTY 12 ✚



BEVERAGE POT
WHVINT151 42.6cl 15oz
H: 10.5cm
CTN QTY 4
REPLACEMENT LID
WHISL151
CTN QTY 6



STAINLESS STEEL
TEA FILTER
SS TF 1 H: 7.2cm 2¾"
Dia: 6cm 2¼"
CTN QTY 4
(Fits WHVINT151)



JUG
WHVINUG81 22.7cl 8oz
H: 7cm
CTN QTY 4



JUG
WHVINUG41 11.4cl 4oz
H: 5.5cm
CTN QTY 4



JUG
WHVINUG21 5.6cl 2oz
H: 4.4cm
CTN QTY 12



OPEN SUGAR BOWL ✚
WHVINSGR1 22.7cl 8oz
H: 6.2cm Dia: 9.8cm
CTN QTY 12 ✚

CHURCHILL® super vitrified
VIANA PRINTS

NEW COLLECTION



CHEFS' WALLED PLATE
CGVIWP261 26cm 10¼"
H: 2cm
CTN QTY 6 ✚



CHEFS' WALLED PLATE
CGVIWP211 21cm 8¼"
H: 2cm
CTN QTY 6 ✚



WIDE RIM BOWL
CGVIVWBL1 28cm 11"
46.8cl 16.5oz
CTN QTY 12 ✚



WIDE RIM BOWL
CGVIVWBM1 24cm 9½"
28.4cl 10oz
CTN QTY 12 ✚



TASTING TRAY
CGVIOF331 32.3 x 10.5cm
12¾" x 4¼"
CTN QTY 6



TASTING TRAY
CGVIOF301 29.5 x 8.8cm
11½" x 3½"
CTN QTY 6



TASTING TRAY
CGVIOF231 24.7 x 8.8cm
9¾" x 3½"
CTN QTY 6



✚ Covered by Churchill 5 Year Edge Chip Warranty



ENVISAGE® COLLECTION Due to the nature of the once fired manufacturing process, the Envisage collection has a polished biscuit foot. Look for this Logo ✚ to signify a once fired piece



✚ Covered by Churchill 5 Year Edge Chip Warranty

CHURCHILL® super vitrified

ISLA

Inspired by the Shoreline

The contemporary and intricate Isla design is inspired by shapes and textures found along the seashore. Featured on a comprehensive range of tableware shapes and beverage items, the modern yet graceful Isla embossment is reminiscent of the coastline.



PRESENTATION PLATE
WHISIP121 30.5cm 12"
CTN QTY 12



FOOTED PLATE
WHISIF111 30.5cm 12"
CTN QTY 12



FOOTED PLATE
WHISIF581 27.6cm 10 7/8"
CTN QTY 12



FOOTED PLATE
WHISIF101 26.1cm 10 1/4"
CTN QTY 12



FOOTED PLATE
WHISIF91 23.4cm 9 1/4"
CTN QTY 12



PLATE
WHISIP81 21cm 8 1/4"
CTN QTY 12



PLATE
WHISIP651 17cm 6 5/8"
CTN QTY 12



**TOPAZ BLUE
DEEP COUPE PLATE**
RKTBDID271 28.1cm 11"
H: 3.7cm
CTN QTY 12



**QUARTZ BLACK
DEEP COUPE PLATE**
RKBQID271 28.1cm 11"
H: 3.7cm
CTN QTY 12



DEEP COUPE PLATE
WHISID271 28.1cm 11"
H: 3.7cm
CTN QTY 12



DEEP COUPE PLATE
WHISID251 25.5cm 10"
H: 3.5cm
CTN QTY 12



CHEFS' WALLED PLATE
WHISIP261 26cm 10 1/4"
H: 2cm
CTN QTY 6



CHEFS' WALLED PLATE
WHISIP211 21cm 8 1/4"
H: 2cm
CTN QTY 6



WIDE RIM BOWL
WHISIWBL1 28cm 11"
46.8cl 16.5oz
CTN QTY 12



WIDE RIM BOWL
WHISIWBM1 24cm 9 1/2"
28.4cl 10oz
CTN QTY 12



PASTA BOWL
WHISIPPB1 30.8cm 12 1/8"
87.5cl 30.5oz
CTN QTY 12



Covered by Churchill 5 Year Edge Chip Warranty

CF Items with a fully glazed foot

ISLA • CHURCHILL SUPER VITRIFIED 267

CHURCHILL[®] super vitrified ISLA



RIMMED BOWL
WHISRSB1 24.9cm 9³/₄"
50cl 17.5oz
CTN QTY 12



OATMEAL BOWL
WHISPOB1 17cm 6⁵/₈"
25.5cl 9oz
CTN QTY 12



CHEFS' OBLONG PLATE
WHISIO141 35.5 x 18.9cm
13⁷/₈" x 7³/₈"
CTN QTY 6



CHEFS' OBLONG PLATE
WHISIO111 29.5 x 15cm
11¹/₂" x 6"
CTN QTY 12



CHEFS' TRIANGLE PLATE
WHISIC351 35.5 x 18.8cm
13³/₄" x 7³/₈"
CTN QTY 6



CHEFS' TRIANGLE PLATE
WHISIC301 30.4 x 20.5cm
12" x 8"
CTN QTY 6



CONSOMMÉ BOWL
WHISIB141 36cl 12.6oz
H: 5.5cm Dia: 11.5cm
CTN QTY 6
(Fits WH FS6 1)



STACKING CUP
WHISIC81 22cl 8oz
H: 7cm Dia: 8.5cm
CTN QTY 12



COFFEE CUP
WHISIT121 34cl 12oz
H: 7cm Dia: 10.5cm
CTN QTY 12



TEA CUP
WHISIT8 1 22cl 8oz
H: 6.5cm Dia: 9.5cm
CTN QTY 12



SAUCER
WHISIM 1 15cm 5⁷/₈"
CTN QTY 12
(Fits WHISIC81, WHISIT121,
WHISIT8 1)



STACKING CUP
WHISIC31 9cl 3oz
H: 5.3cm Dia: 6cm
CTN QTY 12



ESPRESSO CUP
WHISIE3 1 11cl 3.9oz
H: 5.8cm Dia: 6.4cm
CTN QTY 12



SAUCER
WHISIS 1 12.8cm 5"
CTN QTY 12
(Fits WHISIC31, WHISIE3 1)



MUG
WHISIM121 34cl 12oz
H: 11cm Dia: 8cm
CTN QTY 12



BEVERAGE POT
WHISIT301 85.2cl 30oz
H: 15cm
CTN QTY 4
REPLACEMENT LID
WHISL30 1
CTN QTY 6



BEVERAGE POT
WHISIT151 42.6cl 15oz
H: 10.5cm
CTN QTY 4
REPLACEMENT LID
WHISL15 1
CTN QTY 6



**STAINLESS STEEL
TEA FILTER**
SS TF 1 H: 7.2cm 2³/₄"
Dia: 6cm 2¹/₄"
CTN QTY 4
(Fits WHISIT151)



JUG
WHISUG81 22.7cl 8oz
H: 7cm
CTN QTY 4



JUG
WHISUG41 11.4cl 4oz
H: 5.5cm
CTN QTY 4



JUG
WHISUG21 5.6cl 2oz
H: 4.4cm
CTN QTY 12



OPEN SUGAR BOWL
WHISIGR1 22.7cl 8oz
H: 6.2cm Dia: 9.8cm
CTN QTY 12



OPTIONAL LID (plain)
WH SSSD1
CTN QTY 12



See Churchill Isla cutlery
on page 438 - 439



CHURCHILL® super vitrified

ISLA SPINWASH

Inspired by the Shoreline

Inspired by the shoreline, the stylish Isla embossment is enhanced with a hand applied spinwash meaning each piece is unique. The spinwash colours create the perfect feature piece items to combine with the Isla white collection.



Featured with Churchill Isla cutlery



Coastal Sand



PRESENTATION PLATE
ANISIP121 30.5cm 12"
CTN QTY 12



FOOTED PLATE
ANISIF581 27.6cm 10 7/8"
CTN QTY 12



PLATE
ANISIP8 1 21cm 8 1/4"
CTN QTY 12



PLATE
ANISIP651 17cm 6 5/8"
CTN QTY 12



DEEP COUPE PLATE
ANISID271 28.1cm 11"
H: 3.7cm
CTN QTY 12



DEEP COUPE PLATE
ANISID251 25.5cm 10"
H: 3.5cm
CTN QTY 12



WIDE RIM BOWL
ANISIWBL1 28cm 11"
46.8cl 16.5oz
CTN QTY 12



WIDE RIM BOWL
ANISIWBM1 24cm 9 1/2"
28.4cl 10oz
CTN QTY 12



Covered by Churchill 5 Year Edge Chip Warranty

CF Items with a fully glazed foot

ISLA • CHURCHILL SUPER VITRIFIED 271

CHURCHILL® super vitrified

ISLA SPINWASH

Shale Grey

CHURCHILL® super vitrified

ISLA SPINWASH

Ocean Blue



PRESENTATION PLATE
SHISIP121 30.5cm 12"
CTN QTY 12



FOOTED PLATE
SHISIF111 30.5cm 12"
CTN QTY 12



FOOTED PLATE
SHISIF581 27.6cm 10 7/8"
CTN QTY 12



FOOTED PLATE
SHISIF101 26.1cm 10 1/4"
CTN QTY 12



PRESENTATION PLATE
OCISIP121 30.5cm 12"
CTN QTY 12



FOOTED PLATE
OCISIF111 30.5cm 12"
CTN QTY 12



FOOTED PLATE
OCISIF581 27.6cm 10 7/8"
CTN QTY 12



FOOTED PLATE
OCISIF101 26.1cm 10 1/4"
CTN QTY 12



FOOTED PLATE
SHISIF91 23.4cm 9 1/4"
CTN QTY 12




PLATE
SHISIP81 21cm 8 1/4"
CTN QTY 12



PLATE
SHISIP651 17cm 6 5/8"
CTN QTY 12



DEEP COUPE PLATE
SHISID271 28.1cm 11"
H: 3.7cm
CTN QTY 12



FOOTED PLATE
OCISIF91 23.4cm 9 1/4"
CTN QTY 12



PLATE
OCISIP81 21cm 8 1/4"
CTN QTY 12



PLATE
OCISIP651 17cm 6 5/8"
CTN QTY 12



DEEP COUPE PLATE
OCISID271 28.1cm 11"
H: 3.7cm
CTN QTY 12



DEEP COUPE PLATE
SHISID251 25.5cm 10"
H: 3.5cm
CTN QTY 12



WIDE RIM BOWL
SHISIWBL1 28cm 11"
46.8cl 16.5oz
CTN QTY 12




WIDE RIM BOWL
SHISIWBM1 24cm 9 1/2"
28.4cl 10oz
CTN QTY 12



DEEP COUPE PLATE
OCISID251 25.5cm 10"
H: 3.5cm
CTN QTY 12



WIDE RIM BOWL
OCISIWBL1 28cm 11"
46.8cl 16.5oz
CTN QTY 12



WIDE RIM BOWL
OCISIWBM1 24cm 9 1/2"
28.4cl 10oz
CTN QTY 12



See Churchill Isla glass
on page 410 - 411

CF Items with a fully glazed foot



Covered by Churchill 5 Year Edge Chip Warranty



Covered by Churchill 5 Year Edge Chip Warranty

CF Items with a fully glazed foot

CHURCHILL® super vitrified

BAMBOO

Inspired by Nature

Taking inspiration from nature, Bamboo has a sculptural grace which balances design with performance. The raised embossed design is influenced by the natural flowing form of bamboo. Available in a comprehensive collection of items, perfect for all manner of hospitality settings, including large scale catering.



PRESENTATION PLATE
WHBALP121 30.5cm 12"
CTN QTY 12



WIDE RIM PLATE
WHBALW111 30.5cm 12"
CTN QTY 12



WIDE RIM PLATE
WHBALW581 27.2cm 10 3/4"
CTN QTY 12



FOOTED PLATE
WHBALF111 30.5cm 12"
CTN QTY 12



FOOTED PLATE
WHBALF581 27.6cm 10 7/8"
CTN QTY 12



FOOTED PLATE
WHBALF101 26.1cm 10 1/4"
CTN QTY 12



FOOTED PLATE
WHBALF9 1 23.4cm 9 1/4"
CTN QTY 12



PLATE
WHBALP111 30.5cm 12"
CTN QTY 12



PLATE
WHBALP581 27.6cm 10 7/8"
CTN QTY 12



PLATE
WHBALP101 26.1cm 10 1/4"
CTN QTY 12



PLATE
WHBALP9 1 23.4cm 9 1/4"
CTN QTY 12



PLATE
WHBALP8 1 21cm 8 1/4"
CTN QTY 12



PLATE
WHBALP651 17cm 6 5/8"
CTN QTY 12



TOPAZ BLUE
DEEP COUPE PLATE
RKTBLD271 28.1cm 11"
H: 3.7cm
CTN QTY 12



QUARTZ BLACK
DEEP COUPE PLATE
RKBQLD271 28.1cm 11"
H: 3.7cm
CTN QTY 12



DEEP COUPE PLATE
WHBALD271 28.1cm 11"
H: 3.7cm
CTN QTY 12



Covered by Churchill 5 Year Edge Chip Warranty

CF Items with a fully glazed foot

BAMBOO • CHURCHILL SUPER VITRIFIED 275

CHURCHILL[®] super vitrified BAMBOO



DEEP COUPE PLATE
WHBALD251 25.5cm 10"
H: 3.5cm
CTN QTY 12



CHEFS' WALLED PLATE
WHBALW261 26cm 10½"
H: 2cm
CTN QTY 6



CHEFS' WALLED PLATE
WHBALW211 21cm 8¼"
H: 2cm
CTN QTY 6



WIDE RIM BOWL
WHBALWBL1 28cm 11"
46.8cl 16.5oz
CTN QTY 12



WIDE RIM BOWL
WHBALWBM1 24cm 9½"
28.4cl 10oz
CTN QTY 12



PASTA BOWL
WHBALRPP1 30.8cm 12½"
59.6cl 21oz
CTN QTY 12



RIMMED BOWL
WHBALRSB1 24.9cm 9¾"
50cl 17.5oz
CTN QTY 12



OATMEAL BOWL
WHBALPOB1 17cm 6¾"
25.5cl 9oz
CTN QTY 12



TRIANGLE
SHALLOW BOWL
WHBALB271 27.2 x 26.7cm
10¾" x 10½" 78cl 27oz
CTN QTY 12



TRIANGLE
SHALLOW BOWL
WHBALB231 21 x 21cm
8¼" x 8¼" 41cl 14oz
CTN QTY 12



OBLONG PLATE
WHBALO111 29.5 x 15cm
11¾" x 5½"
CTN QTY 12



SQUARE PLATE
WHBAL1111 25.5cm 10"
CTN QTY 12



SQUARE PLATE
WHBALS9 1 22cm 8½"
CTN QTY 12
WHBALS7 1 17cm 6½"
CTN QTY 12



OVAL PLATE
WHBALO141 34.6 x 26.3 x 5cm
13½" x 9" x 2"
CTN QTY 12



OVAL PLATE
WHBALO121 29 x 22.7 x 3.8cm
11½" x 9" x 1½"
CTN QTY 12



OVAL PLATE
WHBALO101 25 x 19.4 x 3.2cm
9½" x 7½" x 1¼"
CTN QTY 12



OVAL PLATE
WHBALO8 1 19.5 x 15 x 2.5cm
7¾" x 6" x 1"
CTN QTY 12



RIMMED OVAL DISH
WHBALR131 33cm 13"
CTN QTY 6



RIMMED OVAL DISH
WHBALR111 28cm 11"
CTN QTY 6



STACKING BOWL
WHBALB141 36cl 12.6oz
H: 5.5cm Dia: 11.5cm
CTN QTY 6



STACKING BOWL
WHBALB101 28cl 10oz
H: 4.5cm Dia: 11.5cm
CTN QTY 6



HANDLED
STACKING BOWL
WHBALH141 36cl 12.6oz
H: 5.5cm Dia: 11.5cm
CTN QTY 6



BOWL STAND
WHBALS6 1 15.2cm 6"
CTN QTY 12
(Fits WHBALB141,
WHBALB101, WHBALH141)



SNACK BOWL
WHBALS141 13cm 5¼"
40cl 14oz
CTN QTY 12



SHALLOW BOWL
WHBALS891 13cm 5¼"
26cl 9oz
CTN QTY 12



SHALLOW BOWL
WHBALS861 11.6cm 4¾"
20cl 7oz
CTN QTY 12



CHIP MUG
WHBALSCM1 10cm 3¾"
29cl 11oz
CTN QTY 12



DEEP BOWL
WHBALSD1 10.2cm 4"
24cl 8.4oz
CTN QTY 12



DIP POT
WHBALSD41 8.5cm 3¾"
11cl 4oz
CTN QTY 12



DIP POT
WHBALS21 7cm 2¾"
6cl 2oz
CTN QTY 12



RICE BOWL
WHBALB451 11.5cm 4½"
28cl 10oz
CTN QTY 12
(Fits WHBALSM 1)



STACKING CUP
WHBALS81 22cl 8oz
H: 7cm Dia: 8.5cm
CTN QTY 12



Due to the nature of the once fired manufacturing process, the Envisage collection has a polished biscuit foot. Look for this Logo to signify a once fired piece

ENVISAGE[®]
COLLECTION

CHURCHILL[®] super vitrified BAMBOO



STACKING CUP ↗
WHBALC281 28cl 10oz
 H: 6.5cm Dia: 10cm
 CTN QTY 12 🍪



STACKING CUP ↗
WHBALC201 20cl 7oz
 H: 5.5cm Dia: 9cm
 CTN QTY 12 🍪



COFFEE CUP ↗
WHBAL121 34cl 12oz
 H: 7cm Dia: 10.5cm
 CTN QTY 12 🍪



TEA CUP ↗
WHBAL78 1 22cl 8oz
 H: 6.5cm Dia: 9.5cm
 CTN QTY 12 🍪



SAUCER
WHBALSM 1 15cm 5 7/8"
 CTN QTY 12 🍪
 (Fits WHBALSC81,
 WHBALC281, WHBALC201,
 WHBALC161, WHBAL121,
 WHBAL78 1)



STACKING CUP ↗
WHBALSC31 9cl 3oz
 H: 5.3cm Dia: 6cm
 CTN QTY 12 🍪



ESPRESSO CUP ↗
WHBALES 1 11cl 3.5oz
 H: 5.8cm Dia: 6.4cm
 CTN QTY 12 🍪



SAUCER
WHBALSS 1 12.8cm 5"
 CTN QTY 12 🍪
 (Fits WHBALSC31,
 WHBALC9 1, WHBALES 1)



MUG
WHBALM121 34cl 12oz
 H: 11cm Dia: 8cm
 CTN QTY 12 🍪



BEVERAGE POT
WHBALB301 85.2cl 30oz
 H: 15cm
 CTN QTY 4
 REPLACEMENT LID
WH RL301
 CTN QTY 6



BEVERAGE POT
WHBALB151 42.6cl 15oz
 H: 10.5cm
 CTN QTY 4
 REPLACEMENT LID
WH RL151
 CTN QTY 6



JUG
WHBALJ8 1 22.7cl 8oz
 H: 8.5cm
 CTN QTY 4



JUG
WHBALJ4 1 11.4cl 4oz
 H: 7cm
 CTN QTY 4



JUG
WHBALJ2 1 5.6cl 2oz
 H: 5cm
 CTN QTY 12



OPEN SUGAR BOWL ↗
WHBALSGR1 22.7cl 8oz
 H: 6.2cm Dia: 9.8cm
 CTN QTY 12 🍪



OPTIONAL LID (plain)
WH SSLD1
 CTN QTY 12



SALT
WHBALSA 1 7cm
 2 1/2"
 CTN QTY 12
 PEPPER
WHBALPE 1 7cm 2 1/2"
 CTN QTY 12



See Churchill Bamboo
 cutlery on page 428 - 429



CHURCHILL® super vitrified

BAMBOO SPINWASH

Inspired by Nature

The naturally inspired Bamboo embossment is enhanced with hand applied colour. Versatile tones that complement both premium and casual dining settings, each piece is unique.



Alpine



PRESENTATION PLATE
ALBALP121 30.5cm 12"
CTN QTY 12



FOOTED PLATE
ALBALF111 30.5cm 12"
CTN QTY 12



FOOTED PLATE
ALBALF581 27.6cm 10 7/8"
CTN QTY 12



FOOTED PLATE
ALBALF101 26.1cm 10 1/4"
CTN QTY 12



FOOTED PLATE
ALBALF91 23.4cm 9 1/8"
CTN QTY 12



PLATE
ALBALP81 21cm 8 1/4"
CTN QTY 12



PLATE
ALBALP651 17cm 6 5/8"
CTN QTY 12



WIDE RIM BOWL
ALBALWB1 28cm 11"
46.8cl 16.5oz
CTN QTY 12



WIDE RIM BOWL
ALBALWB1 24cm 9 1/2"
28.4cl 10oz
CTN QTY 12



DEEP COUPE PLATE
ALBALD271 28.1cm 11"
H: 3.7cm
CTN QTY 12



DEEP COUPE PLATE
ALBALD251 25.5cm 10"
H: 3.5cm
CTN QTY 12



Covered by Churchill 5 Year Edge Chip Warranty

CF Items with a fully glazed foot

BAMBOO SPINWASH

Dusk

BAMBOO SPINWASH

Mist



PRESENTATION PLATE
DUBALP121 30.5cm 12"
CTN QTY 12



FOOTED PLATE
DUBALF111 30.5cm 12"
CTN QTY 12



FOOTED PLATE
DUBALF581 27.6cm 10 7/8"
CTN QTY 12



FOOTED PLATE
DUBALF101 26.1cm 10 1/4"
CTN QTY 12



PRESENTATION PLATE
MBBALP121 30.5cm 12"
CTN QTY 12



FOOTED PLATE
MBBALF111 30.5cm 12"
CTN QTY 12



FOOTED PLATE
MBBALF581 27.6cm 10 7/8"
CTN QTY 12



FOOTED PLATE
MBBALF101 26.1cm 10 1/4"
CTN QTY 12



FOOTED PLATE
DUBALF91 23.4cm 9 1/2"
CTN QTY 12



PLATE
DUBALP81 21cm 8 1/4"
CTN QTY 12



PLATE
DUBALP51 17cm 6 5/8"
CTN QTY 12



WIDE RIM BOWL
DUBALW81 28cm 11"
46.8cl 16.5oz
CTN QTY 12



FOOTED PLATE
MBBALF91 23.4cm 9 1/2"
CTN QTY 12



PLATE
MBBALP81 21cm 8 1/4"
CTN QTY 12



PLATE
MBBALP51 17cm 6 5/8"
CTN QTY 12



WIDE RIM BOWL
MBBALW81 28cm 11"
46.8cl 16.5oz
CTN QTY 12



WIDE RIM BOWL
DUBALW81 24cm 9 1/2"
28.4cl 10oz
CTN QTY 12



DEEP COUPE PLATE
DUBALD271 28.1cm 11"
H: 3.7cm
CTN QTY 12



DEEP COUPE PLATE
DUBALD251 25.5cm 10"
H: 3.5cm
CTN QTY 12



WIDE RIM BOWL
MBBALW81 24cm 9 1/2"
28.4cl 10oz
CTN QTY 12



DEEP COUPE PLATE
MBBALD271 28.1cm 11"
H: 3.7cm
CTN QTY 12



DEEP COUPE PLATE
MBBALD251 25.5cm 10"
H: 3.5cm
CTN QTY 12



See Churchill Bamboo glass on page 412 - 413



PROFILE

Functional & Stylish

Profile flatware has an enhanced face profile with a defined rim to showcase the food at its very best. The slim and defined rolled edge ensures excellent durability. The plates and rimmed bowls are all streamlined up to 20% lighter than Classic plates making them an easy to handle solution.



PLATE
WH VP111 30.5cm 12"
CTN QTY 12



PLATE
WH VP581 27.6cm 10 7/8"
CTN QTY 12



PLATE
WH VP101 26.1cm 10 1/4"
CTN QTY 12



PLATE
WH VP9 1 23.4cm 9 1/8"
CTN QTY 12



PLATE
WH VP8 1 21cm 8 1/4"
CTN QTY 12



PLATE
WH VP651 17cm 6 5/8"
CTN QTY 12



DEEP COUPE PLATE
WH PD271 28.1cm 11"
H: 3.7cm
CTN QTY 12



DEEP COUPE PLATE
WH PD251 25.5cm 10"
H: 3.5cm
CTN QTY 12



DEEP COUPE PLATE
WH PD221 22.5cm 8 7/8"
H: 2.7cm
CTN QTY 12



OVAL PLATE
WH OR141 34.6 x 26.3 x 5cm
13 5/8" x 9" x 2"
CTN QTY 12



OVAL PLATE
WH OR121 29 x 22.7 x 3.8cm
11 1/2" x 9" x 1 1/2"
CTN QTY 12



OVAL PLATE
WH OR8 1 19.5 x 15 x 2.5cm
7 3/4" x 5 7/8" x 1"
CTN QTY 12



PASTA BOWL
WH VPPB1 30.9cm 12 1/4"
87.5cl 30.5oz
CTN QTY 12



RIMMED BOWL
WH VRSB1 24.9cm 9 3/4"
50cl 17.5oz
CTN QTY 12



OATMEAL BOWL
WH VPOB1 17cm 6 5/8"
25.5cl 9oz
CTN QTY 12



WIDE RIM BOWL
WH VWB1 28cm 11"
46.8cl 16.5oz
CTN QTY 12



CHURCHILL[®] super vitrified PROFILE



WIDE RIM BOWL
WH VWBM1 24cm 9½"
28.4cl 10oz
CTN QTY 12



NOODLE BOWL
WH NDBL1 107.5cl 37.8oz
H: 8cm Dia: 18.3cm
CTN QTY 6



DEEP BOWL
WH DPBW1 77cl 26oz
H: 7cm Dia: 15.5cm
CTN QTY 6



STACKING BOWL
WH VB141 36cl 12.6oz
H: 5.5cm Dia: 11.5cm
CTN QTY 6



STACKING BOWL
WH VB101 28cl 10oz
H: 4.5cm Dia: 11.5cm
CTN QTY 6
(Fits WH FS6 1)



**HANDLED
STACKING BOWL**
WH VH141 36cl 12.6oz
H: 5.5cm Dia: 11.5cm
CTN QTY 6
(Fits WH FS6 1)



BOWL STAND
WH FS6 1 15.2cm 6"
CTN QTY 24
(Fits WH VB141, WH VB101
& WH VH141)



STACKING CUP
WH VSC81 22cl 8oz
H: 7cm Dia: 8.5cm
CTN QTY 12



STACKING CUP
WH VC281 28cl 10oz
H: 6.5cm Dia: 10cm
CTN QTY 12



STACKING CUP
WH VC201 20cl 7oz
H: 5.5cm Dia: 9cm
CTN QTY 12



COFFEE CUP
WH VT121 34cl 12oz
H: 7cm Dia: 10.5cm
CTN QTY 12



TEACUP
WH VT8 1 22cl 8oz
H: 6.5cm Dia: 9.5cm
CTN QTY 12



SAUCER
WH VSM 1 15cm 5¾"
CTN QTY 12
(Fits WH VC281, WH VC201,
WH VSC81, WH VT121 &
WH VT8 1)



STACKING CUP
WH VSC31 9cl 3oz
H: 5.3cm Dia: 6cm
CTN QTY 12



ESPRESSO CUP
WH VE3 1 11cl 3.9oz
H: 5.8cm Dia: 6.4cm
CTN QTY 12



SAUCER
WH VSS 1 12.8cm 5"
CTN QTY 12
(Fits WH VSC31 & WH VE3 1)



MUG
WH VM121 34cl 12oz
H: 11cm Dia: 8cm
CTN QTY 12



BEVERAGE POT
WH SB301 85.2cl 30oz
H: 15cm
CTN QTY 4
REPLACEMENT LID
WH RL301
CTN QTY 6



BEVERAGE POT
WH SB151 42.6cl 15oz
H: 10.5cm
CTN QTY 4
REPLACEMENT LID
WH RL151
CTN QTY 6



ELEGANT TEAPOT
WH EB151 42.6cl 15oz
H: 11.5cm
CTN QTY 4
REPLACEMENT LID
WH ISL15 1
CTN QTY 6



**STAINLESS STEEL
TEA FILTER**
SS TF 1 H: 7.2cm 2¾"
D: 6cm 2¼"
CTN QTY 4
(Fits WH EB151)



JUG
WH SJ8 1 22.7cl 8oz
H: 8.5cm
CTN QTY 4



JUG
WH SJ4 1 11.4cl 4oz
H: 7cm
CTN QTY 4



JUG
WH SJ2 1 5.6cl 2oz
H: 5cm
CTN QTY 12



OPEN SUGAR BOWL
WH SSGR1 22.7cl 8oz
H: 6.2cm Dia: 9.8cm
CTN QTY 12



OPTIONAL LID
WH SSLD1
CTN QTY 12



BUTTER BLOCK
WH CBB 1 6cm 2¼"
2.8cl 1oz
CTN QTY 12



**SUGAR SACHET
HOLDER**
WH SH 1 11.7 x 7.3cm
4¾" x 2¾"
CTN QTY 6



**SALT
PEPPER**
WH SSA 1 7cm 2½"
CTN QTY 12
WH SPE 1 7cm 2½"
CTN QTY 12



BUDVASE
WH SBV 1 12.5cm 5"
CTN QTY 6



See Churchill Profile
cutlery on page 440 - 441



NEW COLLECTION

CHURCHILL® super vitrified

OPAL

Natural Lines, Timeless Shapes

Price shown is price per piece

Introducing Opal, a collection of contemporary shapes inspired by the organic lines of nature. Available in oblong plates and bowls, the subtle and timeless shape lends itself to the presentation of fresh and seasonal dishes.



NEW SHAPE



OPAL ORGANIC BOWL
WH OBO91 25cm 9 7/8"
 H: 6cm 80cl 28oz
 CTN QTY 12

NEW SHAPE



OPAL ORGANIC BOWL
WH OBO71 20cm 7 7/8"
 H: 5.3cm 34cl 12oz
 CTN QTY 12

NEW SHAPE



OPAL ORGANIC OBLONG
WH OO351 35 x 18.5cm
 13 3/4 x 7 1/2"
 CTN QTY 6

NEW SHAPE



OPAL ORGANIC OBLONG
WH OO301 30 x 15cm
 11 1/4 x 5 7/8"
 CTN QTY 12

NEW SHAPE



OPAL ORGANIC OBLONG
WH OO261 26 x 15cm
 10 1/4" x 5 7/8"
 CTN QTY 12

NEW SHAPE



OPAL ORGANIC OBLONG
WH OO221 22 x 13cm
 8 3/4 x 5 1/8"
 CTN QTY 12



CHURCHILL® super vitrified

TRACE & EVOLVE

Organic, Versatile & Stylishly Simple

Stylish and simple, organic Trace shapes create a beautifully simplistic canvas for fresh food presentation. Evolve is a versatile range of coupe shapes, the soft rimless profile is perfect for classic or contemporary plating.



TRACE



ORGANIC ROUND PLATE
WH OG111 28.6cm 11 1/4"
CTN QTY 12
WH OG101 26.4cm 10 3/8"
CTN QTY 12



ORGANIC ROUND PLATE
WH OG81 21cm 8 1/4"
CTN QTY 12



ORGANIC ROUND PLATE
WH OG71 18.6cm 7 1/2"
CTN QTY 12



ORGANIC ROUND BOWL
WH OGB11 25.3cm 9 7/8"
110cl 38oz
CTN QTY 12

EVOLVE



COUPE PLATE
WH EV121 32.4cm 12 3/4"
CTN QTY 6



COUPE PLATE
WH EV111 28.8cm 11 1/2"
CTN QTY 12



COUPE PLATE
WH EV581 27.5cm 10 3/4"
CTN QTY 12



COUPE PLATE
WH EV101 26cm 10 1/4"
CTN QTY 12



COUPE PLATE
WH EVP91 23.2cm 9 1/4"
CTN QTY 12



COUPE PLATE
WH EVP81 21.7cm 8 5/8"
CTN QTY 12



COUPE PLATE
WH EVP61 16.5cm 6 1/2"
CTN QTY 12



COUPE BOWL
WH PLC21 31cm 12"
240cl 84.5oz
CTN QTY 6



COUPE BOWL
WH EVB91 24.8cm 9 3/4"
113.6cl 40oz
CTN QTY 12



COUPE BOWL
WH EVB71 18.2cm 7 1/4"
42.6cl 15oz
CTN QTY 12



DEEP COUPE BOWL
WH EB221 22.2cm 8 3/4"
H: 6.5cm 110cl 39oz
CTN QTY 6



DEEP COUPE BOWL
WH EB191 19.6cm 7 3/4"
H: 5.5cm 75cl 26oz
CTN QTY 6



Covered by Churchill 5 Year Edge Chip Warranty

CHURCHILL® super vitrified

CHEFS' PLATES

Innovation in Shape Design

A collection of innovative shapes, Churchill's Chefs' Plates add value to simplistic white tabletops. From soft, organic triangles to contemporary oblongs, the versatile collection is ideal for all manner of food presentation.



CHEFS' WALLED PLATE
WH WP281 27.5cm 10¾"
 H: 2cm
 CTN QTY 6



CHEFS' WALLED PLATE
WH WP261 26cm 10¼"
 H: 2cm
 CTN QTY 6



CHEFS' WALLED PLATE
WH WP211 21cm 8¼"
 H: 2cm
 CTN QTY 6



CHEFS' WALLED PLATE
WH WP161 15.7cm 6¼"
 H: 2cm
 CTN QTY 6



CHEFS' TRIANGLE WALLED PLATE
WH WT271 26cm 10¼"
 H: 2cm
 CTN QTY 6



CHEFS' TRIANGLE WALLED PLATE
WH WT211 20cm 7¾"
 H: 2cm
 CTN QTY 6



CHEFS' WALLED OBLONG PLATE
WH WO341 35 x 18.5cm
 13¾" x 7¼" H: 2cm
 CTN QTY 6



CHEFS' WALLED OBLONG PLATE
WH WO291 30 x 15.4cm
 11¾" x 6" H: 2cm
 CTN QTY 6



CHEFS' TRIANGLE PLATE
WH TC361 35.6 x 25 cm
 14" x 9¾"
 CTN QTY 6



CHEFS' TRIANGLE PLATE
WH TC351 35.5 x 18.8cm
 13¾" x 7½"
 CTN QTY 6



CHEFS' TRIANGLE PLATE
WH TC301 30.4 x 20.5cm
 12" x 8"
 CTN QTY 6



CHEFS' TRIANGLE PLATE
WH TC261 26.5 x 20.5cm
 10½" x 8"
 CTN QTY 12




CHEFS' TRIANGLE PLATE
WH TC201 20 x 15 cm
 7¾" x 5¾"
 CTN QTY 12



TRIANGLE SHALLOW BOWL
WH TB271 27.2 x 26.7cm
 10¾" x 10½"
 CTN QTY 12



TRIANGLE SHALLOW BOWL
WH TB231 21 x 21cm
 8¼" x 8¼"
 CTN QTY 12



Shapes also available in Stonecast (From page 58), Studio Prints (From page 158) and Inked (From page 208)



Covered by Churchill 5 Year Edge Chip Warranty

CHURCHILL® super vitrified CHEFS' PLATES



CHEFS' GEO PLATE
WH GE351 35 x 18.5cm
13½" x 7¼"
CTN QTY 6



CHEFS' GEO PLATE
WH GE301 30 x 15.5cm
11½" x 6¼"
CTN QTY 12



CHEFS' OBLONG
PLATE No.9
WH XP141 34.4 x 23.4cm
13½" x 9¼"
CTN QTY 6



CHEFS' OBLONG
PLATE No. 8
WH OBL41 30 x 19.9cm
12" x 7⅞"
CTN QTY 6



CHEFS' OBLONG
PLATE No. 7
WH OBL31 26.1 x 20.2cm
10¼" x 8"
CTN QTY 12



CHEFS' OBLONG
PLATE No. 6
WH OBL21 23.7 x 15.7cm
9¼" x 6¼"
CTN QTY 12



CHEFS' OBLONG
PLATE No. 5
WH OBL11 15.4 x 12.6cm
6" x 5"
CTN QTY 12



CHEFS' OBLONG
PLATTER No.4
WH XO141 35.5 x 18.9cm
13¾" x 7½"
CTN QTY 6



CHEFS' OBLONG
PLATTER No.3
WH XO111 29.8 x 15.3cm
11¾" x 6"
CTN QTY 12



CHEFS' OBLONG
PLATE No. 2
WH XO101 26.9 x 12.7cm
10⅝" x 5"
CTN QTY 12




CHEFS' OBLONG
PLATE No. 1
WH XO71 20 x 12.1cm
7⅞" x 4¾"
CTN QTY 12




CHEFS' OVAL PLATE
WH OV351 34.7 x 17.3 cm
13⅝" x 6¾"
CTN QTY 6




CHEFS' OVAL PLATE
WH OV301 29.9 x 15 cm
11¾" x 5⅞"
CTN QTY 12



TASTING TRAY
WH OF331 32.3 x 10.5cm
12¾" x 4¼"
CTN QTY 6



TASTING TRAY
WH OF301 29.5 x 8.8cm
11½" x 3⅝"
CTN QTY 6



TASTING TRAY
WH OF231 24.7 x 8.8cm
9¾" x 3⅝"
CTN QTY 6



ORGANIC
WALLED PLATE
WH OW261 25cm 10"
H: 2cm
CTN QTY 6



ORGANIC
WALLED PLATE
WH OW211 21cm 8¼"
H: 2cm
CTN QTY 6



ORGANIC
WALLED BOWL
WH WOB21 23cm 9"
H: 4.5cm 118cl 42oz
CTN QTY 6



ORGANIC
WALLED BOWL
WH WOB11 20cm 7⅞"
H: 4.5cm 87cl 31oz
CTN QTY 6



⊕ Covered by Churchill 5 Year Edge Chip Warranty

Due to the nature of the once fired manufacturing process, the Envisage collection has a polished biscuit foot. Look for this Logo ⊕ to signify a once fired piece

ENVISAGE
COLLECTION

CHURCHILL[®] super vitrified X SQUARED+ & X SQUARED

Style & Impact

The versatile squares and oblongs within the X Squared ranges are ideal for a contemporary modular look. X Squared features soft edges, while the modern lines of X Squared+ are more angular. The collections are perfect space saving solutions for serving mains, starters, desserts and sharing plates.



X SQUARED+



DEEP SQUARE PLATE
WH DS101 26.8cm 10½"
CTN QTY 6



OBLONG PLATE
WH OP141 34.5 x 18.5cm
13½" x 7¼"
CTN QTY 6



OBLONG PLATE
WH OP111 29.5 x 14cm
11¾" x 5½"
CTN QTY 12



OBLONG PLATE
WH OP8 1 19.5 x 10.3cm
7¾" x 4"
CTN QTY 12

X SQUARED



SQUARE PLATE
WH SP121 29.3cm 11½"
CTN QTY 12



SQUARE PLATE
WH SP111 25.2cm 10"
CTN QTY 12



SQUARE PLATE
WH SP9 1 21.5cm 8½"
CTN QTY 12



SQUARE PLATE
WH SP7 1 17cm 6½"
CTN QTY 12



SQUARE BOWL
WH SQ101 23.5cm 9¼"
127.9cl 45oz
CTN QTY 12



SQUARE BOWL
WH SQ9 1 20.7cm 8"
93.8cl 33oz
CTN QTY 12



SQUARE BOWL
WH SQ7 1 17.5cm 7"
56.8cl 20oz
CTN QTY 12



CHURCHILL® super vitrified

ORB & ORBIT

Contemporary Curves & Striking Soft Ovals

The contemporary angular designs of Orb and Orbit enhance the classic oval shape and add interest to simplistic white tableware. Orb features an angular tilt, while Orbit is a symmetrical scooped shape, both designs provide simplistic platforms for a variety of food styles.



ORB



OVAL PLATE
WH OR141 34.6 x 26.3 x 5cm
13 5/8" x 9" x 2"
CTN QTY 12



OVAL PLATE
WH OR121 29 x 22.7 x 3.8cm
11 1/2" x 9" x 1 1/2"
CTN QTY 12



OVAL PLATE
WH OR81 19.5 x 15 x 2.5cm
7 3/4" x 5 7/8" x 1"
CTN QTY 12

ORBIT



OVAL COUPE PLATE
WH OP121 31.7 x 25.5cm
12 1/2" x 10"
CTN QTY 12



OVAL COUPE PLATE
WH OP581 27 x 22.9cm
10 5/8" x 9"
CTN QTY 12



OVAL COUPE PLATE
WH OP91 23.8 x 20cm
9 1/2" x 7 3/4"
CTN QTY 12



OVAL COUPE PLATE
WH OP71 19.2 x 16cm
7 1/2" x 6 1/4"
CTN QTY 12



OVAL COUPE BOWL
WH OB101 25.5 x 21.2cm
10" x 8 1/4" 48cl 17oz
CTN QTY 12



OVAL BOWL
WH OB81 21 x 17cm
8" x 6 1/2" 48cl 17oz
CTN QTY 12



OVAL BOWL
WH OB71 18 x 14cm
7" x 5 1/2" 30cl 10.5oz
CTN QTY 12



Covered by Churchill 5 Year Edge Chip Warranty

LOTUS

Organic Presentation

Soft and organic triangle shapes across a range of pure white plates and bowls, ideal for serving all manner of dishes. Lotus offers innovation in shape design, adding value to the dining experience and elevating food presentation.



TRIANGLE PLATE
WH TR121 31.1cm 12¼"
CTN QTY 6



TRIANGLE PLATE
WH TR101 28.5cm 11¼"
CTN QTY 12



TRIANGLE PLATE
WH TR91 24.5cm 9½"
CTN QTY 12



TRIANGLE PLATE
WH TR71 20.3cm 8"
CTN QTY 12



TRIANGLE BOWL
WH TRB91 23.5cm 9¼"
60cl 21oz
CTN QTY 12



TRIANGLE BOWL
WH TRB71 18.5cm 7¼"
37cl 13oz
CTN QTY 12



TRIANGLE BOWL
WH TRB61 15.3cm 6"
26cl 9oz
CTN QTY 12



TRIANGLE SHALLOW BOWL
WH TB271 27.2 x 26.7cm
10¼" x 10½"
CTN QTY 12



TRIANGLE SHALLOW BOWL
WH TB231 21 x 21cm
8¼" x 8¼"
CTN QTY 12



CHEFS' TRIANGLE PLATE
WH TC361 35.6 x 25cm
14" x 9¾"
CTN QTY 6



CHEFS' TRIANGLE PLATE
WH TC351 35.5 x 18.8cm
13¾" x 7½"
CTN QTY 6




CHEFS' TRIANGLE PLATE
WH TC301 30.4 x 20.5cm
12" x 8"
CTN QTY 6



CHEFS' TRIANGLE PLATE
WH TC261 26.5 x 20.5cm
10¼" x 7¾"
CTN QTY 12



CHEFS' TRIANGLE PLATE
WH TC201 20 x 15 cm
7¾" x 5¾"
CTN QTY 12



CHURCHILL® super vitrified

MEDITERRANEAN

A Taste of Summer & Signature Style

In shapes inspired by South European cuisines, the Mediterranean range provides great flexibility for all manner of dishes, including salads, sides and tapas.



SALAD BOWL
WH SBL 1 25.2cm 9 7/8"
130.7cl 46oz
CTN QTY 12



SALAD BOWL
WH SBM 1 21.3cm 8 3/8"
80cl 28oz
CTN QTY 12



SALAD BOWL
WH SBS 1 17.2cm 6 3/4"
48.3cl 17oz
CTN QTY 12



UNHANDLED MINI JUG
WH MJ 1 9cl 3oz
H: 6cm
CTN QTY 24



UNHANDLED MINI JUG
WH MJ2 1 5.68cl 2oz
H: 5.5cm
CTN QTY 24




WHITE MEZZE DISH 
WH MZ7 1 13cm 5 1/8"
19.8cl 7oz
CTN QTY 12




ONYX MEZZE DISH 
BCBKMZ7 1 13cm 5 1/8"
19.8cl 7oz
CTN QTY 12



ONYX MEZZE DISH 
BCBKMZ4 1 11cm 4 3/8"
11.4cl 4oz
CTN QTY 12



 Covered by Churchill 5 Year Edge Chip Warranty

Due to the nature of the once fired manufacturing process, the Envisage collection has a polished biscuit foot. Look for this Logo  to signify a once fired piece

ENVISAGE®
COLLECTION

CHURCHILL® super vitrified

CLASSIC & NOVA

The original Classic collection features simple shapes, designed to perform in the most rigorous of hospitality environments. Nova is a range of plates and bowls in key sizes combining understated design with functionality and durability.

High Performance & A Blank Canvas



CLASSIC



CLASSIC PLATE
WH CP121 31.2cm 12 1/4"
CTN QTY 12



CLASSIC PLATE
WH CP111 28cm 11"
CTN QTY 12



CLASSIC PLATE
WH CP581 27.3cm 10 3/4"
CTN QTY 12



CLASSIC PLATE
WH CP101 25.4cm 10"
CTN QTY 24



CLASSIC PLATE
WH CP91 23cm 9"
CTN QTY 24



CLASSIC PLATE
WH CP81 20.3cm 8"
CTN QTY 24



CLASSIC PLATE
WH CP651 16.5cm 6 1/2"
CTN QTY 24



PASTA PLATE
WH RPP1 30cm 11 1/2"
71cl 25oz
CTN QTY 12



CLASSIC RIMMED SOUP
WH S91 23cm 9"
32.5cl 11.4oz
CTN QTY 24



OVAL RIMMED DISH
WH RD141 36.5 x 29.3cm
14 1/4" x 11 1/2"
CTN QTY 6

NOVA



NOVA PLATE
WH P11 28cm 11"
CTN QTY 12



NOVA PLATE
WH P10 25.4cm 10"
CTN QTY 24



NOVA PLATE
WH P9 23cm 9"
CTN QTY 24



NOVA PLATE
WH P8 20.3cm 8"
CTN QTY 24



NOVA PLATE
WH P7 17.8cm 7"
CTN QTY 24



NOVA PLATE
WH P6 15.2cm 6"
CTN QTY 24



PIZZA PLATE/PLATTER
WH PPP1 34cm 13 1/2"
CTN QTY 6



NOVA RIMMED SOUP
WH NS8 21cm 8 1/4"
49cl 17.2oz
CTN QTY 24



Covered by Churchill 5 Year Edge Chip Warranty

WHITE

Complement any Table Top with Pure White

This collection of White bowls, ovals and accessories provide a comprehensive choice of key shapes and sizes. All products perfectly co-ordinate with the other Churchill Super Vitrified ranges.



OVAL PLATE / PLATTER
WH D14 1 36cm 14¼"
CTN QTY 12



OVAL PLATE / PLATTER
WH D13 1 34cm 13¼"
CTN QTY 12



OVAL PLATE / PLATTER
WH D12 1 30.5cm 12"
CTN QTY 12



OVAL PLATE / PLATTER
WH D11 1 28cm 11"
CTN QTY 12



OVAL PLATE / PLATTER
WH D10 1 25.4cm 10"
CTN QTY 12



OVAL PLATE / PLATTER
WH D9 1 23cm 9"
CTN QTY 12



OVAL PLATE / PLATTER
WH D8 1 20.3cm 8"
CTN QTY 12



CLASSIC RIMMED SOUP
WH S9 1 23cm 9"
32.5cl 11.4oz
CTN QTY 24



NOVA RIMMED SOUP
WH NS8 1 21cm 8¼"
49cl 17.2oz
CTN QTY 24



RIMLESS FRUIT BOWL
WH F 1 12.7cm 5"
14cl 4.9oz
CTN QTY 24



OATMEAL BOWL
WH O 1 15.2cm 6"
36cl 12.7oz
CTN QTY 24



SERVING BOWL
WH SB8 1 21.4cm 8½"
137cl 48.2oz
CTN QTY 12



COUPE BOWL
WH C7 1 18.5cm 7¼"
54cl 19oz
CTN QTY 24



RICE BOWL
WH RB45 1 11.5cm 4½"
28cl 10oz
CTN QTY 24



SOUP BOWL
WH SB 1 13cm 5½"
54cl 19oz
CTN QTY 6



SOUP BOWL
WH SMB 1 12cm 4¾"
44cl 16oz
CTN QTY 6



Covered by Churchill 5 Year Edge Chip Warranty

Due to the nature of the once fired manufacturing process, the Envisage collection has a polished biscuit foot. Look for this Logo to signify a once fired piece

ENVISAGE®
COLLECTION

CHURCHILL® super vitrified WHITE



SOUP BOWL ↻
WH SSB 1 11cm 4 1/4"
28cl 10oz
CTN QTY 24 ⊕



CONSOMMÉ BOWL ↻
(without handles)
WH NSU 1 11.5cm 4 1/2"
40cl 14oz
CTN QTY 24 ⊕



CONSOMMÉ BOWL ↻
(without handles)
WH ASU 1 10.5cm 4 1/8"
28cl 10oz
CTN QTY 24 ⊕



CONSOMMÉ BOWL ↻
(with handles)
WH CSC 1 11.5cm 4 1/2"
40cl 14oz
CTN QTY 24 ⊕



CONSOMMÉ STAND
WH TSOL1 15cm 5 1/4"
CTN QTY 24 ⊕



SANDRINGHAM JUG/
CREAMER
WH JS1 1 56cl 20oz
H: 15cm
CTN QTY 4



SANDRINGHAM JUG/
CREAMER
WH JS501 28cl 10oz
H: 12cm
CTN QTY 4



SANDRINGHAM JUG/
CREAMER
WH JS251 14cl 5oz
H: 10cm
CTN QTY 4



GRAVY BOAT
WH GB 1 36.2cl 13oz
H: 10cm Dia: 16cm
CTN QTY 4



MINI SAUCE BOAT
WH MSB 1 11.2cl 4oz
H: 6.5cm Dia: 11cm
CTN QTY 6



GRAVY BOAT STAND
WH DB 1 20.3cm 8"
CTN QTY 12 ⊕



BUTTER PAD
WH BP 1 10cm 4"
CTN QTY 24



VINEGAR / OIL BOTTLE
WH VB 1 16cl 6oz
H: 13cm
CTN QTY 6



EGG CUP ↻
WH EC 1 4.8cm 1 7/8"
CTN QTY 24



SUGAR SACHET
HOLDER
WH SH 1 11.7 x 7.3cm
4 1/8" x 2 7/8"
CTN QTY 6



BUD VASE
WH BV 1 12.7cm 5"
CTN QTY 6



SANDRINGHAM /
NOVA SUGAR BOWL ↻
WH B35 1 9cm 3 1/2"
25.6cl 9oz
CTN QTY 12 ⊕



SUGAR BOWL LID ↻
WH LS 1 9cm 3 1/2"
CTN QTY 6
(bowl does not come
with lid as standard)



SANDRINGHAM
SALT & PEPPER
WH SS 1 8.4cm 3 1/4"
CTN QTY 12
WH PS 1 8.4cm 3 1/4"
CTN QTY 12



⊕ Covered by Churchill 5 Year Edge Chip Warranty

Due to the nature of the once fired manufacturing process, the Envisage collection has a polished biscuit foot. Look for this Logo ↻ to signify a once fired piece

ENVISAGE®
COLLECTION

CHURCHILL® super vitrified

BUCKINGHAM

Traditional Design

The distinctive Buckingham design has a timeless presence, featuring a decorative embossment on classical white, the design has a vintage charm. Combine Buckingham with other white collections for a simplistic look, or mix in some colour with Vintage Prints for a retro feel.



Featured with Sola Durban cutlery



BUCKINGHAM PLATE
W BP121 30.5cm 12"
 CTN QTY 12
W BP111 28cm 11"
 CTN QTY 12



BUCKINGHAM PLATE
W BP101 25.4cm 10"
 CTN QTY 24
W BP81 21.5cm 8½"
 CTN QTY 24



BUCKINGHAM PLATE
W BP651 16.5cm 6½"
 CTN QTY 24



OVAL PLATE/PLATTER
W BD121 30.5cm 12"
 CTN QTY 12
W BD101 25.4cm 10"
 CTN QTY 12



PASTA PLATE
W BPP1 28cm 11"
 62.5cl 22oz
 CTN QTY 12



RIMMED SOUP BOWL
W BS91 23cm 9"
 33cl 11.6oz
 CTN QTY 24



OATMEAL BOWL
W BO1 18cm 7"
 39cl 13.2oz
 CTN QTY 24



ELEGANT CONSOMMÉ BOWL
 (without handles)
W BESC1 14cm 5½"
 38.5cl 13.5oz
 CTN QTY 24



ELEGANT TEA CUP
W BCE1 21cl 7.5oz
 H: 7.4cm Dia: 8.2cm
 CTN QTY 24



STACKING TEA CUP
W BC1 21cl 7.5oz
 H: 6cm Dia: 8.5cm
 CTN QTY 24



TEA SAUCER
W BCTS1 15.2cm 6"
 CTN QTY 24
 (Fits W BESC1, W BCE1 & W BC1)



LARGE SAUCER
W BTS1 15.2cm 6"
 CTN QTY 24
 (Fits W BCE1 & W BC1)



MUG
W BM501 28cl 10oz
 H: 8cm Dia: 8.2cm
 CTN QTY 24



TEAPOT
W BT1 56cl 20oz
 H: 14cm
 CTN QTY 4
REPLACEMENT LID
W BLT11
 CTN QTY 6



JUG/CREAMER
W BJ501 28cl 10oz
 H: 12cm
 CTN QTY 4



Covered by Churchill 5 Year Edge Chip Warranty

Due to the nature of the once fired manufacturing process, the Envisage collection has a polished biscuit foot. Look for this Logo to signify a once fired piece

ENVISAGE
 COLLECTION

CHURCHILL® super vitrified

NOURISH

Versatility and Innovation

The Nourish collection features a range of bowls and dip pots decorated in artisan style glazes. A comprehensive range, Nourish is ideal for grazing, bowl foods and side dishes; the perfect accompaniment to fresh and local dishes from around the world.



Siena Brown



CONTOUR NOODLE BOWL
RBBRNDL1 18.3cm 7¼"
107.5cl 37.8oz H: 8cm
CTN QTY 6



CONTOUR DEEP BOWL
RBBRDPBW1 15.5cm 6"
77cl 26oz H: 7cm
CTN QTY 6



CONTOUR CHIP MUG →
RBBRSDCM1 10cm 3¾"
29cl 11oz H: 8cm
CTN QTY 12



CONTOUR DEEP BOWL →
RBBRSDDB1 10.2cm 4"
24cl 8.4oz H: 6cm
CTN QTY 12

Tokyo Black



CONTOUR NOODLE BOWL
RBBKNDL1 18.3cm 7¼"
107.5cl 37.8oz H: 8cm
CTN QTY 6



CONTOUR DEEP BOWL
RBBKDPBW1 15.5cm 6"
77cl 26oz H: 7cm
CTN QTY 6



CONTOUR CHIP MUG →
RBBKSDCM1 10cm 3¾"
29cl 11oz H: 8cm
CTN QTY 12



CONTOUR DEEP BOWL →
RBBKSDDB1 10.2cm 4"
24cl 8.4oz H: 6cm
CTN QTY 12



KOCHI SOUP BOWL →
RBBKKO161 13cm 5¼"
40cl 14oz H: 6.2cm
CTN QTY 12



KOCHI CHIP MUG →
RBBKKOCP1 9.5cm 3¾"
33cl 11.6oz H: 8.1cm
CTN QTY 12



KOCHI SHALLOW BOWL →
RBBKKO9 1 11.5cm 4½"
26cl 9oz H: 5cm
CTN QTY 12



KOCHI DIP POT →
RBBKKO4 1 8cm 3¼"
11cl 4oz H: 4.8cm
CTN QTY 12
RBBKKO2 1 6.9cm 2¾"
6cl 2oz H: 4cm
CTN QTY 12



KOCHI UNHANDLED CUP →
RBBKKC121 8.8cm 3½"
34cl 12oz H: 10.1cm
CTN QTY 12
(Fits MOVCCSS 1)



KOCHI UNHANDLED CUP →
RBBKKC101 8.5cm 3¼"
29cl 10oz H: 9cm
CTN QTY 12
(Fits MOVCCSS 1)



KOCHI UNHANDLED CUP →
RBBKKC081 8.2cm 3¼"
23cl 8oz H: 7.8cm
CTN QTY 12
(Fits MOVCCSS 1)



KOCHI UNHANDLED CUP →
RBBKKC041 6.5cm 2½"
11cl 4oz H: 7.3cm
CTN QTY 12
(Fits MOVCCSS 1)

Due to the nature of the once fired manufacturing process, the Envisage collection has a polished biscuit foot. Look for this Logo → to signify a once fired piece

ENVISAGE®
COLLECTION

CHURCHILL[®] super vitrified NOURISH

Tokyo Blue



KOCHI SOUP BOWL ↗
TKBLKO161 13cm 5/4"
40cl 14oz H: 6.2cm
CTN QTY 12



KOCHI CHIP MUG ↗
TKBLKOCPI 9.5cm 3/4"
33cl 11.6oz H: 8.1cm
CTN QTY 12



KOCHI SHALLOW BOWL ↗
TKBLKO91 11.5cm 4 1/2"
26cl 9oz H: 5cm
CTN QTY 12



KOCHI DIP POT ↗
TKBLKO41 8cm 3/8"
11cl 4oz H: 4.8cm
CTN QTY 12
TKBLKO21 6.9cm 2 3/4"
6cl 2oz H: 4cm
CTN QTY 12



KOCHI UNHANDLED CUP ↗
TKBLKC121 8.8cm 3 1/2"
34cl 12oz H: 10.1cm
CTN QTY 12
(Fits MOMBCSS 1)



KOCHI UNHANDLED CUP ↗
TKBLKC101 8.5cm 3/8"
29cl 10oz H: 9cm
CTN QTY 12
(Fits MOMBCSS 1)



KOCHI UNHANDLED CUP ↗
TKBLKC081 8.2cm 3/4"
23cl 8oz H: 7.8cm
CTN QTY 12
(Fits MOMBCSS 1)



KOCHI UNHANDLED CUP ↗
TKBLKC041 6.5cm 2 1/2"
11cl 4oz H: 7.3cm
CTN QTY 12
(Fits MOMBCSS 1)

Oslo Blue



CONTOUR NOODLE BOWL ↗
RBBLNDBL1 18.3cm 7 1/4"
107.5cl 37.8oz H: 8cm
CTN QTY 6



CONTOUR DEEP BOWL ↗
RBBLDPBW1 15.5cm
77cl 26oz H: 7cm
CTN QTY 6



CONTOUR SNACK BOWL ↗
RBBLBS141 13cm 5/4"
40cl 14oz H: 6.5cm
CTN QTY 12



CONTOUR SHALLOW BOWL ↗
RBBLBSB91 13cm 5/4"
26cl 9oz H: 4.5cm
CTN QTY 12



CONTOUR SHALLOW BOWL ↗
RBBLBSB61 11.6cm 4 5/8"
20cl 7oz H: 4cm
CTN QTY 12



CONTOUR CHIP MUG ↗
RBBLBSCM1 10cm 3/4"
29cl 11oz H: 8cm
CTN QTY 12



CONTOUR DEEP BOWL ↗
RBBLBSD11 10.2cm 4"
24cl 8.4oz H: 6cm
CTN QTY 12



CONTOUR DIP POT ↗
RBBLBSD41 8.5cm 3/8"
11cl 4oz H: 5cm
CTN QTY 12
RBBLBSD21 7cm 2 3/4"
6cl 2oz H: 4cm
CTN QTY 12

Seattle Grey



CONTOUR SNACK BOWL ↗
RBGYBS141 13cm 5/4"
40cl 14oz H: 6.5cm
CTN QTY 12



CONTOUR SHALLOW BOWL ↗
RBGYBSB91 13cm 5/4"
26cl 9oz H: 4.5cm
CTN QTY 12



CONTOUR SHALLOW BOWL ↗
RBGYBSB61 11.6cm 4 5/8"
20cl 7oz H: 4cm
CTN QTY 12



CONTOUR CHIP MUG ↗
RBGYBSCM1 10cm 3/4"
29cl 11oz H: 8cm
CTN QTY 12



CONTOUR DEEP BOWL ↗
RBGYBSD11 10.2cm 4"
24cl 8.4oz H: 6cm
CTN QTY 12



CONTOUR DIP POT ↗
RBGYBSD41 8.5cm 3/8"
11cl 4oz H: 5cm
CTN QTY 12



CONTOUR DIP POT ↗
RBGYBSD21 7cm 2 3/4"
6cl 2oz H: 4cm
CTN QTY 12

Andorra Green



CONTOUR SNACK BOWL ↗
RBGNBS141 13cm 5/4"
40cl 14oz H: 6.5cm
CTN QTY 12



CONTOUR SHALLOW BOWL ↗
RBGNBSB91 13cm 5/4"
26cl 9oz H: 4.5cm
CTN QTY 12



CONTOUR SHALLOW BOWL ↗
RBGNBSB61 11.6cm 4 5/8"
20cl 7oz H: 4cm
CTN QTY 12



CONTOUR CHIP MUG ↗
RBGNBSCM1 10cm 3/4"
29cl 11oz H: 8cm
CTN QTY 12



CONTOUR DEEP BOWL ↗
RBGNBSD11 10.2cm 4"
24cl 8.4oz H: 6cm
CTN QTY 12



CONTOUR DIP POT ↗
RBGNBSD41 8.5cm 3/8"
11cl 4oz H: 5cm
CTN QTY 12



CONTOUR DIP POT ↗
RBGNBSD21 7cm 2 3/4"
6cl 2oz H: 4cm
CTN QTY 12

Due to the nature of the once fired manufacturing process, the Envisage collection has a polished biscuit foot. Look for this Logo ↗ to signify a once fired piece

ENVISAGE[®]
COLLECTION

CHURCHILL[®] super vitrified NOURISH

Petra Sand



CONTOUR
SNACK BOWL →
RBSABS141 13cm 5/4"
40cl 14oz H: 6.5cm
CTN QTY 12



CONTOUR
SHALLOW BOWL →
RBSABS91 13cm 5/4"
26cl 9oz H: 4.5cm
CTN QTY 12



CONTOUR
SHALLOW BOWL →
RBSABS61 11.6cm 4 5/8"
20cl 7oz H: 4cm
CTN QTY 12



CONTOUR CHIP MUG →
RBSABSCM1 10cm 3 7/8"
29cl 11oz H: 8cm
CTN QTY 12



CONTOUR DEEP BOWL →
RBSABSD1 10.2cm 4"
24cl 8.4oz H: 6cm
CTN QTY 12



CONTOUR DIP POT →
RBSABSD41 8.5cm 3 3/8"
11cl 4oz H: 5cm
CTN QTY 12



CONTOUR DIP POT →
RBSABSD21 7cm 2 3/4"
6cl 2oz H: 4cm
CTN QTY 12

White



CONTOUR
SNACK BOWL →
WH B5141 13cm 5 1/4"
40cl 14oz H: 6.5cm
CTN QTY 12



CONTOUR
SHALLOW BOWL →
WH B5B91 13cm 5 1/4"
26cl 9oz H: 4.5cm
CTN QTY 12



CONTOUR
SHALLOW BOWL →
WH B5B61 11.6cm 4 5/8"
20cl 7oz H: 4cm
CTN QTY 12



CONTOUR CHIP MUG →
WH B5CM1 10cm 3 7/8"
29cl 11oz H: 8cm
CTN QTY 12



CONTOUR DEEP BOWL →
WH B5DB1 10.2cm 4"
24cl 8.4oz H: 6cm
CTN QTY 12



CONTOUR DIP POT →
WH B5D41 8.5cm 3 3/8"
11cl 4oz H: 5cm
CTN QTY 12



CONTOUR DIP POT →
WH B5D21 6cl 2oz
H: 4cm Dia: 7cm 2 3/4"
CTN QTY 12



LINEAR SOUP BOWL →
WH S5S1 12cm 3 1/4"
42.6cl 15oz H: 6.5cm
CTN QTY 12



LINEAR CHIP MUG →
WH S5CM1 8.7cm 3 1/2"
30cl 10.5oz H: 8.2cm
CTN QTY 12



LINEAR DEEP BOWL →
WH S5DB1 9cm 3 5/8"
23cl 8oz H: 6cm
CTN QTY 12



LINEAR DIP POT →
WH S5DP1 7.5cm 3"
11cl 4oz H: 5cm
CTN QTY 12



LINEAR SIDE DISH →
WH S5MD1 12cm 4 3/4"
17cl 6oz H: 3cm
CTN QTY 12



KOCHI SOUP BOWL →
WH K0161 13cm 5 1/4"
40cl 14oz H: 6.2cm
CTN QTY 12



KOCHI CHIP MUG →
WH K0CP1 9.5cm 3 3/4"
33cl 11.6oz H: 8.1cm
CTN QTY 12



KOCHI SHALLOW BOWL →
WH K091 11.5cm 4 1/2"
26cl 9oz H: 5cm
CTN QTY 12



KOCHI DIP POT →
WH K041 8cm 3 1/4"
11cl 4oz H: 4.8cm
CTN QTY 12



KOCHI DIP POT →
WH K021 6.9cm 2 3/4"
6cl 2oz H: 4cm
CTN QTY 12



KOCHI
UNHANDLED CUP →
WH K0121 8.8cm 3 1/2"
34cl 12oz H: 10.1cm
CTN QTY 12
(Fits WH CSS 1)



KOCHI
UNHANDLED CUP →
WH K0101 8.5cm 3 1/2"
29cl 10oz H: 9cm
CTN QTY 12
(Fits WH CSS 1)



KOCHI
UNHANDLED CUP →
WH K0081 8.2cm 3 1/4"
23cl 8oz H: 7.8cm
CTN QTY 12
(Fits WH CSS 1)



KOCHI
UNHANDLED CUP →
WH K0041 6.5cm 2 1/2"
11cl 4oz H: 7.3cm
CTN QTY 12
(Fits WH CSS 1)

Due to the nature of the once fired manufacturing process, the Envisage collection has a polished biscuit foot. Look for this Logo → to signify a once fired piece

ENVISAGE[®]
COLLECTION

BIT ON THE SIDE

Versatility and Innovation

Innovative shapes and reactive glazes enhance the presentation of side dishes, bowl foods and sharing plates. The versatile shapes are designed to work alongside a variety of other Churchill tableware and wood items.



Featured with Churchill Cooper cutlery



CHIP MUGS



RIPPLE WHITE CHIP MUG ↗
WH RPCM1 9.5 x 8.3cm
 3 3/4" x 3 1/4" 28cl 10oz
 CTN QTY 12



RIPPLE CINNAMON CHIP MUG ↗
BCBRRPCM1 9.5 x 8.3cm
 3 3/4" x 3 1/4" 28cl 10oz
 CTN QTY 12



RIPPLE SAPPHIRE CHIP MUG ↗
BCBLRPCM1 9.5 x 8.3cm
 3 3/4" x 3 1/4" 28cl 10oz
 CTN QTY 12

DIP POTS



RIPPLE WHITE DIP POT ↗
WH RPD41 7 x 6.2cm
 2 7/8" x 2 1/2" 11cl 4oz
 CTN QTY 12
WH RPD21 5.9 x 5cm
 2 3/8" x 2" 5.7cl 2oz
 CTN QTY 12



RIPPLE CINNAMON DIP POT ↗
BCBRRPD41 7 x 6.2cm
 2 7/8" x 2 1/2" 11cl 4oz
 CTN QTY 12
BCBRRPD21 5.9 x 5cm
 2 3/8" x 2" 5.7cl 2oz
 CTN QTY 12



RIPPLE SAPPHIRE DIP POT ↗
BCBLRPD41 7 x 6.2cm
 2 7/8" x 2 1/2" 11cl 4oz
 CTN QTY 12
BCBLRPD21 5.9 x 5cm
 2 3/8" x 2" 5.7cl 2oz
 CTN QTY 12



SQUARE DIP POT ↗
WH BODP1 5.5cm 2 1/4"
 5.7cl 2oz
 CTN QTY 24

RIPPLE BOWLS



RIPPLE WHITE BOWL ↗
WH SBRP1 13 x 7.4cm
 5 1/8" x 2 7/8" 56cl 19.7oz
 CTN QTY 6



RIPPLE CINNAMON BOWL ↗
BCBRSBRP1 13 x 7.4cm
 5 1/8" x 2 7/8" 56cl 19.7oz
 CTN QTY 6



RIPPLE SAPPHIRE BOWL ↗
BCBLRSRP1 13 x 7.4cm
 5 1/8" x 2 7/8" 56cl 19.7oz
 CTN QTY 6



RIPPLE WHITE SNACK BOWL ↗
WH RP101 12 x 5.7cm
 4 7/8" x 2 1/4" 28cl 10oz
 CTN QTY 12
WH RP6 1 10.4 x 4.9cm
 4" x 2" 17cl 6oz
 CTN QTY 12



RIPPLE CINNAMON SNACK BOWL ↗
BCBRRP101 12 x 5.7cm
 4 7/8" x 2 1/4" 28cl 10oz
 CTN QTY 12
BCBRRP6 1 10.4 x 4.9cm
 4" x 2" 17cl 6oz
 CTN QTY 12



RIPPLE SAPPHIRE SNACK BOWL ↗
BCBLRP101 12 x 5.7cm
 4 7/8" x 2 1/4" 28cl 10oz
 CTN QTY 12
BCBLRP6 1 10.4 x 4.9cm
 4" x 2" 17cl 6oz
 CTN QTY 12



RIPPLE ONYX SNACK BOWL ↗
BCBKRP101 12 x 5.7cm
 4 7/8" x 2 1/4" 28cl 10oz
 CTN QTY 12

Due to the nature of the once fired manufacturing process, the Envisage collection has a polished biscuit foot. Look for this Logo ↗ to signify a once fired piece

ENVISAGE®
 COLLECTION

CHURCHILL[®] super vitrified BIT ON THE SIDE

ZEST BOWLS



ZEST WHITE BOWL ↗
WH SBZE1 12.9 x 7.6cm
5" x 3" 50cl 17.5oz
CTN QTY 6



ZEST SAPPHIRE BOWL ↗
BCBLSBZE1 12.9 x 7.6cm
5" x 3" 50cl 17.5oz
CTN QTY 6



ZEST SNACK BOWL ↗
WH ZE121 12.1 x 6.5cm
4 7/8" x 2 1/2" 34cl 12oz
CTN QTY 12



ZEST SNACK BOWL ↗
WH ZE101 11.6 x 6cm
4 1/2" x 2 1/4" 28cl 10oz
CTN QTY 12



ZEST SNACK BOWL ↗
BCBKZE121 12.1 x 6.5cm
4 7/8" x 2 1/2" 34cl 12oz
CTN QTY 12
BCBKZE101 11.6 x 6cm
4 1/2" x 2 1/4" 28cl 10oz
CTN QTY 12

SOUP BOWL



WHITE SOUP BOWL ↗
WH RBL61 47cl 1.6oz
H: 6.3cm Dia: 13.2cm
CTN QTY 12



WHITE ROUND DISH
WH ID7 1 18.5 x 16.8cm
7 1/4" x 6 5/8" 35.8cl 12.6oz
CTN QTY 12



WHITE ROUND DISH ↗
WH ID6 1 16 x 14.5cm
6 1/4" x 5 3/4" 24.7cl 8.7oz
CTN QTY 12

DISHES

DIP DISHES



RIPPLE WHITE
DIP DISH ↗
WH RPDD1 11.3 x 3.5cm
4 1/2" x 1 1/8" 14cl 5oz
CTN QTY 12



RIPPLE CINNAMON
DIP DISH ↗
BCBRRPDD1 11.3 x 3.5cm
4 1/2" x 1 1/8" 14cl 5oz
CTN QTY 12



RIPPLE SAPPHIRE
DIP DISH ↗
BCBLRPDD1 11.3 x 3.5cm
4 1/2" x 1 1/8" 14cl 5oz
CTN QTY 12



BUTTER BLOCK ↗
WH BBB 1 6cm 2 1/4"
2.8cl 1oz
CTN QTY 12



BUTTER BLOCK ↗
WH CBB 1 6cm 2 1/4"
2.8cl 1oz
CTN QTY 12



SAUCE DISH ↗
WH SD4 1 11cl 4oz
H: 5cm Dia: 8.5cm
CTN QTY 24



SAUCE DISH ↗
WH SD3 1 9cl 3oz
H: 4cm Dia: 8cm
CTN QTY 24



SAUCE DISH ↗
WH SD2 1 5.68cl 2oz
H: 2.7cm Dia: 8cm
CTN QTY 24

SAUCE BOWLS

PLANT POTS



MINI SAUCE BOAT
WH BSSB1 14cl 5oz
H: 5cm
CTN QTY 6



PAPRIKA PLANT POT ↗
BCPAPL171 10.4 x 10.9cm
4 1/8" x 4 1/4" 48.3cl 17oz
CTN QTY 6



PAPRIKA PLANT POT ↗
BCPAPL121 9 x 9.7cm
2 3/4" x 3 1/2" 34cl 12oz
CTN QTY 12



PAPRIKA PLANT POT ↗
BCPAPL4 1 6.7 x 6.9cm
2 3/4" x 2 3/4" 11.4cl 4oz
CTN QTY 12



PAPRIKA PLANT POT ↗
BCPAPL2 1 5.5 x 5.8cm
2 1/4" x 2 1/4" 5.7cl 2oz
CTN QTY 12



PAPRIKA DIP DISH ↗
BCPAPL5 1 3.5 x 9.7cm
3 3/4" x 1 1/2" 14.2cl 5oz
CTN QTY 12

Due to the nature of the once fired manufacturing process, the Envisage collection has a polished biscuit foot. Look for this Logo ↗ to signify a once fired piece

ENVISAGE[®]
COLLECTION

COOKWARE

Assured Performance

Cookware is an attractive oven-to-tableware range that combines vital performance with contemporary understated design. Featuring a high thermal shock resistance to reduce breakages, Cookware offers excellent heat retention properties and is oven, microwave and dishwasher safe.



RECTANGULAR DISH
WHCWLASN1 16 x 12 x 5cm
6 3/4" x 4 3/4" x 2" 60cl 21.1oz
CTN QTY 12



RECTANGULAR DISH
BCBKLASN1 16 x 12 x 5cm
6 3/4" x 4 3/4" x 2" 60cl 21.1oz
CTN QTY 12



SHALLOW RECTANGULAR DISH
WHCWSASN1 15.5 x 11.5 x 4cm
6 1/8" x 4 1/2" x 1 1/2" 40cl 14oz
CTN QTY 12



SQUARE PIE DISH
WHCWSPDN1 12 x 12 x 5cm
4 3/4" x 4 3/4" x 2" 45cl 15.8oz
CTN QTY 12



SQUARE PIE DISH
BCBKSPDN1 12 x 12 x 5cm
4 3/4" x 4 3/4" x 2" 45cl 15.8oz
CTN QTY 12



ROUND PIE DISH ↻
WHCWRPDN1 13.5cm x 5cm
5 1/4" x 2" 50cl 17.6oz
CTN QTY 12



ROUND PIE DISH ↻
BCBKRPDN1 13.5 x 5cm
5 1/4" x 2" 50cl 17.6oz
CTN QTY 12



OVAL PIE DISH ↻
WHCWOPDN1 15.2 x 11.3 x 5cm
6" x 4 1/2" x 2" 45cl 15.8oz
CTN QTY 12



OVAL PIE DISH ↻
BCBKOPDN1 15.2 x 11.3 x 5cm
6" x 4 1/2" x 2" 45cl 15.8oz
CTN QTY 12



OVAL EARED DISH
WHCWLOEN1 34.5 x 19cm
13 1/2" x 7 1/2" 109cl 38oz
CTN QTY 6



INTERMEDIATE OVAL EARED DISH ↻
BCBKIOEN1 23.2 x 12.5cm
9 1/8" x 5" 38cl 13.4oz
CTN QTY 6



SMALL OVAL EARED DISH ↻
WHCWSENI 20.5 x 11.3cm
8 1/8" x 4 1/2" 25.5cl 9oz
CTN QTY 6



LARGE ROUND EARED DISH ↻
WHCWLREN1 17.5 x 21.5cm
7" x 8 1/2" 59cl 20.8oz
CTN QTY 6



LARGE ROUND EARED DISH ↻
BCBKLRN1 17.5 x 21.5cm
7" x 8 1/2" 59cl 20.8oz
CTN QTY 6



SMALL ROUND EARED DISH ↻
WHCWSREN1 15 x 18cm
5 7/8" x 7 1/4" 30cl 10.6oz
CTN QTY 6



SMALL ROUND EARED DISH ↻
BCBKSRN1 15 x 18cm
5 7/8" x 7 1/4" 30cl 10.6oz
CTN QTY 6



MINI ROUND EARED DISH ↻
WHCWRE6N1 12.5 x 15.2cm
5" x 6" 18cl 6.3oz
CTN QTY 6



SOUFFLÉ DISH ↻
WHCWS12N1 10cm 4"
34cl 12oz
CTN QTY 12



RAMEKIN ↻
WHCWLKRN1 9cm 3 1/2"
19.5cl 6.9oz
CTN QTY 24
WHCWSRKN1 7cm 2 3/4"
9cl 3.2oz
CTN QTY 24



RAMEKIN ↻
BCBKLRKN1 9cm 3 1/2"
19.5cl 6.9oz
CTN QTY 24
BCBKSRKN1
7cm 2 3/4" 9cl 3.2oz
CTN QTY 24

Due to the nature of the once fired manufacturing process, the Envisage collection has a polished biscuit foot. Look for this Logo ↻ to signify a once fired piece

ENVISAGE®
COLLECTION

CHURCHILL® super vitrified

COUNTER SERVE

Unique Serving Layouts

Counter Serve is an innovative product, designed to offer the perfect solution for all hot and cold counter service, with flexible layout and a clean white body. Counter Serve provides consistent presentation, improving the look of food display.



Featured with Rustic Simmers page 370 - 371



RECTANGULAR TRAY
WHCWSBD1 12 x 25 x 6.2cm
5" x 10" x 2½" 1ltr 35oz
CTN QTY 4



SQUARE DISH
WHCWSBD 1 25 x 25 x 6.2cm
10" x 10" x 2½" 2ltr 70.4oz
CTN QTY 6



RECTANGULAR TRAY
WHCWLBD1 38 x 25 x 6.2cm
15" x 10" x 2½" 3.5ltr 123.2oz
CTN QTY 4



RECTANGULAR TRAY
WHCWLBD1 53 x 32.5 x 6.2cm
21" x 13" x 2½" 6ltr 211.8oz
CTN QTY 2



RECTANGULAR TRAY
WHCWLBD 1 53 x 16 x 6.2cm
21" x 6½" x 2½" 3ltr 105.6oz
CTN QTY 2



2/4 FLAT TRAY
WHCWSLBD1 53 x 15 x 2.5cm
21" x 6" x 1" 1.4ltr 50oz
CTN QTY 4



LARGE DISH
WHCWRCDL1 34 x 20 x 11.5cm
13½" x 7¾" x 4½" 4ltr 140.8oz
CTN QTY 2



SMALL DISH
WHCWRCD 1 18 x 19.4 x 11.5cm
7" x 6½" x 4½" 2ltr 70.4oz
CTN QTY 4



SHALLOW DISH*
WHCWSCD 1 17.5 x 18.5 x 8.5cm
6¾" x 7¾" x 3¾" 1.6ltr 56oz
CTN QTY 4



SQUARE JUG
WHCWSQJ 1 18 x 12cm
7" x 4½" 1.5ltr 52.8oz
CTN QTY 2
POLYCARBONATE
SQUARE JUG LID*
WHCWSQJL1 11cm 4¾"
CTN QTY 6

* 1/6 plastic lid to fit Large Dish is available from nationwide catering distributors.
*Polycarbonate lids are not available in the EU.

CHURCHILL® super vitrified

COUNTER SERVE HINTS

A Hint of Colour

Stonecast brings rustic charm to hot counter presentation, hand decorated in the UK with a fine speckle and rustic edge band making each piece unique. Timeless hot or cold counter dishes decorated in Stonecast Hints, Barley White and Indigo Blue are designed to enhance food presentation with a hint of colour.



Indigo Blue



SQUARE DISH
SHBISBD 1 25 x 25 x 6.2cm
10" x 10" x 2½" 2ltr 70.4oz
CTN QTY 6



RECTANGULAR DISH
SHBIRLBD1 38 x 25 x 6.2cm
15" x 10" x 2½" 3.5ltr 123.2oz
CTN QTY 4



RECTANGULAR DISH
SHBIXLBD1 53 x 32.5 x 6.2cm
21" x 13" x 2½" 6ltr 211.8oz
CTN QTY 2



RECTANGULAR DISH
SHBILBD 1 53 x 16 x 6.2cm
21" x 6½" x 2½" 3ltr 105.6oz
CTN QTY 2



SMALL DISH
SHBIRCD 1 18 x 19.4 x 11.5cm
7" x 6½" x 4½" 2ltr 70.4oz
CTN QTY 4



2/4 FLAT TRAY
SHBISLBD1 53 x 15 x 2.5cm
21" x 6" x 1" 1.4ltr 50oz
CTN QTY 4

Barley White



SQUARE DISH
SHWHSBD 1 25 x 25 x 6.2cm
10" x 10" x 2½" 2ltr 70.4oz
CTN QTY 6



RECTANGULAR DISH
SHWHLBD1 38 x 25 x 6.2cm
15" x 10" x 2½" 3.5ltr 123.2oz
CTN QTY 4



RECTANGULAR DISH
SHWHLBD1 53 x 32.5 x 6.2cm
21" x 13" x 2½" 6ltr 211.8oz
CTN QTY 2



RECTANGULAR DISH
SHWHLBD 1 53 x 16 x 6.2cm
21" x 6½" x 2½" 3ltr 105.6oz
CTN QTY 2



SMALL DISH
SHWHRCD 1 18 x 19.4 x 11.5cm
7" x 6½" x 4½" 2ltr 70.4oz
CTN QTY 4



2/4 FLAT TRAY
SHWHSLBD1 53 x 15 x 2.5cm
21" x 6" x 1" 1.4ltr 50oz
CTN QTY 4

BLENDS

Elegance in Every Sip

The Blends collection is inspired by the art of combining coffee styles with the perfect cup size, carefully crafted to elevate every drinking experience. Drawing inspiration from the elegant, natural form of a tulip, each mug features a softly flared rim that tapers to the base, designed to amplify the aromas of any beverage.



Grey



TULIP CUP ↻
BLGRU161 45cl 16oz
 H: 10cm Dia: 9.7cm
 CTN QTY 6



TULIP CUP ↻
BLGRU121 34cl 12oz
 H: 10cm Dia: 9cm
 CTN QTY 12



TULIP CUP ↻
BLGRU101 28cl 10oz
 H: 9cm Dia: 8.5cm
 CTN QTY 12



TULIP CUP ↻
BLGRU8 1 24cl 8.5oz
 H: 7.5cm Dia: 8cm
 CTN QTY 12



TULIP CUP ↻
BLGRU6 1 17cl 6oz
 H: 7cm Dia: 7.6cm
 CTN QTY 12



TULIP ESPRESSO CUP ↻
BLGRU3 1 10cl 3.5oz
 H: 6cm Dia: 6.5cm
 CTN QTY 12

Paprika



TULIP CUP ↻
BLPATU161 45cl 16oz
 H: 10cm Dia: 9.7cm
 CTN QTY 6



TULIP CUP ↻
BLPATU121 34cl 12oz
 H: 10cm Dia: 9cm
 CTN QTY 12



TULIP CUP ↻
BLPATU101 28cl 10oz
 H: 9cm Dia: 8.5cm
 CTN QTY 12



TULIP CUP ↻
BLPATU8 1 24cl 8.5oz
 H: 7.5cm Dia: 8cm
 CTN QTY 12



TULIP CUP ↻
BLPATU6 1 17cl 6oz
 H: 7cm Dia: 7.6cm
 CTN QTY 12



TULIP ESPRESSO CUP ↻
BLPATU3 1 10cl 3.5oz
 H: 6cm Dia: 6.5cm
 CTN QTY 12

White



TULIP CUP ↻
WH TU161 45cl 16oz
 H: 10cm Dia: 9.7cm
 CTN QTY 6



TULIP CUP ↻
WH TU121 34cl 12oz
 H: 10cm Dia: 9cm
 CTN QTY 12



TULIP CUP ↻
WH TU101 28cl 10oz
 H: 9cm Dia: 8.5cm
 CTN QTY 12



TULIP CUP ↻
WH TU8 1 24cl 8.5oz
 H: 7.5cm Dia: 8cm
 CTN QTY 12



TULIP CUP ↻
WH TU6 1 17cl 6oz
 H: 7cm Dia: 7.6cm
 CTN QTY 12



TULIP ESPRESSO CUP ↻
WH TU3 1 10cl 3.5oz
 H: 6cm Dia: 6.5cm
 CTN QTY 12

Due to the nature of the once fired manufacturing process, the Envisage collection has a polished biscuit foot. Look for this Logo ↻ to signify a once fired piece

ENVISAGE®
 COLLECTION



↻ Covered by Churchill 5 Year Edge Chip Warranty

CHURCHILL® super vitrified

SNACK ATTACK

One Plate, so Many Uses!

An innovative range developed to be the ultimate flexible food presentation solution. The "one size fits all plate" is specifically designed to hold the diverse range of cups and dishes.



TRIANGULAR
SNACK PLATE
WH TSP 1 24.4cm 9½"
CTN QTY 6



SOUP BOWL
WH SB 1 13cm 5¼"
54cl 19oz
CTN QTY 6
WH SMB 1 12cm 4¾"
44cl 16oz
CTN QTY 6



SMALL SOUP BOWL
WH SSB 1 11cm 4¾"
28cl 10oz
CTN QTY 24



RICE BOWL
WH RB451 11.5cm 4½"
28cl 10oz
CTN QTY 24



CAFÉ LATTE MUG
WH MCLL1 44cl 16oz
CTN QTY 6
WH CCLL1 22.4cl 8oz
H: 10cm Dia: 7.5cm
CTN QTY 24



ELEGANT MUG
WH ME 1 28cl 10oz
H: 9.6cm Dia: 8.2cm
CTN QTY 24



STACKING MUG
WH MSS 1 28cl 10oz
H: 9.5cm Dia: 7.5cm
CTN QTY 24



SAUCE DISH
WH SD4 1 11cl 4oz
H: 5cm Dia: 8.5cm
CTN QTY 24



SAUCE DISH
WH SD3 1 9cl 3oz
H: 4cm Dia: 8cm
CTN QTY 24



SAUCE DISH
WH SD2 1 5.68cl 2oz
H: 2.7cm Dia: 8cm
CTN QTY 24



DIPPER POT/
BUTTER PAD
WH DP 1 4.5cl 1.5oz
H: 4cm Dia: 5.5cm
CTN QTY 24



ECLIPSE DISH
WHVYED 1 18.5cm 7½"
22.4cl 8oz
CTN QTY 12

VOYAGER



Covered by Churchill 5 Year Edge Chip Warranty

Due to the nature of the once fired manufacturing process, the Envisage collection has a polished biscuit foot. Look for this Logo to signify a once fired piece

ENVISAGE®
COLLECTION

CHURCHILL[®] super vitrified

MONOCHROME

Reminiscent of Artisan Pottery

Reminiscent of artisan pottery, Monochrome is hand dipped in three reactive coloured glazes. Create a rustic look with a coloured saucer or a contemporary look with a white saucer.




**SAPPHIRE BLUE
 CAPPUCCINO CUP** ↗
MOBLCB281 34cl 12oz
 H: 6.5cm Dia: 11cm
 CTN QTY 12 ↕
MOBRCB201 22.7cl 8oz
 H: 5.5cm Dia: 9.5cm
 CTN QTY 12 ↕



**CINNAMON BROWN
 CAPPUCCINO CUP** ↗
MOBRCB281 34cl 12oz
 H: 6.5cm Dia: 11cm
 CTN QTY 12 ↕
MOBRCB201 22.7cl 8oz
 H: 5.5cm Dia: 9.5cm
 CTN QTY 12 ↕


**ONYX BLACK
 CAPPUCCINO CUP** ↗
MOBKC281 34cl 12oz H:
 6.5cm Dia: 11cm
 CTN QTY 12 ↕
MOBKC201 22.7cl 8oz
 H: 5.5cm Dia: 9.5cm
 CTN QTY 12 ↕


MIST BLUE SAUCER
MOMBSS 1 15.6cm 6 1/8"
 CTN QTY 12 ↕
 (Fits MOBLCB281, MOBRBC281,
 MOBKC281, MOBLCB201,
 MOBRBC201, MOBKC201,
 MOBLYM121, MOBRVM121
 & MOBKVM121)


VINTAGE COPPER SAUCER
MOVCCS 1 15.6cm 6 1/8"
 CTN QTY 12 ↕
 (Fits MOBLCB281, MOBRBC281,
 MOBKC281, MOBLCB201,
 MOBRBC201, MOBKC201,
 MOBLYM121, MOBRVM121
 & MOBKVM121)


IRON BLACK SAUCER
MOIBCS 1 15.6cm 6 1/8"
 CTN QTY 12 ↕
 (Fits MOBLCB281, MOBRBC281,
 MOBKC281, MOBLCB201,
 MOBRBC201, MOBKC201,
 MOBLYM121, MOBRVM121
 & MOBKVM121)


WHITE SAUCER
WH CSS 1 15.6cm 6 1/8"
 CTN QTY 24 ↕
 (Fits MOBLCB281, MOBRBC281,
 MOBKC281, MOBLCB201,
 MOBRBC201, MOBKC201,
 MOBLYM121, MOBRVM121
 & MOBKVM121)


**SAPPHIRE BLUE
 ESPRESSO CUP** ↗
MOBRCB91 10cl 3.5oz
 H: 6.5cm Dia: 5.5cm
 CTN QTY 12 ↕


**CINNAMON BROWN
 ESPRESSO CUP** ↗
MOBRCB91 10cl 3.5oz
 H: 6.5cm Dia: 5.5cm
 CTN QTY 12 ↕


**ONYX BLACK
 ESPRESSO CUP** ↗
MOBKC91 10cl 3.5oz
 H: 6.5cm Dia: 5.5cm
 CTN QTY 12 ↕


MIST BLUE SAUCER
MOMBSS 1 11.8cm 4 1/2"
 CTN QTY 12 ↕
 (Fits MOBLCB91, MOBRCEB91
 & MOBKCEB91)


VINTAGE COPPER SAUCER
MOVCCS 1 11.8cm 4 1/2"
 CTN QTY 12 ↕
 (Fits MOBLCB91, MOBRCEB91
 & MOBKCEB91)


IRON BLACK SAUCER
MOIBS 1 11.8cm 4 1/2"
 CTN QTY 12 ↕
 (Fits MOBLCB91, MOBRCEB91
 & MOBKCEB91)


WHITE SAUCER
WH ESS 1 11.8cm 4 1/2"
 CTN QTY 24 ↕
 (Fits MOBLCB91, MOBRCEB91
 & MOBKCEB91)

Due to the nature of the once fired manufacturing process, the Envisage collection has a polished biscuit foot. Look for this Logo ↗ to signify a once fired piece

ENVISAGE[®]
 COLLECTION



↕ Covered by Churchill 5 Year Edge Chip Warranty

CHURCHILL® super vitrified MONOCHROME



SAPPHIRE BLUE
MUG →
MOBLVM121 34cl 12oz
H: 11cm Dia: 8cm
CTN QTY 12 →



CINNAMON BROWN
MUG →
MOBRVM121 34cl 12oz
H: 11cm Dia: 8cm
CTN QTY 12 →



ONYX BLACK MUG →
MOBKVM121 34cl 12oz
H: 11cm Dia: 8cm
CTN QTY 12 →



SAPPHIRE BLUE BOWL →
MOBLRBL61 13.2 x 6.3cm
5/8" x 2 1/2" 47cl 16oz
CTN QTY 12



CINNAMON BROWN
BOWL →
MOBRRL61 13.2 x 6.3cm
5/8" x 2 1/2" 47cl 16oz
CTN QTY 12



ONYX BLACK BOWL →
MOBKRL61 13.2 x 6.3cm
5/8" x 2 1/2" 47cl 16oz
CTN QTY 12



SAPPHIRE BLUE
BEVERAGE POT
MOBLSB151 42.6cl 15oz
H: 10.5cm
CTN QTY 4
REPLACEMENT LID
WH RL151
CTN QTY 6



CINNAMON BROWN
BEVERAGE POT
MOBRB151 42.6cl 15oz
H: 10.5cm
CTN QTY 4
REPLACEMENT LID
WH RL151
CTN QTY 6



ONYX BLACK
BEVERAGE POT
MOBKSB151 42.6cl 15oz
H: 10.5cm
CTN QTY 4
REPLACEMENT LID
WH RL151
CTN QTY 6



SAPPHIRE BLUE JUG
MOBLSJ41 11.4cl 4oz
H: 7cm
CTN QTY 4



CINNAMON BROWN JUG
MOBRJ41 11.4cl 4oz
H: 7cm
CTN QTY 4



ONYX BLACK JUG
MOBKJ41 11.4cl 4oz
H: 7cm
CTN QTY 4



SAPPHIRE BLUE
SUGAR BOWL →
MOBSSGR1 22.7cl 8oz
H: 6.2cm Dia: 9.8cm
CTN QTY 12 →



CINNAMON BROWN
SUGAR BOWL →
MOBRSSGR1 22.7cl 8oz
H: 6.2cm Dia: 9.8cm
CTN QTY 12 →



ONYX BLACK JUG
SUGAR BOWL →
MOBKSSGR1 22.7cl 8oz
H: 6.2cm Dia: 9.8cm
CTN QTY 12 →



ENVISAGE®
COLLECTION

Due to the nature of the once fired manufacturing process, the Envisage collection has a polished biscuit foot. Look for this Logo → to signify a once fired piece



CHURCHILL® super vitrified

CAFÉ & LATTE

Designed to withstand the rigours of the hospitality industry, Cafe and Latte are popular and timeless beverage collections. Available in a variety of key sizes, perfect for serving all manner of hot drinks.

Timeless Beverage Collections



CAFÉ



CAPPUCCINO CUP →
WH CB441 50cl 17.5oz
 H: 7cm Dia: 11.5cm
 CTN QTY 6 →
WH CB401 46cl 16oz
 H: 7cm Dia: 11cm
 CTN QTY 6 →



CAPPUCCINO CUP →
WH CB281 34cl 12oz
 H: 6.5cm Dia: 11cm
 CTN QTY 24 →



CAPPUCCINO CUP →
WH CB111 28cl 10oz
 H: 6cm Dia: 11cm
 CTN QTY 12 →
WH CB201 22.7cl 8oz
 H: 5.5cm Dia: 9.5cm
 CTN QTY 24 →



CAPPUCCINO CUP →
WH CB061 17cl 6oz
 H: 5.5cm Dia: 9cm
 CTN QTY 12 →



SAUCER
WH CSS 1 15.6cm 6¼"
 CTN QTY 24 →
 (Fits WH CB441, WH CB401,
 WH CB281, WH CB201,
 WH CB111 & WH CB061)



ESPRESSO CUP →
WH CEB91 10cl 3.5oz
 H: 5.5cm Dia: 6.5cm
 CTN QTY 24 →



SAUCER
WH ESS 1 11.8cm 4½"
 CTN QTY 24 →
 (Fits WH CEB91)



NOVA TEAPOT
WH T75 1 42cl 15oz
 H: 8cm
 CTN QTY 4
REPLACEMENT LID
WH T75L1
 CTN QTY 6

LATTE



CAFÉ LATTE MUG →
WH MCLL1 44cl 16oz
 H: 11cm Dia: 10.5cm
 CTN QTY 6
WH MCLM1 40cl 14oz
 H: 11cm Dia: 10cm
 CTN QTY 6



CAFÉ LATTE MUG →
WH MCL 1 34cl 12oz
 H: 11cm Dia: 9cm
 CTN QTY 12



LARGE CAFÉ SAUCER
WH CLSL1 16.5cm 6¼"
 CTN QTY 24 →
 (Fits WH MCLL1, WH MCLM1
 & WH MCL 1)



CAFÉ LATTE MUG →
WH ML101 28cl 10oz
 H: 10.5cm Dia: 8.5cm
 CTN QTY 12



CAFÉ CUP →
WH CCLL1 22.4cl 8oz
 H: 10cm Dia: 7.5cm
 CTN QTY 24



SMALL CAFÉ SAUCER
WH CLS11 14.2cm 5½"
 CTN QTY 24 →
 (Fits WH CCLL1)



MILK TOT
WH MT1 1 2.8cl 1oz
 H: 5cm
 CTN QTY 12



→ Covered by Churchill 5 Year Edge Chip Warranty

Due to the nature of the once fired manufacturing process, the Envisage collection has a polished biscuit foot. Look for this Logo → to signify a once fired piece

ENVISAGE®
 COLLECTION

CHURCHILL® super vitrified

COMPACT & ULTIMO

Timeless Beverage Collections

Compact is a comprehensive stacking beverage system that provides a fresh and practical solution for modern beverage service. The Ultimo range offers a selection of desirable cups, mugs, statement beverage pots and stylish jugs which truly enhance the coffee experience. The curved interior base of the cups creates the perfect 'crema'.



COMPACT



STACKING CUP →
WH FTC71 21.3cl 7.5oz
 H: 6.2cm Dia: 8cm
 CTN QTY 24 ☒



SAUCER
WH FS6 1 15.2cm 6"
 CTN QTY 24 ☒
 (Fits WH FTC71 & WH FT101)



JUG
WH FJ5 1 14.2cl 5oz
 H: 7cm
 CTN QTY 4

STACKING CUP →
WH FT101 28.4cl 10oz
 H: 8cm Dia: 8cm
 CTN QTY 24 ☒

ULTIMO



CAFÉ LATTE CUP →
WH BC141 40cl 14oz
 H: 8cm Dia: 11.5cm
 CTN QTY 12 ☒



CAFÉ LATTE CUP →
WH BC101 28.4cl 10oz
 H: 7cm Dia: 10.5cm
 CTN QTY 24 ☒



CAFÉ AMERICANO CUP →
WH BCA81 22.7cl 8oz
 H: 6cm Dia: 10cm
 CTN QTY 24 ☒



LARGE COUPE SAUCER
WH BS6 1 16cm 6¼"
 CTN QTY 24 ☒
 (Fits WH BC141,
 WH BC101 and WH BCA81)



ESPRESSO CUP →
WH BEC21 7cl 2.5oz
 H: 6.5cm Dia: 5cm
 CTN QTY 24 ☒



SMALL COUPE SAUCER
WH BS4 1 12cm 4¾"
 CTN QTY 24 ☒
 (Fits WH BEC31, WH BEC21)



BEVERAGE POT
WH BT151 42.6cl 15oz
 H: 13.5cm
 CTN QTY 4
 BEVERAGE POT
 REPLACEMENT LID
WH UL151
 CTN QTY 6



JUG
WH B25 1 7cl 2.5oz
 H: 5cm
 CTN QTY 12



☒ Covered by Churchill 5 Year Edge Chip Warranty

Due to the nature of the once fired manufacturing process, the Envisage collection has a polished biscuit foot. Look for this Logo → to signify a once fired piece

ENVISAGE®
 COLLECTION

WHITE HOLLOWARE

Perfect Solutions to Complement Flatware

Add value to any beverage service with this comprehensive collection of White Holloware. Product performance is key with an excellent choice of shape and capacity.




MAPLE BREAKFAST CUP ↗
WH CBM 1 28cl 10oz
 H: 6.8cm Dia: 8.6cm
 CTN QTY 24



MAPLE TEA CUP ↗
WH COL 1 19.6cl 7oz
 H: 6.5cm Dia: 7.5cm
 CTN QTY 24



WINDSOR MUG ↗
WH VMW 1 28cl 10oz
 H: 9.5cm Dia: 7.8cm
 CTN QTY 36



NOVA MUG ↗
WH MB 1 22.4cl 8oz
 H: 8.6cm Dia: 7.8cm
 CTN QTY 24



SAUCER
WH TSOL1 15cm 5 1/4"
 CTN QTY 24
 (Fits with WH CBM 1,
 WH COL 1, WH VMW 1,
 WH MB 1)



NOVA TEA CUP ↗
WH CN 1 21cl 7.5oz
 H: 7cm Dia: 8.2cm
 CTN QTY 24



ELEGANT MUG ↗
WH ME 1 28cl 10oz
 H: 9.6cm Dia: 8.2cm
 CTN QTY 24



SAUCER
WH TS 1 14cm 5 1/2"
 CTN QTY 24
 (Fits WH CN 1, WH CSE 1,
 WH ME 1)



STACKING MUG ↗
WH MSS 1 28cl 10oz
 H: 9.5cm Dia: 7.5cm
 CTN QTY 24



NOVA MUG ↗
WH M50 1 28cl 10oz
 H: 8cm Dia: 8.2cm
 CTN QTY 24



BUBBLE CUP ↗
WH SC121 34cl 12oz
 H: 8.5cm Dia: 8.5cm
 CTN QTY 12




SAUCER
WH B56 1 16cm 6 1/4"
 CTN QTY 24
 (Fits WH SC121)



SANDRINGHAM TEA/COFFEE POT
WH PS301 85.2cl 30oz
 H: 17.5cm
 CTN QTY 4
SANDRINGHAM REPLACEMENT LID
WH LS301
 CTN QTY 6



SANDRINGHAM TEA/COFFEE POT
WH PS151 42cl 15oz
 H: 14.5cm
 CTN QTY 4
SANDRINGHAM REPLACEMENT LID
WH LS151
 CTN QTY 6



COUNTER-SERVE SQUARE JUG
WHCWSQJ 1 1.5ltr 52.8oz
 18 x 12cm
 CTN QTY 2
POLYCARBONATE SQUARE JUG LID*
WHCWSQJL1 11cm 4 3/4"
 CTN QTY 6



SANDRINGHAM JUG/CREAMER
WH JS1 1 56cl 20oz
 H: 15cm
 CTN QTY 4

*Polycarbonate lids are not available in the EU.

* Polycarbonate lids are not available in EU



Covered by Churchill 5 Year Edge Chip Warranty

Due to the nature of the once fired manufacturing process, the Envisage collection has a polished biscuit foot. Look for this Logo to signify a once fired piece



CHURCHILL[®] super vitrified WHITE HOLLOWARE



SANDRINGHAM
JUG/CREAMER
WH JS501 28cl 10oz
H: 12cm
CTN QTY 4



SANDRINGHAM
JUG/CREAMER
WH JS251 14cl 5oz
H: 10cm
CTN QTY 4



MEDITERRANEAN
UNHANDLED JUG
WH MJ 1 9cl 3oz
H: 6cm
CTN QTY 24



MEDITERRANEAN
UNHANDLED JUG
WH MJ2 1 5.7cl 2oz
H: 5.5cm
CTN QTY 24



SANDRINGHAM/
NOVA SUGAR BOWL 
WH B35 1 25.6cl 9oz
9cm 3½"
CTN QTY 12 



SUGAR BOWL LID
WH LS 1 9cm 3½"
CTN QTY 6
(bowl does not come
with lid as standard)



SUGAR SACHET
HOLDER
WH SH 1 11.7 x 7.3cm
4½" x 2½"
CTN QTY 6



BIT ON THE SIDE DIP POT 
WH BODP1 5.7cl 2oz
5.5cm 2¼"
CTN QTY 24



EMERGE[®]

Artisan Look, Engineered Performance

Emerge is a collection of stylish tableware decorated in artisan style glaze effects, a blend of tradition and innovation.

Inspired by the artistry of studio pottery, EmERGE showcases a selection of carefully crafted shapes across three reactive glazes, designed to offer both functionality and style to the tabletop. Featuring an exposed biscuit base that emulates natural clay tones, EmERGE blends earthy textures with handcrafted charm, perfect for elevating any dining experience.



CHURCHILL® super vitrified

EMERGE®

Artisan Look, Engineered Performance

Emerge is a collection of stylish tableware decorated in artisan style glazes. The appearance of studio pottery is created through glaze finishes and an exposed biscuit base in the earthy Churchill Emerge coloured body.



Cinnamon Brown



SHALLOW TRAY
EMBRET231 23.3 x 10 x 3.3cm
9 1/8" x 4 x 1 1/4"
CTN QTY 6



SHALLOW TRAY
EMBRET171 17.3 x 11.9 x 3.3cm
6 3/4" x 4 3/8" x 1 1/4"
CTN QTY 6



SHALLOW TRAY
EMBRET121 12 x 9 x 3.3cm
4 3/4" x 3 1/2" x 1 1/4"
CTN QTY 6



DEEP DISH
EMBRED171 17.3 x 11.9 x 5cm
6 3/4" x 4 3/4" x 2"
CTN QTY 6
EMBRED121 12 x 8.8 x 5cm
4 3/4" x 3 1/2" x 2"
CTN QTY 6



DEEP BOWL
EMBREM401 113.6cl 40oz
H: 7.5cm Dia: 15.8cm
CTN QTY 6
EMBREM161 45.4cl 16oz
H: 5.9cm Dia: 12cm
CTN QTY 12



CHIP MUG
EMBREM111 31.2cl 11oz
H: 7.7cm Dia: 8.6cm
CTN QTY 12



DEEP BOWL
EMBREM81 25.5cl 9oz
H: 5.7cm Dia: 9cm
CTN QTY 12



DIP POT
EMBREM21 5.7cl 2oz
H: 3.9cm Dia: 6cm
CTN QTY 12

Seattle Grey

NEW ADDITIONS



CHEFS' WALLED PLATE
EMGY26EP1 26cm 10 1/4"
H: 2.6cm
CTN QTY 6
EMGY21EP1 21cm 8 1/4"
H: 2.6cm
CTN QTY 6

NEW



WALLED BOWL
EMGYWB201 85cl 30oz
H: 4.5cm Dia: 20cm
CTN QTY 6

NEW



WALLED BOWL
EMGYWB171 60cl 21oz
H: 4.5cm Dia: 17cm
CTN QTY 6



RECTANGULAR PLATE
EMGYEP301 30 x 14.7cm
11 1/4" x 5 1/2"
CTN QTY 6

NEW



RECTANGULAR PLATE
EMGYEP221 22 x 15cm
8 1/4" x 5 3/4"
CTN QTY 6



RECTANGULAR PLATE
EMGYEP251 25.1 x 10cm
9 3/4" x 3 3/4"
CTN QTY 6



RAMEN BOWL
EMGYRB211 128cl 45oz
H: 7.7cm Dia: 21cm
CTN QTY 6



RAMEN BOWL
EMGYEU201 100cl 35.2oz
H: 8cm Dia: 20cm
CTN QTY 6

NEW



RAMEN BOWL
EMGYRB191 97cl 34oz
H: 7.1cm Dia: 19.2cm
CTN QTY 6

NEW



SOUP BOWL
EMGYRB171 65cl 23oz
H: 6.3cm Dia: 17cm
CTN QTY 6

NEW



RICE BOWL
EMGYRB121 27cl 9.5oz
H: 5.6cm Dia: 12cm
CTN QTY 6



UDON BOWL
EMGYER161 70cl 24.6oz
H: 8cm Dia: 16cm
CTN QTY 6



SHALLOW TRAY
EMGYET231 23.3 x 10 x 3.3cm
9 5/8" x 4" x 1 1/4"
CTN QTY 6



SHALLOW TRAY
EMGYET171 17.3 x 11.9 x 3.3cm
6 3/4" x 4 3/8" x 1 1/4"
CTN QTY 6



SHALLOW TRAY
EMGYET121 12 x 9 x 3.3cm
4 3/4" x 3 1/2" x 1 1/4"
CTN QTY 6



DEEP DISH
EMGYED171 17.3 x 11.9 x 5cm
6 3/4" x 4 3/4" x 2"
CTN QTY 6
EMGYED121 12 x 8.8 x 5cm
4 3/4" x 3 1/2" x 2"
CTN QTY 6



DEEP BOWL
EMGYEM401 113.6cl 40oz
H: 7.5cm Dia: 15.8cm
CTN QTY 6
EMGYEM161 45.4cl 16oz
H: 5.9cm Dia: 12cm
CTN QTY 12



CHIP MUG
EMGYEM111 31.2cl 11oz
H: 7.7cm Dia: 8.6cm
CTN QTY 12



DEEP BOWL
EMGYEM8 1 25.5cl 9oz
H: 5.7cm Dia: 9cm
CTN QTY 12



DIP POT
EMGYEM2 1 5.7cl 2oz
H: 3.9cm Dia: 6cm
CTN QTY 12

NEW



SAUCE DISH
EMGYSP3 1 8.5cl 3oz
H: 1.6cm Dia: 9cm
CTN QTY 12

NEW



SAUCE DISH
EMGYSP1 1 3cl 1oz
H: 1.6cm Dia: 6.2cm
CTN QTY 12

NEW



SOY BOTTLE
EMGYSB7 1 20cl 7oz
H: 9.5cm Dia: 13cm
CTN QTY 6
REPLACEMENT LID
EMGYRLS81
CTN QTY 6

NEW



UNHANDLED CUP
EMGYUC121 34cl 12oz
H: 10.3cm Dia: 8.5cm
CTN QTY 12

NEW



UNHANDLED CUP
EMGYUC101 28cl 10oz
H: 9cm Dia: 8.3cm
CTN QTY 12

NEW



UNHANDLED CUP
EMGYUC031 8.5cl 3oz
H: 6.3cm Dia: 5.9cm
CTN QTY 12



MUG
EMGY12EM1 34cl 12oz
H: 8.5cm Dia: 8cm
CTN QTY 12



CUP
EMGY10EC1 28cl 10oz
H: 8cm Dia: 7.5cm
CTN QTY 12
EMGY08EC1 23cl 8oz
H: 7cm Dia: 7.3cm
CTN QTY 12



ESPRESSO CUP
EMGY03EC1 8cl 3oz
H: 5.3cm Dia: 5.3cm
CTN QTY 12



JUG
EMGYEMJ51 11cl 4oz
H: 6cm
CTN QTY 4



TEAPOT
EMGYEMP1 42.6cl 15oz
H: 11.5cm
CTN QTY 4
REPLACEMENT LID
EMGYRLE11
CTN QTY 6



SAUCER
EMGY16SC1 16cm 6 1/8"
CTN QTY 6
EMGY12SC1 12cm 4 1/4"
CTN QTY 6

Oslo Blue

NEW



CHEFS' WALLED PLATE
EMBL26EP1 26cm 10 1/4"
H: 2.6cm
CTN QTY 6
EMBL21EP1 21cm 8 1/4"
H: 2.6cm
CTN QTY 6

NEW



WALLED BOWL
EMBLWB201 85cl 30oz
H: 4.5cm Dia: 20cm
CTN QTY 6
EMBLWB171 60cl 21oz
H: 4.5cm Dia: 17cm
CTN QTY 6



RECTANGULAR PLATE
EMBLEP301 30 x 14.7cm
11 3/8" x 5 1/2"
CTN QTY 6



RECTANGULAR PLATE
EMBLEP221 22 x 15cm
8 1/4" x 5 7/8"
CTN QTY 6



RECTANGULAR PLATE
EMBLEP251 25.1 x 10cm
9 3/4" x 3 3/4"
CTN QTY 6

NEW



RAMEN BOWL
EMBLRB211 128cl 45oz
H: 7.7cm Dia: 21cm
CTN QTY 6



RAMEN BOWL
EMBLEU201 100cl 35.2oz
H: 8cm Dia: 20cm
CTN QTY 6

NEW



RAMEN BOWL
EMBLRB191 97cl 34oz
H: 7.1cm Dia: 19.2cm
CTN QTY 6

NEW



SOUP BOWL
EMBLRB171 65cl 23oz
H: 6.3cm Dia: 17cm
CTN QTY 6

NEW



RICE BOWL
EMBLRB121 27cl 9.5oz
H: 5.6cm Dia: 12cm
CTN QTY 6



UDON BOWL
EMBLER161 70cl 24.6oz
H: 8cm Dia: 16cm
CTN QTY 6



SHALLOW TRAY
EMBLT231 23.3 x 10 x 3.3cm
9 1/8" x 4" x 1 1/4"
CTN QTY 6



SHALLOW TRAY
EMBLT171 17.3 x 11.9 x 3.3cm
6 3/4" x 4 3/8" x 1 1/4"
CTN QTY 6



SHALLOW TRAY
EMBLT121 12 x 9 x 3.3cm
4 3/4" x 3 1/2" x 1 1/4"
CTN QTY 6



DEEP DISH
EMBLD171 17.3 x 11.9 x 5cm
6 3/4" x 4 3/8" x 2"
CTN QTY 6
EMBLD121 12 x 8.8 x 5cm
4 3/4" x 3 1/2" x 2"
CTN QTY 6



DEEP BOWL
EMBLEM401 113.6cl 40oz
H: 7.5cm Dia: 15.8cm
CTN QTY 6
EMBLEM161 45.4cl 16oz
H: 5.9cm Dia: 12cm
CTN QTY 12



CHIP MUG
EMBLEM111 31.2cl 11oz
H: 7.7cm Dia: 8.6cm
CTN QTY 12



DEEP BOWL
EMBLEM81 25.5cl 9oz
H: 5.7cm Dia: 9cm
CTN QTY 12



DIP POT
EMBLEM21 5.7cl 2oz
H: 3.9cm Dia: 6cm
CTN QTY 12

NEW



SAUCE DISH
EMBLSP31 8.5cl 3oz
H: 1.6cm Dia: 9cm
CTN QTY 12

NEW



SAUCE DISH
EMBLSP11 3cl 1oz
H: 1.6cm Dia: 6.2cm
CTN QTY 12

NEW



SOY BOTTLE
EMBLSB71 20cl 7oz
H: 9.5cm Dia: 13cm
CTN QTY 6
REPLACEMENT LID
EMBLRSB1
CTN QTY 6

NEW



UNHANDLED CUP
EMBLUC121 34cl 12oz
H: 10.3cm Dia: 8.5cm
CTN QTY 12

NEW



UNHANDLED CUP
EMBLUC101 28cl 10oz
H: 9cm Dia: 8.3cm
CTN QTY 12

NEW



UNHANDLED CUP
EMBLUC031 8.5cl 3oz
H: 6.3cm Dia: 5.9cm
CTN QTY 12



MUG
EMBL12EM1 34cl 12oz
H: 8.5cm Dia: 8cm
CTN QTY 12



CUP
EMBL10EC1 28cl 10oz
H: 8cm Dia: 7.5cm
CTN QTY 12
EMBL08EC1 23cl 8oz
H: 7cm Dia: 7.3cm
CTN QTY 12



ESPRESSO CUP
EMBL03EC1 8cl 3oz
H: 5.3cm Dia: 5.3cm
CTN QTY 12



JUG
EMBLEMJ51 11cl 4oz
H: 6cm
CTN QTY 4



TEAPOT
EMBLEMTP1 42.6cl 15oz
H: 11.5cm
CTN QTY 4
REPLACEMENT LID
EMBLRLET1
CTN QTY 6



SAUCER
EMBL16SC1 16cm 6 1/8"
CTN QTY 6
EMBL12SC1 12cm 4 1/4"
CTN QTY 6

Style without Compromise



MICROWAVE
SAFE



DISHWASHER
SAFE



STACKABLE



DURABLE
AND VITRIFIED



VITRIFIED
HOTELWARE
BRITISH STANDARD



MECHANICAL
DISHWASHER
RESISTANCE
BRITISH STANDARD
EUROPEAN APPROVED

Learn more about our Features & Benefits
See page 444 - 449



ART de CUISINE®
By CHURCHILL

Style and value to enhance any tabletop

Delivering style without compromise, the full and varied Art de Cuisine range is designed for the demanding hospitality environment. The extensive range delivers style, individuality and value to professional caterers.

Art de Cuisine features vitrified Menu Porcelain in a brilliant white finish, Rustics, a collection of glazed accessories and Igneous, a vitrified Stoneware collection.

MENU SHADES

Striking Contrast and Texture

CALDERA

Menu Shades features a matte glaze with a mottled Caldera texture that enhances the surface of the tableware. A distinct colour palette creates a striking contrast against fresh ingredients and stunning food presentation.



ASH BLACK



COUPE PLATE
ZCCAMC291 29cm 11½"
CTN QTY 6



COUPE PLATE
ZCCAMC271 27cm 10¾"
CTN QTY 6



COUPE PLATE
ZCCAMC201 20.5cm 8¼"
CTN QTY 6



COUPE PLATE
ZCCAMC161 15.5cm 6¼"
CTN QTY 6



COUPE BOWL
ZCCAPB251 25cm 9¾"
147.9cl 50oz
CTN QTY 6



LARGE RECTANGULAR PLATE
ZCCANRP1 35.5 x 19cm
14" x 7½"
CTN QTY 6



MEDIUM RECTANGULAR PLATE
ZCCANRPM1 35.8 x 14.4cm
14" x 5½"
CTN QTY 6



BOWL
ZCCAWB6 1 16cm 6¼"
48cl 17oz
CTN QTY 6



BOWL
ZCCAWB5 1 13.4cm 5¼"
34cl 12oz
CTN QTY 6

MENU SHADES

CHALK WHITE



COUPE PLATE
ZCCWMC291 29cm 11¼"
CTN QTY 6



COUPE PLATE
ZCCWMC271 27cm 10½"
CTN QTY 6



COUPE PLATE
ZCCWMC201 20.5cm 8¼"
CTN QTY 6
ZCCWMC161 15.5cm 6¼"
CTN QTY 6



COUPE BOWL
ZCCWFB251 25cm 9¼"
147.9cl 50oz
CTN QTY 6



LARGE RECTANGULAR
PLATE
ZCCWNRPL1 35.5 x 19cm
14" x 7½"
CTN QTY 6



MEDIUM RECTANGULAR
PLATE
ZCCWNRPM1 35.8 x 14.4cm
14" x 5½"
CTN QTY 6



BOWL
ZCCWWB6 1 16cm 6¼"
48.3cl 17oz
CTN QTY 6



BOWL
ZCCWWB5 1 13.4cm 5¼"
34cl 12oz
CTN QTY 6

FLINT GREY



COUPE PLATE
ZCCGMC291 29cm 11¼"
CTN QTY 6



COUPE PLATE
ZCCGMC271 27cm 10½"
CTN QTY 6



COUPE PLATE
ZCCGMC201 20.5cm 8¼"
CTN QTY 6
ZCCGMC161 15.5cm 6¼"
CTN QTY 6



COUPE BOWL
ZCCGFB251 25cm 9¼"
147.9cl 50oz
CTN QTY 6



LARGE RECTANGULAR
PLATE
ZCCGNRPL1 35.5cm x 19cm
14" x 7½"
CTN QTY 6



MEDIUM RECTANGULAR
PLATE
ZCCGNRPM1 35.8 x 14.4cm
14" x 5½"
CTN QTY 6



BOWL
ZCCGWB6 1 16cm 6¼"
48.3cl 17oz
CTN QTY 6



BOWL
ZCCGWB5 1 13.4cm 5¼"
34cl 12oz
CTN QTY 6

MENU SHADES

Relaxed and Understated Style

Menu Shades beverage items are available in tactile, matte Ash Black and Smoke Grey, across core shapes and sizes. The neutral and relaxed colour palette is ideal for any casual setting.



ASH BLACK



CAPPUCCINO CUP
ZCSAC12 1 34.1cl 12oz
H: 6.5cm Dia: 10.5cm
CTN QTY 6



CAPPUCCINO CUP
ZCSAPC7 1 19.9cl 7oz
H: 6.5cm Dia: 9cm
CTN QTY 6



SAUCER
ZCSAPOS1 15.5cm 6 1/4"
CTN QTY 6
(Fits ZCSAC12 1 & ZCSAPC7 1)



ESPRESSO CUP
ZCSAPEC31 8.5cl 3oz
H: 5cm Dia: 7cm
CTN QTY 6



SAUCER
ZCSAPOS1 12.7cm 5"
CTN QTY 6
(Fits ZCSAPEC31)



FLARED MUG
ZCSAPOM 1 29.8cl 10.5oz
H: 11cm Dia: 9cm
CTN QTY 6



JUG
ZCSAPOJ21 6cl 2oz
H: 7cm
CTN QTY 4



OPEN SUGAR BOWL
ZCSAPOSU1 8.5cl 3oz
H: 5cm Dia: 7cm
CTN QTY 6

SMOKE GREY



CAPPUCCINO CUP
ZCSSC12 1 34.1cl 12oz
H: 6.5cm Dia: 10.5cm
CTN QTY 6



CAPPUCCINO CUP
ZCSSPC7 1 19.9cl 7oz
H: 6.5cm Dia: 9cm
CTN QTY 6



SAUCER
ZCSSPOS1 15.5cm 6 1/4"
CTN QTY 6
(Fits ZCSSC12 1 & ZCSSPC7 1)



ESPRESSO CUP
ZCSSPEC31 8.5cl 3oz
H: 5cm Dia: 7cm
CTN QTY 6



SAUCER
ZCSSPOS1 12.7cm 5"
CTN QTY 6
(Fits ZCSSPEC31)



FLARED MUG
ZCSSPOM 1 29.8cl 10.5oz
H: 11cm Dia: 9cm
CTN QTY 6



JUG
ZCSSPOJ21 6cl 2oz
H: 7cm
CTN QTY 4



OPEN SUGAR BOWL
ZCSSPOSU1 8.5cl 3oz
H: 5cm Dia: 7cm
CTN QTY 6

MENU PORCELAIN

Style without Compromise...

Menu Porcelain collection blends classic and contemporary styles. The vitrified porcelain offers a brilliant white finish, designed with functionality in mind across a full and varied range of plates, bowls, accessories and beverage.



Featured with Sola Lima cutlery



MID RIM PLATE
ZCA PO111 27cm 10 3/4"
CTN QTY 6



MID RIM PLATE
ZCA PO101 25.4cm 10"
CTN QTY 6
ZCA PO9 1 22.8cm 9"
CTN QTY 6



MID RIM PLATE
ZCA PO8 1 20.3cm 8"
CTN QTY 6
ZCA PO6 1 17.1cm 6 3/4"
CTN QTY 6



COUPE PLATE
ZCAPMC311 31cm 12 1/2"
CTN QTY 6
ZCAPMC271 27cm 10 5/8"
CTN QTY 6



COUPE PLATE
ZCAPMC201 20.5cm 8 1/4"
CTN QTY 6
ZCAPMC161 15.5cm 6 1/4"
CTN QTY 6



BROAD RIM
DINNER PLATE
ZCA PO121 30.5cm 12"
CTN QTY 6



SQUARE PLATE
ZCAPSQPL1 30cm 11 3/4"
CTN QTY 6



SQUARE PLATE
ZCAPSQPS1 17.5cm 6 7/8"
CTN QTY 6



LARGE RECTANGULAR
PLATTER
ZCAPRCP1 35.5 x 23.5cm
14" x 9 1/4"
CTN QTY 6



MEDIUM RECTANGULAR
PLATTER
ZCAPRCPM1 30.5 x 20cm
12 1/4" x 8 1/4"
CTN QTY 6



SMALL RECTANGULAR
PLATTER
ZCAPRCP51 24.5 x 16cm
9 1/2" x 6 1/4"
CTN QTY 6



LARGE RECTANGULAR
PLATE
ZCAPNRPL1 35.5 x 19cm
14" x 7 1/2"
CTN QTY 6



MEDIUM RECTANGULAR
PLATE
ZCAPNRPM1 35.8 x 14.4cm
14" x 5 3/4"
CTN QTY 6



SMALL RECTANGULAR
PLATE
ZCAPNRPS1 35.5 x 10cm
14" x 4"
CTN QTY 6



BROAD RIM PASTA BOWL
ZCA POBP1 30.5cm 12"
28cl 10oz
CTN QTY 6



MID RIM PASTA BOWL
ZCA POM1 29.2cm 11 1/2"
56.8cl 20oz
CTN QTY 6

ART de CUISINE[®] professional porcelain
MENU PORCELAIN



MID RIM SOUP BOWL
ZCA POM51 22.8cm 9"
 28cl 10oz
 CTN QTY 6



MID RIM BOWL
ZCA POM01 16.5cm 6½"
 19.9cl 7oz
 CTN QTY 6



LARGE SLANTED BOWL
ZCA SLBL1 21.5 x 9.8cm
 8½" x 3¾" 80cl 28oz
 CTN QTY 6



MEDIUM SLANTED BOWL
ZCA SLBM1 17.5 x 8.1cm
 6¾" x 3¼" 40cl 14oz
 CTN QTY 6



BOWL
ZCAPWB6 1 16cm 6¼"
 48cl 17oz
 CTN QTY 6



BOWL
ZCAPWB5 1 13.4cm 5¼"
 34cl 12oz
 CTN QTY 6



STACKING CUP
ZCA POST1 21cl 7.5oz
 H: 7.1cm Dia: 7.1cm
 CTN QTY 6



SOUP CUP
ZCA POSC2 28cl 10oz
 H: 6cm Dia: 10cm
 CTN QTY 6



FLARED TEA CUP
ZCA POTC1 23cl 8oz
 H: 8cm Dia: 9cm
 CTN QTY 6



BROAD RIM TEA SAUCER
ZCA POS61 16.5cm 6½"
 CTN QTY 6
 (Fits ZCA POST1, ZCA POSC1 &
 ZCA POTC1)



CAPPUCCINO CUP
ZCA C12 1 34.1cl 12oz
 H: 6.5cm Dia: 10.5cm
 CTN QTY 6



CAPPUCCINO CUP
ZCA PC7 1 19.9cl 7oz
 H: 6.5cm Dia: 9cm
 CTN QTY 6



SAUCER
ZCA POSM1 15.5cm 6¼"
 CTN QTY 6
 (Fits ZCA C12 1 & ZCA PC7 1)



FLARED TEA CUP
ZCA POM21 34cl 12oz
 H: 9cm Dia: 10cm
 CTN QTY 6



BROAD RIM TEA SAUCER
ZCA POS71 17.1cm 6¾"
 CTN QTY 6
 (Fits ZCA POM21)



ESPRESSO CUP
ZCA PEC31 8.5cl 3oz
 H: 5cm Dia: 7cm
 CTN QTY 6



SMALL SAUCER
ZCA POSS1 12.7cm 5"
 CTN QTY 6
 (Fits ZCA PEC31)



FLARED MUG
ZCA POM 1 29.8cl 10.5oz
 H: 11cm Dia: 9cm
 CTN QTY 6



BEVERAGE POT
ZCA POP11 42cl 15oz
 H: 12cm
 CTN QTY 4
REPLACEMENT LID
ZCA PL151
 CTN QTY 6



JUG
ZCA POJ51 14cl 5oz
 H: 8.5cm
 CTN QTY 4



JUG
ZCA POJ21 6cl 2oz
 H: 7cm
 CTN QTY 4



OPEN SUGAR
ZCA POSU1 8.5cl 3oz
 H: 5cm Dia: 7cm
 CTN QTY 6



PRESENTATION PAN
ZCAPP5 1 13.4cm 5¼"
 34cl 12oz
 CTN QTY 6



PRESENTATION PAN
ZCAPP4 1 11.8cm 4¼"
 23cl 8oz
 CTN QTY 6



MINI SAUCE PAN
ZCAPMS4 1 8 x 4.5cm
 3 x 1¾" 11cl 4oz
 CTN QTY 6

Plate Cover Fit
Fits both metal and plastic standard plate covers in the market. This helps back of house preparations and food transportation.

Rim Shape
Wide and couped rim aids handling and stability.

Porcelain Body
Excellent performance and durability.

Height Options
Two plate height options to fit into racking systems and heated trolleys.



Stackability
A wide base for excellent stackability and storage.

Undercut Rim
High rim to help the food fall back on the cutlery, no need for a food guard.

Flat Base
Making the base less likely to slip and maximises stability and balance.



FUTURE CARE

Functional & Stylish Solution

Introducing Future Care, a range of specialist ceramics designed to assist independence and support wellbeing. The collection features individual pieces ergonomically designed for the health care market, suitable for care homes, hospitals, retirement homes and care villages. Future Care is a classic range tailored for individual personal needs and enhances food presentation.

PORCELAIN

A stylish and functional white porcelain collection that delivers on durability and practicality.

DESIGN

Designed with the needs of the ageing population in mind. Future care provides additional grip, stability and food control, providing greater independence for the individual.

STACKABILITY

All items have a wide stackable base for storage and to maximise stability.

FLAT BASE

The plate is designed to have full contact with a heated tray, retaining heat and keeping food hot for longer.

COMPLEMENTARY ITEMS

Future Care can be complemented with Art de Cuisine Menu to provide a full tabletop solution.


DISHWASHER & MICROWAVE SAFE

All items have been designed to fit easily into a dishwasher.

FUTURE CARE

A Functional & Practical Solution


Following extensive market research, a collection of products have been designed for the Future Care range. Care industry experts have identified that food is more visible against the contrast of blue tableware, improving food intake and nutrition. Future Care tableware is the natural choice for assisted living.



MID RIM PLATE
FCBLPO8 1 20.3cm 8"
CTN QTY 6



FOOTED DINNER PLATE
FCBLFC101 26cm 10 1/4"
CTN QTY 6



MID RIM BOWL
FCBLPOMO1 16.5cm 6 1/4"
19.9cl 7oz
CTN QTY 6



DOUBLE HANDLED
STACKING MUG
FCBLFD101 28.4cl 10oz
H: 8cm Dia: 15cm
CTN QTY 6



DINNER PLATE
FOOTED
ZCAFFC101 26cm 10 1/4"
CTN QTY 6



DOUBLE HANDLED
CONSUMME BOWL
ZCAFDHB 1 40cl 14oz
H: 7.1cm Dia: 10.2cm
CTN QTY 6



rustics SNUG MUGS

Create Impact with Bold Colour

Available across 4 striking colours, Rustic Snug Mugs are statement pieces to the tabletop, featuring a rustic texture and a bold colour palette.



WHITE SNUG MUG
ZCASMGWHT 35.5cl 12oz
H: 8cm Dia: 10cm
CTN QTY 6



GREEN SNUG MUG
ZCASMGGRI 35.5cl 12oz
H: 8cm Dia: 10cm
CTN QTY 6



RED SNUG MUG
ZCASMGRD1 35.5cl 12oz
H: 8cm Dia: 10cm
CTN QTY 6



BLACK SNUG MUG
ZCASMGBK1 35.5cl 12oz
H: 8cm Dia: 10cm
CTN QTY 6



rustics SIMMER

Earthy, Rustic and Authentic

The Rustics Simmer range offers accessories across an earthy, natural colour palette. Authentic style mezzes, side dishes and skillet pans are the perfect accompaniment to all manner of food styles.



SIMMER BROWN



DEEP SKILLET PAN
ZCAGPN2 1 24.5cm 9 5/8"
57cl 20oz
CTN QTY 6



SMALL SKILLET PAN
ZCAGPN1 1 23cm 9"
37cl 13oz
CTN QTY 6
(Fits ZCAGLD1 1 lid)



LIDDED STEW POT
ZCAGLSPT1 14cm 5 1/2"
43cl 15oz
CTN QTY 6



REPLACEMENT LID
ZCAGLD1 1 15cm 5 7/8"
CTN QTY 6
(Fits ZCAGLSPT1, ZCAGPN1 1,
& ZCAGMD141)



MEZZE DISH
ZCAGMD201 20cm 8"
55cl 19.4oz
CTN QTY 6
ZCAGSPD 1 17cm
6 3/4"
40cl 14oz
CTN QTY 6



MEZZE DISH
ZCAGMD141 14cm 5 1/2"
31.3cl 11oz
CTN QTY 6
(Fits ZCAGLD1 1)



MEZZE DISH
ZCAGME111 11cm 4 3/8"
19.9cl 7oz
CTN QTY 6



DIP POT / RAMEKIN →
ZCAGRP2 1 6.5cm 2 1/2"
5.7cl 2oz
CTN QTY 6

SIMMER BLACK



DEEP SKILLET PAN
ZCBRPN2 1 24.5cm 9 5/8"
57cl 20oz
CTN QTY 6



SMALL SKILLET PAN
ZCBRPN1 1 23cm 9"
37cl 13oz
CTN QTY 6
(Fits Lid ZCBRLD1 1)



LIDDED STEW POT
ZCBRLSPT1 14cm 5 1/2"
46.5cl 16oz
CTN QTY 6



REPLACEMENT LID
ZCBRLD1 1 15cm 5 7/8"
CTN QTY 6
(Fits ZCBRLSPT1 & ZCBRPN1 1)

Due to the nature of the once fired manufacturing process, the Envisage collection has a polished biscuit foot. Look for this Logo → to signify a once fired piece

ENVISAGE
COLLECTION

igneous

Naturally rustic...

Emulating hand thrown pottery, Igneous features a ribbed embossment across a rustic, exposed base and is finished with artisan style glazes. The black glaze has a soft, matte finish and creates a striking contrast against the biscuit base. Igneous Natural is a gloss glaze in a neutral tone that features a subtle speckle.



Featured with Sola Durban cutlery



BLACK



SMALL BOWL
ZCBKIGR51 10cm 4"
15cl 5.2oz
CTN QTY 6



DIP POT
ZCBKIGR21 9cm 3½"
9.5cl 3.3oz
CTN QTY 6



DIP POT
ZCBKIGR11 6.5cm 2½"
4cl 1.4oz
CTN QTY 6



RECTANGULAR DISH
ZCBKIGRD1 17 x 13cm
6¾" x 5¼" 48.3cl 17oz
CTN QTY 6



COCOTTE AND LID
ZCBKIGC21 15.9 x 7cm
6¼" x 2¾" 53cl 20oz
CTN QTY 6
REPLACEMENT LID
ZCBKIGL21
CTN QTY 6



COCOTTE AND LID
ZCBKIGC11 14 x 7cm
5½" x 2¾" 35cl 12oz
CTN QTY 6
REPLACEMENT LID
ZCBKIGL11
CTN QTY 6



LARGE DISH
ZCBKIGLP1 16cm 6¼"
55cl 19.3oz
CTN QTY 6



SMALL DISH
ZCBKIGSP1 14cm 5½"
40cl 14oz
CTN QTY 6



INDIVIDUAL DISH
ZCBKIGI1 14cm 5½"
28.4cl 10oz
CTN QTY 6



INDIVIDUAL DISH
ZCBKIGID1 12cm 4¾"
19cl 6.6oz
CTN QTY 6

igneous

NATURAL



PLATE
ZCATIG131 33cm 13"
CTN QTY 6



PLATE
ZCATIG111 28cm 11"
CTN QTY 6
ZCATIGP91 23cm 9"
CTN QTY 6



SIDE PLATE
ZCATIGP71 18cm 7"
CTN QTY 6



OVAL PLATE
ZCATIG141 35.5 x 26.5cm
14" x 10½"
CTN QTY 6



OVAL PLATE
ZCATIG121 32 x 23.5cm
12½" x 9"
CTN QTY 6



SQUARE PLATE
ZCATIG301 30 x 30cm
11¾" x 11¾"
CTN QTY 6



SQUARE PLATE
ZCATIG271 27 x 27cm
10¾" x 10¾"
CTN QTY 6



SQUARE PLATE
ZCATIG211 21 x 21cm
8½" x 8½"
CTN QTY 6



RECTANGULAR PLATE
ZCATIG351 35 x 18cm
13¾" x 7¼"
CTN QTY 6



RECTANGULAR PLATE
ZCATIG291 29 x 15cm
11¾" x 5¾"
CTN QTY 6



RECTANGULAR PLATE
ZCATIG151 15 x 10cm
5¾" x 3¾"
CTN QTY 6



RECTANGULAR DISH
ZCATIGRD1 17 x 13cm
6¾" x 5¾" 48.3cl 17oz
CTN QTY 6



INDIVIDUAL DISH
ZCATIG1 14cm 5½"
28.4cl 10oz
CTN QTY 6



INDIVIDUAL DISH
ZCATIGID1 12cm 4¾"
19cl 6.6oz
CTN QTY 6



LARGE DISH
ZCATIGLP1 16cm 6¼"
55cl 19.3oz
CTN QTY 6



SMALL DISH
ZCATIGSP1 14cm 5½"
40cl 14oz
CTN QTY 6



COCOTTE AND LID
ZCATIGC21 15.9 x 7cm
6¼" x 2¾" 53cl 20oz
CTN QTY 6
REPLACEMENT LID
ZCATIGL21
CTN QTY 6



COCOTTE AND LID
ZCATIGC11 14 x 7cm
5½" x 2¾" 35cl 12oz
CTN QTY 6
REPLACEMENT LID
ZCATIGL11
CTN QTY 6



SMALL BOWL
ZCATIGR51 10cm 4"
15cl 5.2oz
CTN QTY 6



DIP POT
ZCATIGR21 9cm 3½"
9.5cl 3.3oz
CTN QTY 6



DIP POT
ZCATIGR11 6.5cm 2½"
4cl 1.4oz
CTN QTY 6



MUG
ZCATMG121 34cl 12oz
H: 11cm Dia: 13cm
CTN QTY 6



CHURCHILL

DISPLAY SOLUTIONS

Create the ultimate food display using versatile buffet pieces in ceramic, wood and melamine. Designed to work together, Churchill's mixed material buffet solutions can create a variety of looks, from classical and elegant hotel breakfast buffet, to a rustic market fresh style lunch feast or sleek, urban corporate meeting breakout.


buffet trays

Delectable Displays


Create eye-catching buffet displays with Alchemy buffet trays. A stylish, modular and versatile concept, available in a mix of melamine colours, white and hand decorated ceramic and acacia wood. The range is perfect for deli style buffet displays, working lunches and conference catering.



ceramic buffet trays




RECTANGULAR CERAMIC
BUFFET TRAY
APRBART 1 30 x 14.5cm
11¾" x 5¾"
CTN QTY 6



RECTANGULAR CERAMIC
BUFFET TRAY
APRBART21 56 x 15.3cm
22" x 6"
CTN QTY 4



RECTANGULAR CERAMIC
BUFFET TRAY
APRBART41 46 x 10cm
18" x 3¾"
CTN QTY 4



RECTANGULAR CERAMIC
BUFFET TRAY
APRBART51 58 x 20cm
22¾" x 7¾"
CTN QTY 4



RECTANGULAR CERAMIC
BUFFET TRAY
APRBART61 17 x 10cm
6¾" x 3¾"
CTN QTY 6



SQUARE CERAMIC
BUFFET TRAY
APRBAST 1 30.3 x 30.3cm
11¾" x 11¾"
CTN QTY 4

ceramic hints buffet trays



HINTS BARLEY WHITE
RECTANGULAR BUFFET TRAY
SHWHART 1 30 x 14.5cm
11¾" x 5¾"
CTN QTY 6



HINTS BARLEY WHITE
SQUARE BUFFET TRAY
SHWHAST 1 30.3 x 30.3cm
11¾" x 11¾"
CTN QTY 4



HINTS INDIGO BLUE
RECTANGULAR BUFFET TRAY
SHBIART 1 30 x 14.5cm
11¾" x 5¾"
CTN QTY 6



HINTS INDIGO BLUE
SQUARE BUFFET TRAY
SHBIAST 1 30.3 x 30.3cm
11¾" x 11¾"
CTN QTY 4

Tritan tray covers available on page 394 - 395

Enhancing food displays with design & durability



STACKABLE



DISHWASHER
SAFE



Food Safe Product

Learn more about our Features & Benefits

See page 444 - 449



CHURCHILL[®]
professional melamine

An extensive range of melamine shapes in a variety of colours and finishes, designed to work with the comprehensive Churchill range of ceramics and wood.

Versatile pieces work for all manner of food displays, from modular buffet trays to soft, organic shaped bowls, available in either gloss or matte finishes. Designed in house, all shapes are exclusive to Churchill and made with 100% food safe melamine.

Churchill melamine is stain resistant and dishwasher safe, vigorously tested to ensure it meets the demands of the hospitality environment.

TRAYS & PADDLES


Melamine trays and paddles offer both presentation and storage solutions, making them a versatile choice for corporate hospitality. The trays have compatible lids, allowing food to be stacked and stored. The paddles are designed to be used alongside Churchill ceramic and wood options, as well as being ideal for table service.




WHITE MELAMINE
GN 1/1 TRAY
ZPL WGN11 53 x 32.5cm
20³/₄" x 12¹/₂"
CTN QTY 2




WHITE MELAMINE
GN 2/4 TRAY
ZPL WGN21 53 x 16.2cm
20³/₄" x 6¹/₂"
CTN QTY 4




RECTANGULAR WHITE
MELAMINE BUFFET TRAY
ZPL MRW31 53 x 32.5cm
20³/₄" x 12¹/₂"
CTN QTY 2




RECTANGULAR WHITE
MELAMINE BUFFET TRAY
ZPL MRW51 58 x 20cm
22⁷/₄" x 7¹/₄"
CTN QTY 4



RECTANGULAR WHITE
MELAMINE BUFFET TRAY
ZPL MRW21 56 x 15.3cm
22" x 6"
CTN QTY 4



RECTANGULAR WHITE
MELAMINE BUFFET TRAY
ZPL MRW41 46 x 10cm
18" x 3³/₄"
CTN QTY 4



RECTANGULAR WHITE
MELAMINE BUFFET TRAY
ZPL MRTW1 30 x 14.5cm
11³/₄" x 5³/₄"
CTN QTY 6



SQUARE WHITE
MELAMINE BUFFET TRAY
ZPL MSTW1 30.3 x 30.3cm
11³/₄" x 11³/₄"
CTN QTY 4



BLACK GRANITE MELAMINE
GN 1/1 TRAY
ZPL BGN11 53 x 32.5cm
20³/₄" x 12¹/₂"
CTN QTY 2



BLACK GRANITE MELAMINE
GN 2/4 TRAY
ZPL BGN21 53 x 16.2cm
20³/₄" x 6¹/₂"
CTN QTY 4



BLACK GRANITE MELAMINE
RECTANGULAR TILE
ZPL RTGB1 25.8 x 22.1cm
10¹/₈" x 8³/₄"
CTN QTY 6



RECTANGULAR BLACK
MELAMINE BUFFET TRAY
ZPL MRT31 53 x 32.5cm
20³/₄" x 12¹/₂"
CTN QTY 2

CHURCHILL® professional melamine

TRAYS & PADDLES



RECTANGULAR BLACK
MELAMINE BUFFET TRAY
ZPL MRT21 56 x 15.3cm
22" x 6"
CTN QTY 4



RECTANGULAR BLACK
MELAMINE BUFFET TRAY
ZPL MRT 1 30 x 14.5cm
11¾" x 5¾"
CTN QTY 6



SQUARE BLACK
MELAMINE BUFFET TRAY
ZPL MST 1 30.3 x 30.3cm
11¾" x 11¾"
CTN QTY 4



RECTANGULAR GRANITE
MELAMINE BUFFET TRAY
ZPL MRG31 53 x 32.5cm
20¾" x 12¾"
CTN QTY 2




RECTANGULAR GRANITE
MELAMINE BUFFET TRAY
ZPL MRG21 56 x 15.3cm
22" x 6"
CTN QTY 4



RECTANGULAR GRANITE
MELAMINE BUFFET TRAY
ZPL MRTG1 30 x 14.5cm
11¾" x 5¾"
CTN QTY 6



SQUARE GRANITE
MELAMINE BUFFET TRAY
ZPL MSTG1 30.3 x 30.3cm
11¾" x 11¾"
CTN QTY 4



WHITE MELAMINE
HANDLED PADDLE BOARD
ZPL HPW 1 26.6 x 14cm
10½" x 5½"
CTN QTY 4
(37.3cm 14¾" inc handle)



GRANITE MELAMINE
HANDLED PADDLE BOARD
ZPL HPG 1 26.6 x 14cm
10½" x 5½"
CTN QTY 4
(37.3cm 14¾" inc handle)



DISTRESSED WOOD MELAMINE
HANDLED PADDLE BOARD
ZPL HPDW1 26.6 x 14cm
10½" x 5½"
CTN QTY 4
(37.3cm 14¾" inc handle)



DISTRESSED WOOD MELAMINE
ROUND HANDLED PADDLE BOARD
ZPL RPDW1 32 x 32cm
12½" x 12½"
CTN QTY 4
(45cm 18" inc handle)



GRANITE MELAMINE
LARGE HANDLED PADDLE BOARD
ZPL LPG1 61 x 13cm
24" x 5"
CTN QTY 4
*Size inc handle.




DISTRESSED WOOD MELAMINE
LARGE HANDLED PADDLE BOARD
ZPL LPWO1 61 x 13cm
24" x 5"
CTN QTY 4
*Size inc handle.

CHURCHiLL® professional melamine

MOONSTONE & TILT

Add style and creativity to buffet displays with our Moonstone & Tilt melamine, ideal for buffet bowl displays. Featuring stylish curved shapes that are complementary to the ceramic portfolio.



WHITE MELAMINE
TILT BUFFET BOWL
ZPL SBWH1 33 x 15.5cm
13" x 6 1/4" 350cl 123oz
CTN QTY 2



WHITE MELAMINE MOONSTONE
BUFFET BOWL
ZPL MBWH1 35.5 x 25 x 18cm
14" x 11" x 7 1/4" 450cl 158oz
CTN QTY 2



WHITE MELAMINE MOONSTONE
BUFFET BOWL
ZPL WM251 25 x 19.5 x 12.4cm
9 3/4" x 7 1/2" x 5" 129.85cl 45.75oz
CTN QTY 4



WHITE MELAMINE MOONSTONE
BUFFET BOWL
ZPL WM201 20 x 15.5 x 10cm
7 3/4" x 6" x 4" 59.95cl 21.1oz
CTN QTY 4



BLACK MELAMINE MOONSTONE
BUFFET BOWL
ZPL MBBK1 35.5 x 25 x 18cm
14" x 11" x 7 1/4" 450cl 158oz
CTN QTY 2



GRANITE MELAMINE MOONSTONE
BUFFET BOWL
ZPL MBGR1 35.5 x 25 x 18cm
14" x 11" x 7 1/4" 450cl 158oz
CTN QTY 2

CHURCHiLL® professional melamine

LOTUS & TRACE


Ideal for mixing with a range of buffet items, Lotus & Trace melamine provides a perfect solution for a wide variety of creative displays. Available across key sizes in a stylish White, Black and Granite matte finish.



WHITE LOTUS MELAMINE
SHALLOW BOWL
ZPL WLDM1 35.5 x 35cm
14" x 13 3/4" 150cl 50oz
CTN QTY 4



WHITE LOTUS MELAMINE
PLATTER
ZPL WLP41 35 x 32.5cm
13 3/4" x 12 3/4"
CTN QTY 4



GRANITE LOTUS MELAMINE
SHALLOW BOWL
ZPL GLDM1 35.5 x 35cm
14" x 13 3/4" 150cl 50oz
CTN QTY 4



WHITE TRACE
MELAMINE BOWL
ZPL OGWM1 32cm 12 3/4"
200cl 70oz
CTN QTY 4



BLACK GRANITE TRACE
MELAMINE BOWL
ZPL OGBL1 38cm 15"
460cl 161.8oz
CTN QTY 2



BLACK GRANITE TRACE
MELAMINE BOWL
ZPL OGBM1 32cm 12 3/4"
200cl 70oz
CTN QTY 4



GRANITE TRACE
MELAMINE BOWL
ZPL OGLL1 38cm 15"
460cl 161.8oz
CTN QTY 2



GRANITE TRACE
MELAMINE BOWL
ZPL OGGM1 32cm 12 3/4"
200cl 70oz
CTN QTY 4

NEW COLLECTION

CHURCHiLL® professional melamine

EMERGE®

Emerge Melamine is a stylish collection of serveware, designed to elevate food displays with vibrant colour and a refined semi-matte texture. Crafted for versatility, the collection allows for creative buffet presentation.




NEW SHAPE



DEEP MELAMINE BOWL
EMBL36DB1 710cl 250oz
H: 11.5cm Dia: 36cm
CTN QTY 2

NEW SHAPE




DEEP MELAMINE BOWL
EMBL28DB1 400cl 141oz
H: 11.5cm Dia: 28.5cm
CTN QTY 4

NEW SHAPE




SHALLOW MELAMINE BOWL
EMBL36SB1 370cl 130oz
H: 6.7cm Dia: 36cm
CTN QTY 2

NEW SHAPE




SHALLOW MELAMINE BOWL
EMBL30SB1 236cl 83oz
H: 6.7cm Dia: 30cm
CTN QTY 4

NEW SHAPE



RIPPLE MELAMINE BOWL
EMBL22RB1 151cl 53oz
H: 9.3cm Dia: 22.7cm
CTN QTY 6

NEW SHAPE




RIPPLE MELAMINE BOWL
EMBL20RB1 119cl 42oz
H: 8.2cm Dia: 20cm
CTN QTY 6

NEW SHAPE



DEEP MELAMINE BOWL
EMGY36DB1 710cl 250oz
H: 11.5cm Dia: 36cm
CTN QTY 2

NEW SHAPE



DEEP MELAMINE BOWL
EMGY28DB1 400cl 141oz
H: 11.5cm Dia: 28.5cm
CTN QTY 4

NEW SHAPE




SHALLOW MELAMINE BOWL
EMGY36SB1 370cl 130oz
H: 6.7cm Dia: 36cm
CTN QTY 2

NEW SHAPE



SHALLOW MELAMINE BOWL
EMGY30SB1 236cl 83oz
H: 6.7cm Dia: 30cm
CTN QTY 4

NEW SHAPE



RIPPLE MELAMINE BOWL
EMGY22RB1 151cl 53oz
H: 9.3cm Dia: 22.7cm
CTN QTY 6


NEW SHAPE




RIPPLE MELAMINE BOWL
EMGY20RB1 119cl 42oz
H: 8.2cm Dia: 20cm
CTN QTY 6

Stonecast®

Stonecast Melamine has been designed to complement our Stonecast ceramic portfolio, mimicking the iconic Stonecast speckle and edge band design across a selection of buffet trays, bowls and paddle board.



BARLEY WHITE
RECTANGULAR BUFFET TRAY
ZPL STR31 53 x 32.5cm
20³/₄" x 12³/₄"
CTN QTY 2



BARLEY WHITE
RECTANGULAR BUFFET TRAY
ZPL STR21 56 x 15.3cm
22" x 6"
CTN QTY 4



BARLEY WHITE
SQUARE BUFFET TRAY
ZPL STSQ1 30.3 x 30.3cm
11⁷/₈" x 11⁷/₈"
CTN QTY 4



BARLEY WHITE
MOONSTONE BUFFET BOWL
ZPL STMB1 35.5 x 25 x 18cm
14" x 11" x 7¹/₆" 450cl 158oz
CTN QTY 2



BARLEY WHITE
TRACE MELAMINE BOWL
ZPL STTB1 38cm 15"
460cl 161.8oz
CTN QTY 2



BARLEY WHITE MELAMINE ROUND
HANDLED PADDLE BOARD
ZPL STRP1 32 x 32cm
12¹/₂" x 12¹/₂"
CTN QTY 4
(45cm 18" inc handle)

Compatibility Guide

Tritan Lids & Buffet Trays

TRITAN LIDS					POLYCARBONATE LID
RECTANGULAR BUFFET COVER 56 x 15.3cm TRI PRT21	RECTANGULAR BUFFET COVER 53 x 32.5cm TRI PRT31	RECTANGULAR BUFFET COVER 30 x 14.5cm TRI PRT 1	SQUARE BUFFET COVER 30.3 x 30.3cm TRI PST 1	RECTANGULAR BUFFET COVER 46 x 10cm ZPL PRT41	
<ul style="list-style-type: none"> <input type="radio"/> APRBART21 <input checked="" type="radio"/> ZPL MRT21 <input checked="" type="radio"/> ZPL MRG21 <input type="radio"/> ZPL MRW21 <input type="radio"/> ZPL STR21 	<ul style="list-style-type: none"> <input type="radio"/> APRBART 1 <input checked="" type="radio"/> ZPL MRT31 <input checked="" type="radio"/> ZPL MRG31 <input type="radio"/> ZPL MRW31 <input type="radio"/> ZPL WGN11 <input checked="" type="radio"/> ZPL BGN11 <input type="radio"/> ZPL STR31 	<ul style="list-style-type: none"> <input type="radio"/> APRBART 1 <input checked="" type="radio"/> SHWHART 1 <input checked="" type="radio"/> SHBIART 1 <input checked="" type="radio"/> ZCAWWRT 1 <input checked="" type="radio"/> ZPL MRT 1 <input checked="" type="radio"/> ZPL MRTG 1 <input type="radio"/> ZPL MRTW 1 	<ul style="list-style-type: none"> <input type="radio"/> APRBAST 1 <input checked="" type="radio"/> SHWHAST 1 <input checked="" type="radio"/> SHBIAST 1 <input checked="" type="radio"/> ZPL MST 1 <input checked="" type="radio"/> ZPL MSTG 1 <input type="radio"/> ZPL MSTW 1 <input type="radio"/> ZPL STSQ 1 	<ul style="list-style-type: none"> <input type="radio"/> APRBART41 <input type="radio"/> ZPL MRW41 	

BUFFET TRAYS

Ceramic

Wood

Melamine

*Polycarbonate covers are not available in the EU.



The natural beauty of real wood



Food Safe Product



Made from a renewable resource
Environmentally friendly,
natural hardwood.

Learn more about our Features & Benefits
See page 444 - 449



CHURCHILL®
professional wood

An extensive range of wooden display pieces in a variety of shapes and finishes. From serving boards to nesting risers, all in a rustic, natural finish adding an earthy feel to your food presentations.

All Churchill wood, from deli boards to buffet risers are designed to complement the Churchill ceramics portfolio.

At Churchill we only work in partnership with suppliers who share our policy on sustainability and environmental awareness, therefore our wood source is 100% renewable.

*Wipe Clean - not dishwasher safe

CHURCHILL® professional wood

NATURAL ACACIA

Bring height, colour and texture to buffet displays with Churchill's acacia display wood. Organic and modular shapes in a selection of natural, rustic and warm toned finishes enhance the beautiful colour and texture of acacia wood. The items are designed to work together to create the ultimate visual food display.



Wooden Trays & Boards



LARGE WOODEN CRATE
ZCAWLWCR1 38 x 24 x 4.8cm
15" x 9½" x 17"
CTN QTY 4



MEDIUM WOODEN CRATE
ZCAWMWCR1 30 x 20 x 4.8cm
11¾" x 7¾" x 17"
CTN QTY 4



SMALL WOODEN CRATE
ZCAWSMCR1 30 x 11.8 x 4.8cm
11¾" x 4¾" x 17"
CTN QTY 4



SQUARE ORGANIC PADDLE BOARD
ZCAWSQB1 27 x 35cm
10¾" x 13¾"
CTN QTY 4
(Size of recess 9cm)



SMALL ORGANIC BOARD
ZCAWOB2 1 32 x 17cm
12¾" x 6¾"
CTN QTY 4
(Size of recess 7.2cm)

Wooden Stands



LARGE ROUND STAND
ZCAWLRST1 H: 15cm 5¾"
Dia: 25cm 9¾"
CTN QTY 4



SMALL ROUND STAND
ZCAWRSST1 H: 10cm 4"
Dia: 15cm 6"
CTN QTY 4



LARGE RECTANGULAR STAND
ZCAWLRRS1 42.7 x 18.4 x 15.5cm
16¾" x 7¼" x 6"
CTN QTY 2

SMALL RECTANGULAR STAND
ZCAWSMRS1 33.5 x 15.3 x 10.6cm
13¼" x 6" x 4¾"
CTN QTY 2

Plant Pots



LARGE ROUND PLANT POT
ZCAWLWPL1 H: 15cm 6"
Dia: 27.5cm 10¾"
CTN QTY 4



SMALL ROUND PLANT POT
ZCAWSMPL1 H: 10cm 4"
Dia: 19.8cm 7¾"
CTN QTY 4

CHURCHILL® professional wood

RUSTIC ACACIA

Elevate buffet presentations with Churchill's acacia display pieces, designed to add dimension, warmth and natural character. A collection of organic, modular forms in complementary rustic finishes showcases the rich tones and textures of the wood. All pieces are crafted to work together, allowing for flexible arrangements and eye-catching food displays.



Risers



LARGE NESTING RISER
ZCAWLRNC1 L: 44.5cm 17½"
W: 25.8cm 10¼" H: 23.5cm 9¼"
CTN QTY 1



MEDIUM NESTING RISER
ZCAWRMNC1 L: 42.1cm 16½"
W: 25.8cm 10¼" H: 13.2cm 5¼"
CTN QTY 1



SMALL NESTING RISER
ZCAWRSNC1 L: 39.7cm 15½"
W: 25.8cm 10¼" H: 5cm 2"
CTN QTY 1



LARGE STACKING CRATE RISER
ZCAWLRRC1 L: 44.5cm 17½"
W: 25.8cm 10¼" H: 9.4cm 3¾"
CTN QTY 2



SMALL STACKING CRATE RISER
ZCAWSSRC1 L: 25.8cm 10¼"
W: 22.15cm 8¾" H: 9.4cm 3¾"
CTN QTY 4



THREE BOWL
PRESENTATION PLATFORM
ZCAWTBPP1 L: 44.5cm 17½"
W: 13cm 5¼" H: 3.9cm 1½"
CTN QTY 4

Boards



SOLID BASE HANDLED TRAY
ZCAWSBHT1 39.7 x 25.8cm
15½" x 10"
CTN QTY 4



BREAD BOARD INSERT
ZCAWBB1 37.3 x 23.4cm
14½" x 9½"
CTN QTY 4
(Fits inside ZCAWSBHT1)



MEDIUM STEPPED
PRESENTATION BOARD
ZCAWMRPB1 39.6 x 16cm
15½" x 6¼"
CTN QTY 4



SMALL STEPPED
PRESENTATION BOARD
ZCAWSRPB1 34.2 x 16cm
13½" x 6¼"
CTN QTY 4



ACACIA WOOD LARGE
SERVING BOARD
ZCAWLWSB1 40 x 16.5cm
16½" x 6½"
CTN QTY 4
(Size of recess 10cm)



ACACIA WOOD SMALL
SERVING BOARD
ZCAWSWSB1 30 x 9cm
11½" x 3½"
CTN QTY 4
(Size of recess 7cm)

WARM ACACIA

Bring height, colour and texture to buffet displays with Churchill's acacia display wood. Organic and modular shapes in a selection of natural, rustic and warm toned finishes enhance the beautiful colour and texture of acacia wood. The items are designed to work together to create the ultimate visual food display.



Boards & Trays



PRESENTATION BOARD
ZCAWFB121 33.5 x 33.5cm
13³/₈" x 13³/₈"
CTN QTY 4
(Size of recess 31.75cm 12¹/₂")



PRESENTATION BOARD
ZCAWFB111 30 x 30cm
11³/₈" x 11³/₈"
CTN QTY 4
(Size of recess 27.9cm 11")



**LARGE WOODEN
DELI BOARD**
ZCAWWBD1 40 x 16.5cm
15¹/₂" x 6¹/₂"
CTN QTY 4
(Size of recess 10cm)



**WOODEN SERVING
DELI BOARD**
ZCAWSEVB1 34 x 22cm
23³/₈" x 8⁵/₈"
CTN QTY 6
(Size of recess 7cm)



**SQUARE WOODEN
DELI BOARD**
ZCAWSDB1 32 x 24cm
9⁵/₈" x 12³/₈"
CTN QTY 4
(Size of recess 6.8cm)



**MEDIUM WOODEN DELI
BOARD**
ZCAWMBD1 35.2 x 9 x 2.7cm
13⁷/₈" x 3¹/₂" x 1¹/₄"
CTN QTY 4
(Size of recess 7.2cm)



**SMALL WOODEN
DELI BOARD**
ZCAWSBD1 27 x 9cm
10³/₈" x 3¹/₂"
CTN QTY 4
(Size of recess 7cm)



RECTANGULAR PADDLE BOARD
ZCAWPD1 60 x 14.8cm
23³/₈" x 5³/₈"
CTN QTY 6



LARGE BOARD
ZCAWMBD1 20 x 29cm
7⁷/₈" x 11³/₈"
CTN QTY 4



MEDIUM BOARD
ZCAWMBD1 15 x 29cm
5⁷/₈" x 11³/₈"
CTN QTY 4



**RECTANGULAR
BUFFET TRAY**
ZCAWVRT1 30 x 14.5cm
11³/₈" x 5³/₈"
CTN QTY 6

WARM ACACIA

Bowls



LARGE SINGLE HANDLED
WOODEN TRAY
ZCAWIGT31 48 x 14cm
19" x 5½"
CTN QTY 4
(Size of recess 9cm)



MEDIUM SINGLE HANDLED
WOODEN TRAY
ZCAWIGT21 35.5 x 14cm
14" x 5½"
CTN QTY 4
(Size of recess 7cm)



LARGE MOONSTONE BOWL
ZCAWLMBL1 23 x 21.5 x 11cm
9" x 8½" x 4½" 140cl 49.2oz
CTN QTY 4



SMALL MOONSTONE BOWL
ZCAWSMBL1 14 x 13.5 x 7cm
5½" x 5¼" x 2¾" 30cl 10.5oz
CTN QTY 4

Risers & Cubes



LARGE RECTANGULAR RISER
ZCAWRRL1 56 x 18 x 20cm
22" x 7¼" x 7¾"
CTN QTY 2



MEDIUM RECTANGULAR RISER
ZCAWRRL1 47 x 15 x 15cm
18½" x 5¾" x 5¾"
CTN QTY 2

Crates & Trivets



SMALL RECTANGULAR RISER
ZCAWRRS1 38 x 12 x 10cm
15" x 4¾" x 4"
CTN QTY 2



LARGE BUFFET CUBE
ZCAWLBR1 18 x 18 x 20cm
7¼" x 7¼" x 7¾"
CTN QTY 2



MEDIUM BUFFET CUBE
ZCAWMBR1 15 x 15 x 15cm
5¾" x 5¾" x 5¾"
CTN QTY 4



SMALL BUFFET CUBE
ZCAWSBR1 12 x 12 x 10cm
4¾" x 4¾" x 4"
CTN QTY 4



RECTANGULAR CRATE
ZCAWRCTC1 33 x 20 x 10cm
13" x 7¾" x 4¾"
CTN QTY 4



SQUARE CRATE
ZCAWSQRC1 20 x 20 x 10cm
7¾" x 7¾" x 4¾"
CTN QTY 4



ACACIA WOODEN
CARRIER
ZCAWMCC1 15 x 15cm
5¾" x 5¾"
CTN QTY 4

Elegant & Contemporary Glass Tableware



STACKABLE



DISHWASHER
SAFE



Food Safe Product

Learn more about our Features & Benefits

See page 444 - 449



CHURCHILL[®]
professional glass tableware

Elegant & Contemporary Glass Tableware

Churchill's professional glassware collection is thoughtfully designed by our in-house creative team to perfectly complement our premium ceramics portfolio.

Inspired by our embossed ceramic ranges, including Bamboo, Isla and Viana, these glass pieces introduce subtle layers of texture and depth to the tabletop. Ideal for chilled dishes such as salads, sushi, tapas or ceviche, Churchill glassware offers chefs a versatile and elegant platform for creative presentation.

At Churchill, we are committed to working with trusted partners who share our values of exceptional product quality, service excellence and sustainable practice. Together, we ensure that every piece meets the highest standards of performance and style.

NEW COLLECTION

CHURCHILL® professional glass tableware

VIANA GLASS

Traditional Charm of Patio Tiles

Elevating the Viana collection, the embossment is showcased on glass tableware, featuring across organic shapes in the soft, subtle Dusk shade.



Dusk



ORGANIC GLASS PLATE
GLVDOP291 29.5cm 11½"
CTN QTY 6



ORGANIC GLASS PLATE
GLVDTBP11 22.5cm 8¾"
CTN QTY 6



ORGANIC GLASS BOWL
GLVDOB241 24.5cm 9¾"
110cl 37oz
CTN QTY 6



ORGANIC GLASS BOWL
GLVDTBB21 21cm 8¼"
60cl 21oz
CTN QTY 6



ORGANIC GLASS BOWL
GLVDTBB11 17cm 6½"
26.5cl 9.3oz
CTN QTY 6

NEW SHAPE



TASTING TRAY
GLVDGF331 33 x 10.8cm
13 x 4¼"
CTN QTY 6

NEW SHAPE



TASTING TRAY
GLVDGF301 30 x 9.7cm
11¾ x 3¾"
CTN QTY 6

NEW SHAPE



TASTING TRAY
GLVDGF231 25 x 9.7cm
9¾ x 3¾"
CTN QTY 6

COMPLEMENTARY ITEMS:



FOOTED PLATE
WHVINF111 30.5cm 12"
CTN QTY 12



FOOTED PLATE
WHVINF101 26.1cm 10¼"
CTN QTY 12



PLATE
WHVINP8 21cm 8¼"
CTN QTY 12



PLATE
WHVINP651 17cm 6¾"
CTN QTY 12

CF Items with a fully glazed foot

ISLA GLASS

Inspired by the Shoreline

Further enhancing the Isla collection, the embossment is featured on glass tableware in soft organic shapes and a versatile clear colour.



Clear



ORGANIC GLASS PLATE
GLCLOP291 29.5cm 11 1/4"
CTN QTY 6



ORGANIC GLASS PLATE
GLCLTBP11 22.5cm 8 7/8"
CTN QTY 6



ORGANIC GLASS BOWL
GLCLOB241 24.5cm 9 5/8"
110cl 37oz
CTN QTY 6



ORGANIC GLASS BOWL
GLCLTBB21 21cm 8 1/4"
60cl 21oz
CTN QTY 6



ORGANIC GLASS BOWL
GLCLTBB11 17cm 6 1/2"
26.5cl 9.3oz
CTN QTY 6



ORGANIC OVAL
GLASS PLATTER
GLCLTBO11 30 x 16.2cm
11 1/2" x 6 1/8"
CTN QTY 6


COMPLEMENTARY ITEMS:



COASTAL SAND
FOOTED PLATE
ANISIF581 27.6cm 10 7/8"
CTN QTY 12



COASTAL SAND PLATE
ANISIP8 1 21cm 8 1/4"
CTN QTY 12



OCEAN BLUE
FOOTED PLATE
OCISIF581 27.6cm 10 7/8"
CTN QTY 12



OCEAN BLUE PLATE
OCISIP8 1 21cm 8 1/4"
CTN QTY 12

CHURCHILL® professional glass tableware

BAMBOO GLASS

Inspired by Nature

Further enhancing the Bamboo collection, the embossment is featured on glass tableware in soft organic shapes and a subtle dusk colour.



Dusk



ORGANIC GLASS PLATE
GLDKOP291 29.5cm 11½"
CTN QTY 6



ORGANIC GLASS PLATE
GLDKTBP11 22.5cm 8¾"
CTN QTY 6



ORGANIC GLASS BOWL
GLDKOB241 24.5cm 9¾"
110cl 37oz
CTN QTY 6



ORGANIC GLASS BOWL
GLDKTBB21 21cm 8¼"
60cl 21oz
CTN QTY 6



ORGANIC GLASS BOWL
GLDKTBB11 17cm 6½"
26.5cl 9.3oz
CTN QTY 6



ORGANIC OVAL
GLASS PLATTER
GLDKTBO11 30 x 16.2cm
11½" x 6½"
CTN QTY 6

COMPLEMENTARY ITEMS:



DUSK FOOTED PLATE
DUBALF581 27.6cm 10¾"
CTN QTY 12



DUSK PLATE
DUBALP8 1 21cm 8¼"
CTN QTY 12



MIST FOOTED PLATE
MBBALF581 27.6cm 10¾"
CTN QTY 12



MIST PLATE
MBBALP8 1 21cm 8¼"
CTN QTY 12

GF Items with a fully glazed foot

Enhancing the dining experience



STAINLESS
STEEL



DISHWASHER
SAFE



FOOD SAFETY, CORROSION
RESISTANCE, HARDNESS
OF KNIFE BLADES
BRITISH STANDARD

Learn more about our Features & Benefits
See page 444 - 449



CHURCHILL

CUTLERY

Exclusively designed in-house by our UK - based design team, Churchill cutlery has been specifically created for the hospitality environment with a focus on strength, comfort and style. Manufactured in high quality 18/10 stainless steel with a premium polished finish, Churchill cutlery meets the highest standards in durability and performance.

Fully stocked in our UK - based warehouse, with all the benefits of the Churchill continuity and service promise. Offering a variety of designs and styles, the range is ideal for both casual and premium settings, enhancing the dining experience and complementing the Churchill ceramics portfolio.

Evolve

A sleek and minimal cutlery shape, Evolve features a stylish angular design. The range is exclusively designed by Churchill and manufactured in quality 18/10 stainless steel. Versatile and functional, the Evolve collection is designed to complement the comprehensive Churchill ceramics portfolio.



Featured with Evolve Plate



TABLE FORK
EV TAF01 20.7cm
3.5mm
CTN QTY 12



TABLE KNIFE
EV TAKN1 23.7cm
8mm
CTN QTY 12



STEAK KNIFE
EV STKN1 24cm
8mm
CTN QTY 12



TABLE SPOON
EV TASP1 20.7cm
3.5mm
CTN QTY 12



DESSERT FORK
EV DEFO1 18.4cm
3mm
CTN QTY 12



DESSERT KNIFE
EV DEKN1 20.8cm
7.5mm
CTN QTY 12



DESSERT SPOON
EV DESP1 18.2cm
3.5mm
CTN QTY 12



CAKE FORK
EV CAF01 15.3cm
2.5mm
CTN QTY 12



FISH KNIFE
EV FIKN1 20.1cm
3mm
CTN QTY 12



SOUP SPOON
EV SOSP1 17.2cm
3mm
CTN QTY 12



TEASPOON
EV TESP1 13.8cm
2.5mm
CTN QTY 12



DEMITASSE SPOON
EV DMSP1 11cm
2.2mm
CTN QTY 12



CHURCHILL®

Stonecast

Stonecast cutlery is inspired by the spinwash design of our popular ceramic Stonecast collection. The range is manufactured in quality 18/10 stainless steel and designed to work alongside our ceramic portfolio. Stonecast cutlery is featured on the sleek, angular Evolve shape with an eye catching textured embossment.



Featured with Stonecast Plate



TABLE FORK
ST TAFO1 20.7cm
3.5mm
CTN QTY 12



TABLE KNIFE
ST TAKN1 23.7cm
8mm
CTN QTY 12



STEAK KNIFE
ST STKN1 24cm
8mm
CTN QTY 12



TABLE SPOON
ST TASP1 20.7cm
3.5mm
CTN QTY 12



DESSERT FORK
ST DEFO1 18.4cm
3mm
CTN QTY 12



DESSERT KNIFE
ST DEKN1 20.8cm
7.5mm
CTN QTY 12



DESSERT SPOON
ST DESP1 18.2cm
3.5mm
CTN QTY 12



CAKE FORK
ST CAFO1 15.3cm
2.5mm
CTN QTY 12



FISH KNIFE
ST FIKN1 20.1cm
3mm
CTN QTY 12



SOUP SPOON
ST SOSP1 17.2cm
3mm
CTN QTY 12



TEASPOON
ST TESP1 13.8cm
2.5mm
CTN QTY 12



DEMITASSE SPOON
ST DMSP1 11cm
2.2mm
CTN QTY 12

18/10
Stainless Steel

CHURCHILL
Kintsugi

Kintsugi cutlery features a crackled, embossed texture on the contemporary Evolve shape. Finished in high quality 18/10 stainless steel, Kintsugi cutlery is designed to complement the Churchill ceramic portfolio.



Featured with Stonecast Canvas Plate

					
TABLE FORK KT TAFO1 20.7cm 3.5mm CTN QTY 12	TABLE KNIFE KT TAKN1 23.7cm 8mm CTN QTY 12	STEAK KNIFE KT STKN1 24cm 8mm CTN QTY 12	TABLE SPOON KT TASP1 20.7cm 3.5mm CTN QTY 12	DESSERT FORK KT DEFO1 18.4cm 3mm CTN QTY 12	DESSERT KNIFE KT DEKN1 20.8cm 7.5mm CTN QTY 12
					
DESSERT SPOON KT DESP1 18.2cm 3.5mm CTN QTY 12	CAKE FORK KT CAFO1 15.3cm 2.5mm CTN QTY 12	FISH KNIFE KT FIKN1 20.1cm 3mm CTN QTY 12	SOUP SPOON KT SOSP1 17.2cm 3mm CTN QTY 12	TEASPOON KT TESP1 13.8cm 2.5mm CTN QTY 12	DEMITASSE SPOON KT DMSP1 11cm 2.2mm CTN QTY 12

Trace

Simplistically chic, the Trace cutlery design is a modern interpretation of the classic teardrop shape. Manufactured in high quality 18/10 stainless steel, Trace cutlery is perfect minimal design for elevating any table setting alongside Churchill's ceramics.



Featured with Stonecast Plate



TABLE FORK
TR TAFO1 20.7cm
3.5mm
CTN QTY 12



TABLE KNIFE
TR TAKN1 23.6cm
8mm
CTN QTY 12



STEAK KNIFE
TR STKN1 23.6cm
8mm
CTN QTY 12



TABLE SPOON
TR TASP1 20.6cm
3.5mm
CTN QTY 12



DESSERT FORK
TR DEFO1 18.2cm
3mm
CTN QTY 12



DESSERT KNIFE
TR DEKN1 21cm
7.5mm
CTN QTY 12



DESSERT SPOON
TR DESP1 18.2cm
3mm
CTN QTY 12



SOUP SPOON
TR SOSP1 16.9cm
3mm
CTN QTY 12



TEASPOON
TR TESP1 13.6cm
2.5mm
CTN QTY 12



DEMITASSE SPOON
TR DMSP1 11cm
2.2mm
CTN QTY 12



CHURCHILL®

Cooper

Cooper is an original design that expertly combines classic and contemporary design elements to create a feeling of substantial weight and perfect balance. A generous head size and the long tines of the fork combine with a modern angular handle and smoothed edges for comfort.



Featured with Stone Plate



TABLE FORK
CO TAFO1 20.7cm
3.5mm
CTN QTY 12



TABLE KNIFE
CO TAKN1 23.8cm
8mm
CTN QTY 12



STEAK KNIFE
CO STKN1 24cm
8mm
CTN QTY 12



TABLE SPOON
CO TASP1 20.6cm
3.5mm
CTN QTY 12



DESSERT FORK
CO DEFO1 18.2cm
3mm
CTN QTY 12



DESSERT KNIFE
CO DEKN1 20.8cm
7.5mm
CTN QTY 12



DESSERT SPOON
CO DESP1 18.2cm
3mm
CTN QTY 12



CAKE FORK
CO CAFO1 13.8cm
2.5mm
CTN QTY 12



FISH KNIFE
CO FIKN1 20.1cm
3mm
CTN QTY 12



SOUP SPOON
CO SOSP1 17.2cm
3mm
CTN QTY 12



TEASPOON
CO TESP1 13.8cm
2.5mm
CTN QTY 12




DEMITASSE SPOON
CO DMSP1 11cm
2.2mm
CTN QTY 12

CHURCHILL
Agano

The Agano cutlery design features an elegant linear texture on the Trace teardrop shape. A classic and timeless cutlery range in quality 18/10 stainless steel and a high polished finish, the premium feel of Agano enhances any luxurious table setting.



Featured with Stonecast Raw Plate

					
TABLE FORK AG TAF01 20.7cm 3.5mm CTN QTY 12	TABLE KNIFE AG TAKN1 23.6cm 8mm CTN QTY 12	STEAK KNIFE AG STKN1 23.6cm 8mm CTN QTY 12	TABLE SPOON AG TASP1 20.6cm 3.5mm CTN QTY 12	DESSERT FORK AG DEFO1 18.2cm 3mm CTN QTY 12	DESSERT KNIFE AG DEKN1 21cm 7.5mm CTN QTY 12
					
DESSERT SPOON AG DESP1 18.2cm 3mm CTN QTY 12	SOUP SPOON AG SOSP1 16.9cm 3mm CTN QTY 12	TEASPOON AG TESP1 13.6cm 2.5mm CTN QTY 12	DEMITASSE SPOON AG DMSP1 11cm 2.2mm CTN QTY 12		

Bamboo

Styled on the Cooper shape, Bamboo is a statement design featuring a fine linear embossment. Inspired by nature and the Churchill Bamboo tableware, Bamboo cutlery is modern, delicate and suitable for both formal and casual dining settings.



Featured with Bamboo Plate



TABLE FORK
BA TAFO1 20.7cm
3.5mm
CTN QTY 12



TABLE KNIFE
BA TAKN1 23.8cm
8mm
CTN QTY 12



STEAK KNIFE
BA STKN1 24cm
8mm
CTN QTY 12



TABLE SPOON
BA TASP1 20.6cm
3.5mm
CTN QTY 12



DESSERT FORK
BA DEFO1 18.2cm
3mm
CTN QTY 12



DESSERT KNIFE
BA DEKN1 20.8cm
7.5mm
CTN QTY 12



BUTTER KNIFE
BA BUKN1 18cm
7.5mm
CTN QTY 12



DESSERT SPOON
BA DESP1 18.2cm
3mm
CTN QTY 12



CAKE FORK
BA CAFO1 13.8cm
2.5mm
CTN QTY 12



FISH KNIFE
BA FIKN1 20.1cm
3mm
CTN QTY 12



SOUP SPOON
BA SOSP1 17.2cm
3mm
CTN QTY 12



TEASPOON
BA TESP1 13.8cm
2.5mm
CTN QTY 12



DEMITASSE SPOON
BA DMSP1 11cm
2.2mm
CTN QTY 12



LATTE SPOON
BA LASP1 19cm
2.3mm
CTN QTY 12



CHURCHILL®

Linear

Linear features a sleek, modern shape that seamlessly combines sophistication with everyday practicality. Made from high-quality 18/10 stainless steel and finished with a polished mirror surface, Linear is the perfect choice for elevating both casual and formal tabletop settings.



Featured with Envisage Cascade Plate



TABLE FORK
LI TAFO1 20.7cm
4.5mm
CTN QTY 12



TABLE KNIFE
LI TAKN1 23.6cm
8mm
CTN QTY 12



STEAK KNIFE
LI STKN1 24cm
8mm
CTN QTY 12



TABLE SPOON
LI TASP1 20.4cm
4.5mm
CTN QTY 12



DESSERT FORK
LI DEFO1 18.3cm
4mm
CTN QTY 12



DESSERT KNIFE
LI DEKN1 20.8cm
7mm
CTN QTY 12



DESSERT SPOON
LI DESP1 18.2cm
4mm
CTN QTY 12



CAKE FORK
LI CAFO1 15.2cm
3mm
CTN QTY 12



FISH KNIFE
LI FIKN1 20.6cm
4mm
CTN QTY 12



SOUP SPOON
LI SOSP1 17.8cm
4mm
CTN QTY 12



TEASPOON
LI TESP1 13.8cm
3mm
CTN QTY 12



DEMITASSE SPOON
LI DMSP1 11cm
2.5mm
CTN QTY 12




BUTTER KNIFE
LI BUKN1 19.3cm
7mm
CTN QTY 12



LATTEE SPOON
LI LASP1 19cm
3mm
CTN QTY 12

Tide Vintage

Featured on the Linear shape, this 18/10 cutlery collection showcases the intricate Tide embossment with a contemporary stonewash finish, perfectly complementing the Tide ceramic portfolio.



Featured with Inked Tide Plate

- | | | | | | |
|---|---|---|---|---|---|
|  |  |  |  |  |  |
| TABLE FORK
TI TAFO1 20.7cm
4.5mm
CTN QTY 12 | TABLE KNIFE
TI TAKN1 23.6cm
8mm
CTN QTY 12 | STEAK KNIFE
TI STKN1 24cm
8mm
CTN QTY 12 | TABLE SPOON
TI TASP1 20.4cm
4.5mm
CTN QTY 12 | DESSERT FORK
TI DEFO1 18.3cm
4mm
CTN QTY 12 | DESSERT KNIFE
TI DEKN1 20.8cm
7mm
CTN QTY 12 |
|  |  |  |  |  |  |
| DESSERT SPOON
TI DESP1 18.2cm
4mm
CTN QTY 12 | CAKE FORK
TI CAFO1 15.2cm
3mm
CTN QTY 12 | FISH KNIFE
TI FIKN1 20.6cm
4mm
CTN QTY 12 | SOUP SPOON
TI SOSP1 17.8cm
4mm
CTN QTY 12 | TEASPOON
TI TESP1 13.8cm
3mm
CTN QTY 12 | DEMITASSE SPOON
TI DMSP1 11cm
2.5mm
CTN QTY 12 |
|  |  | | | | |
| BUTTER KNIFE
TI BUKN1 19.3cm
7mm
CTN QTY 12 | LATTEE SPOON
TI LASP1 19cm
3mm
CTN QTY 12 | | | | |


NEW ADDITIONS



CHURCHILL®

Tanner

Soft and simplistic, Tanner cutlery shapes are stylish and ergonomically designed for comfort when holding. The contemporary and versatile design is ideal for both casual or premium dining, enhancing the dining experience and complementing the Churchill ceramics portfolio.



Featured with Stone Plate



TABLE FORK TA TAF01 20.7cm 4mm CTN QTY 12	TABLE KNIFE TA TAKN1 23.6cm 8mm CTN QTY 12	STEAK KNIFE TA STKN1 23.6cm 8mm CTN QTY 12	TABLE SPOON TA TASP1 20.6cm 4mm CTN QTY 12	DESSERT FORK TA DEFO1 18.2cm 3.5mm CTN QTY 12	DESSERT KNIFE TA DEKN1 21cm 7.5mm CTN QTY 12
--	---	---	---	--	---

NEW



BUTTER KNIFE TA BUKN1 17.8cm 7.5mm CTN QTY 12	DESSERT SPOON TA DESP1 18.2cm 3.5mm CTN QTY 12	CAKE FORK TA CAF01 13.6cm 2.5mm CTN QTY 12	FISH KNIFE TA FIKN1 20.5cm 3.5mm CTN QTY 12	SOUP SPOON TA SOSP1 17cm 3.5mm CTN QTY 12	TEASPOON TA TESP1 13.6cm 2.5mm CTN QTY 12
--	---	---	--	--	--

NEW



DEMITASSE SPOON TA DMSP1 11cm 2.5mm CTN QTY 12	LATTE SPOON TA LASP1 19cm 2.8mm CTN QTY 12
---	---

18/10
Stainless Steel



CHURCHILL®

Tanner Vintage

Tanner Vintage is a modern interpretation of the classic teardrop shape. Available in a stonewash matte finish and manufactured in high quality 18/10 stainless steel, Tanner Vintage is ideal for both casual and premium dining.



Featured with Homespun Chroma Plate



TABLE FORK
TAVITAF01 20.7cm
4mm
CTN QTY 12



TABLE KNIFE
TAVITAKN1 23.6cm
8mm
CTN QTY 12



STEAK KNIFE
TAVITSKN1 23.6cm
8mm
CTN QTY 12



TABLE SPOON
TAVITASP1 20.6cm
4mm
CTN QTY 12



DESSERT FORK
TAVTDEFO1 18.2cm
3.5mm
CTN QTY 12



DESSERT KNIFE
TAVTDEKN1 21cm
7.5mm
CTN QTY 12



DESSERT SPOON
TAVTDESP1 18.2cm
3.5mm
CTN QTY 12



SOUP SPOON
TAVITOSP1 17cm
3.5mm
CTN QTY 12



TEASPOON
TAVITESP1 13.6cm
2.5mm
CTN QTY 12



DEMITASSE SPOON
TAVITDMS1 11cm
2.5mm
CTN QTY 12

Isla

Styled on the Tanner shape, Isla is a statement design featuring a textured embossment. Inspired by the shoreline and the Churchill Isla tableware, Isla cutlery is modern, delicate and suitable for both formal and casual dining settings. The surface creates shadows and highlights, accentuating the form and inviting diners to explore it's tactile appearance.



Featured with Isla Plate



TABLE FORK
IS TAFO1 20.7cm
4mm
CTN QTY 12



TABLE KNIFE
IS TAKN1 23.6cm
8mm
CTN QTY 12



STEAK KNIFE
IS STKN1 23.6cm
8mm
CTN QTY 12



TABLE SPOON
IS TASP1 20.6cm
4mm
CTN QTY 12



DESSERT FORK
IS DEFO1 18.2cm
3.5mm
CTN QTY 12



DESSERT KNIFE
IS DEKN1 21cm
7.5mm
CTN QTY 12

NEW



BUTTER KNIFE
IS BUKN1 17.8cm
7.5mm
CTN QTY 12



DESSERT SPOON
IS DESP1 18.2cm
3.5mm
CTN QTY 12



CAKE FORK
IS CAFO1 13.6cm
2.5mm
CTN QTY 12



FISH KNIFE
IS FIKN1 20.5cm
3.5mm
CTN QTY 12



SOUP SPOON
IS SOSP1 17cm
3.5mm
CTN QTY 12



TEASPOON
IS TESP1 13.6cm
2.5mm
CTN QTY 12

NEW



DEMITASSE SPOON
IS DMSP1 11cm
2.5mm
CTN QTY 12



LATTE SPOON
IS LASP1 19cm
2.8mm
CTN QTY 12

Profile

Sleek and contemporary, Profile cutlery is a original Churchill design manufactured in 18/10 stainless steel. Designed to complement the Churchill ceramic portfolio, Profile Cutlery a stylish, simplistic way to elevate any table setting.



Featured with Profile Plate

					
TABLE FORK PR TAFO1 20.7cm 4mm+ CTN QTY 12	TABLE KNIFE PR TAKN1 23.3cm 8mm+ CTN QTY 12	STEAK KNIFE PR STKN1 23.3cm 8mm+ CTN QTY 12	TABLE SPOON PR TASP1 20.9cm 4mm CTN QTY 12	DESSERT FORK PR DEFO1 18.2cm 4mm+ CTN QTY 12	DESSERT KNIFE PR DEKN1 21cm 7.5mm+ CTN QTY 12
					
DESSERT SPOON PR DESP1 18.5cm 4mm+ CTN QTY 12	CAKE FORK PR CAFO1 15.1cm 2.5mm+ CTN QTY 12	FISH KNIFE PR FIKN1 20.1cm 3mm+ CTN QTY 12	SOUP SPOON PR SOSP1 17.5cm 4mm+ CTN QTY 12	TEASPOON PR TESP1 13.8cm 2.5mm+ CTN QTY 12	DEMITASSE SPOON PR DMSP1 11cm 2.2mm+ CTN QTY 12

Raku

NEW ADDITION

Raku Cutlery is inspired by the surface texture of reactive glaze and the Studio Prints Raku ceramic range. Manufactured in 18/10 stainless steel and styled on the Profile cutlery shape with an additional textured embossment. Raku is a modern and tactile cutlery range, designed for versatility.



Featured with Raku Plate



TABLE FORK RA TAFO1 20.7cm 4mm+ CTN QTY 12	TABLE KNIFE RA TAKN1 23.3cm 8mm+ CTN QTY 12	STEAK KNIFE RA STKN1 23.3cm 8mm+ CTN QTY 12	TABLE SPOON RA TASP1 20.9cm 4mm CTN QTY 12	DESSERT FORK RA DEFO1 18.2cm 4mm+ CTN QTY 12	DESSERT KNIFE RA DEKN1 21cm 7.5mm+ CTN QTY 12
--	---	---	--	--	---

NEW



BUTTER KNIFE RA BUKN1 18.7cm 17.5mm+ CTN QTY 12	DESSERT SPOON RA DESP1 18.5cm 4mm+ CTN QTY 12	CAKE FORK RA CAFO1 15.1cm 2.5mm+ CTN QTY 12	FISH KNIFE RA FIKN1 20.1cm 3mm+ CTN QTY 12	SOUP SPOON RA SOSP1 17.5cm 4mm+ CTN QTY 12	TEASPOON RA TESP1 13.8cm 2.5mm+ CTN QTY 12
---	---	---	--	--	--





DEMITASSE SPOON
RA DMSP1 11cm
2.2mm+
CTN QTY 12


FEATURES & BENEFITS - CERAMICS





DURABLE AND VITRIFIED

 Breakages in ceramics are generally related to porosity or how much water a piece can absorb. Water absorption weakens the chemical structure affecting its durability over time. Through the process of vitrification, the particle structure of our ceramic body becomes strong, dense and watertight.

 Las roturas en la cerámica están generalmente relacionadas con la porosidad, o con la cantidad de agua que una pieza puede absorber. La absorción de agua debilita la estructura química afectando su durabilidad en el tiempo. A través del proceso de vitrificación, la estructura de partículas de nuestro cuerpo cerámico se vuelve fuerte, densa y hermética.


 Brüche in Keramik hängen im Allgemeinen mit der Porosität zusammen oder damit, wie viel Wasser ein Stück aufnehmen kann. Wasseraufnahme schwächt die chemische Struktur, was die Haltbarkeit im Laufe der Zeit beeinträchtigt. Die Partikelstruktur unseres Keramischen Scherben wird durch den Vitrifizierungsprozess robust, dicht und wasserundurchlässig.


 Le rotture della ceramica dipendono in genere dalla porosità, cioè dalla quantità di acqua che un pezzo è in grado di assorbire. L'assorbimento di acqua indebolisce la struttura chimica, compromettendone la durata nel tempo. Mediante il processo di vetrificazione, la struttura delle particelle del nostro corpo ceramico diventa forte, denso e impermeabile.


 Les fissures ou casses de céramique sont généralement liées au taux de porosité. L'absorption d'eau affaiblit la structure chimique de la céramique, affectant sa résistance dans le temps. Grâce au processus de vitrification, la structure granulaire du corps céramique se compacte et se densifie.





STACKABLE

 The technology used to form our products ensures consistency in size and weight allowing pieces to be stacked back of house using less space and reducing breakages.

 La tecnología utilizada para formar nuestros productos asegura la consistencia en tamaño y peso permitiendo que las piezas se apilen eficientemente usando menos espacio y reduciendo las roturas.


 Die Ränder werden mit einem Schwamm bearbeitet, um eine runde, glatte Oberfläche zu erzeugen, die weniger anfällig für Absplitterungen ist.


 La tecnologia impiegata per formare i nostri prodotti garantisce omogeneità di peso e dimensioni, affinché possano essere impilati negli spazi di servizio con un minore ingombro e meno rotture.


 Une technologie de pointe qui assure la régularité et une parfaite cohérence entre la taille, la forme et le poids du produit. Les espaces de stockage des professionnels sont optimisés.





FULLY GLAZED BASE

 Although glazing the feet of our ceramics adds complexity it increases functional benefits to the customer. Foot glazing requires 'pin firing'. This prevents scratching to tables and plates when stacked.

 Aunque esmaltar una pieza en su totalidad añade complejidad, esto aumenta los beneficios funcionales para el cliente. El esmaltado en la base de cada pieza requiere de un "pin-firing". Esto evita que se rayen las mesas y platos cuando se apilan.


 Obwohl das Glasieren der Füße unseres Geschirres die Komplexität erhöht, erhöht es den funktionellen Nutzen für den Kunden. Für eine Fuß-Glasur ist das sogenannte "Pin-Firing" erforderlich. So wird das Zerkratzen von Tischen und Tellern beim Stapeln verhindert.


 Sebbene la smaltatura dei piedi della nostra ceramica aggiunge complessità, accresce i vantaggi funzionali per il cliente. La smaltatura dei piedi richiede una "cottura su punte". In questo modo, si evitano i graffi sui tavoli e sui piatti quando vengono impilati.


 Le procédé du talon émaillé est un réel avantage fonctionnel pour nos clients. Pour l'obtenir, l'assiette est laissée à sécher sur un trépied en bois. L'émail pulvérisé recouvre intégralement l'assiette sauf 3 petits points au dessous de l'assiette qui seront polis plus tard.





SUPERIOR GLAZE FINISH

 Our glaze is hard wearing and designed specifically for the hospitality environment. Sprayed glaze creates a smoother and more consistent finish.

 Nuestro esmalte es resistente y está diseñado específicamente para el entorno de la hostelería. El esmalte que se aplica con spray crea un acabado más suave y consistente.


 Unsere Glasur ist widerstandsfähig und speziell für das Gastgewerbe konzipiert. Die aufgesprühte Glasur erzeugt eine glattere und gleichmäßigere Oberfläche.


 Il nostro smalto è resistente e appositamente studiato per le strutture ricettive. La smaltatura a spruzzo crea una finitura più liscia e uniforme.


 Notre émail est conçu spécifiquement pour le secteur hôtelier. Le procédé d'émaillage par pulvérisation permet d'obtenir une finition plus lisse et homogène.





ECO GLAZE

 Our glazing system is carefully formulated to allow oversprayed glaze to be collected, go through a lengthy cleaning process and then be reused, minimising our impact on the environment.

 Nuestro sistema de esmaltado está cuidadosamente formulado para permitir que el esmalte pulverizado sobrante se recoja, pase por un largo proceso de limpieza y pueda luego ser reutilizado, minimizando nuestro impacto en el medio ambiente.


 Unser Glasursystem so gut konzipiert ist, dass wir überschüssig gesprühte Glasur auffangen und nach einem langwierigen Reinigungsprozess erneut verwenden können, um unseren Umwelteinfluss zu minimieren?


 Il nostro sistema di smaltatura è accuratamente formulato affinché lo smalto spruzzato in eccesso venga raccolto, subisca un lento processo di pulizia e possa quindi essere riutilizzato, riducendo al minimo il nostro impatto sull'ambiente.


 Notre système de pulvérisation nous permet de récupérer les excédents d'émail lors du processus de nettoyage. En les intégrant à nouveau dans le processus de fabrication, nous réduisons notre impact sur l'environnement.





5 YEAR EDGE CHIP WARRANTY

 Covered by our 5 Year Edge Chip Warranty. * Denotes items covered by the warranty.

 Cubierto por nuestra garantía Edge Chip de 5 años. * Indica los elementos cubiertos por la garantía.

 Abgedeckt von unserer 5 Jahre-Kantenschlaggarantie. Mit * gekennzeichnete Artikel werden von der Garantie abgedeckt.

 Garantiti 5 anni contro le sbeccature indica gli articoli coperti da garanzia.

 Couvert par notre garantie 5 ans anti ébréchure. * Indique les éléments couverts par la garantie.





MICROWAVE SAFE

 Microwave Safe.

 Seguro para microondas.

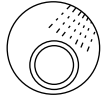
 Mikrowellenfest.

 Sicuro per microonde.


 Va au micro-ondes.


Terms and conditions apply


FEATURES & BENEFITS - CERAMICS





DISHWASHER SAFE

 Dishwasher Safe.


 Apto para lavavajillas.

 Spülmaschinenfest.

 Lavabile in lavastoviglie.


 Va au lave-vaisselle.


FEATURES & BENEFITS - CUTLERY





18/10


STAINLESS STEEL

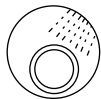
 Manufactured in high quality 18/10 stainless steel. Churchill cutlery meets the highest standards in durability and performance.

 El acero inoxidable 18/10 de alta calidad cumple con los más altos estándares de durabilidad y rendimiento.


 Hergestellt aus reinem Edelstahl 18/10 erfüllt es höchste Standards in Qualität und Haltbarkeit.


 L'alta qualità dell'acciaio 18/10 si aggiunge ai più alti standard di durata e performance.


 La haute qualité 18/10 Stainless steel contribue à la durabilité produit.




DISHWASHER SAFE

 Dishwasher Safe.

 Apto para lavavajillas.

 Spülmaschinenfest.


 Lavabile in lavastoviglie.


 Va au lave-vaisselle.




BS EN ISO 8442-2:1998


FOOD SAFETY, CORROSION RESISTANCE AND HARDNESS OF KNIFE BLADES
BRITISH STANDARD

 Food safety, corrosion resistance and hardness of knife blades.

 Seguridad alimentaria, resistencia a la corrosión y dureza de los cuchillos.

 Lebensmittelsicherheit, Korrosionsbeständigkeit und Härte von Messerklingen.

 Sicurezza alimentare, resistenza alla corrosione e durezza delle lame dei coltelli.

 Inox haute qualité, résiste à la corrosion, ne raye pas résiste à la corrosion, ne raye pas.


FEATURES & BENEFITS - STANDARDS





BS EN 12980


EDGE CHIP RESISTANCE
BRITISH STANDARD, EUROPEAN APPROVED

 Edge Chip Resistance.

 Resistencia a Desportillamiento .

 Kantenschlaggarantie.

 Bordo rinforzato garanzia sulle sbecature.


 Résistance à l'ébréchure.





BS EN 12875


MECHANICAL DISHWASHER RESISTANCE
BRITISH STANDARD, EUROPEAN APPROVED

 Mechanical Dishwasher Resistance.



































































 Resistencia al Lavavajillas.

 Mechanische Spülmaschinenbeständigkeit.

 Resistenza ai lavaggi industriali.

 Résistance mécanique au lave-vaisselle.

FEATURES & BENEFITS - STANDARDS

 BS EN 12980 VITRIFIED HOTELWARE BRITISH STANDARD	 Vitrified Hotelware.	 Vajilla Vitrificada para Hostelería.	 Vitrified Hotelgeschirr.	 Articoli supervetrificati.	 Articles super vitrifiés, pied émaillé.
 ASTM C927-80 FOOD SAFETY INTERNATIONAL STANDARD	 Food Safety.	 Seguridad Alimentaria.	 Lebensmittelsicherheit.	 Sicurezza alimentare.	 Sécurité alimentaire.
 BS 1388 FOOD SAFETY INTERNATIONAL STANDARD	 Food Safety.	 Seguridad Alimentaria.	 Lebensmittelsicherheit.	 Sicurezza alimentare.	 Sécurité alimentaire.
 BS 6748:1986 FOOD SAFETY INTERNATIONAL STANDARD	 Food Safety.	 Seguridad Alimentaria.	 Lebensmittelsicherheit.	 Sicurezza alimentare.	 Sécurité alimentaire.
 ASTM C738-94 FOOD SAFETY INTERNATIONAL STANDARD	 Food Safety.	 Seguridad Alimentaria.	 Lebensmittelsicherheit.	 Sicurezza alimentare.	 Sécurité alimentaire.
 ISO 6468 FOOD SAFETY INTERNATIONAL STANDARD	 Food Safety.	 Seguridad Alimentaria.	 Lebensmittelsicherheit.	 Sicurezza alimentare.	 Sécurité alimentaire.
 ASTM C368 SECURE HANDLE ADHESION INTERNATIONAL STANDARD	 Secure Handle Adhesion.	 Adherencia Segura del Asa.	 Widerstandsfähige Griffbefestigungen.	 Precisione e affidabilità dei manici attaccati a mano.	 Préhension adaptée de la poignée.
 BS EN 1183:1997 THERMAL SHOCK AND THERMAL SHOCK ENDURANCE BRITISH STANDARD, EUROPEAN APPROVED	 Thermal Shock and Thermal Shock Endurance.	 Choque Térmico y Resistencia al Choque Térmico.	 Wärmeshock und Temperaturwechselbeständigkeit.	 Test di resistenza ai cambi di temperatura.	 Résistance aux chocs thermiques.
 BS EN 13285:2003 CRAZING RESISTANCE OF CERAMIC ARTICLES BRITISH STANDARD, EUROPEAN APPROVED	 Crazing Resistance of Ceramic Articles.	 Resistencia al Agrietamiento de Artículos Cerámicos.	 Rissbildungsbeständigkeit.	 Smalto resistente ai graffi.	 Résistance aux marques métalliques.
 BS EN 15284 RESISTANCE TO MICROWAVE HEATING BRITISH STANDARD, EUROPEAN APPROVED	 Resistance to Microwave Heating.	 Resistencia al Calentamiento por Microondas.	 Widerstandsfähigkeit gegen Mikrowellenstrahlung.	 Adatto all'uso in microonde.	 Adapté au réchauffage micro-ondes.
 PT35 METAL MARKING LUCIDEAN	 Metal Marking.	 Marcado de Metales.	 Metallmarkierung.	 Resistenza ai graffi/usura da metallo.	 Résistance aux marques métalliques.

BADGING

TAILOR MADE

Enhance your brand experience with personalised tableware from Churchill.

Our bespoke design service allows you to brand any product with your own personal identity.

From your logo to a full design solution, we will work with you to create the perfect end result.



CREATING YOUR OWN PERSONALISED TABLEWARE IS EASY WITH 8 SIMPLE STEPS

1. Initial Enquiry

- Supply us with your company logo
- Choose your product from any of the Churchill ranges
- Please provide a Pantone reference
- Tell us where you want your logo to go

(Other pantone colours available outside our specified palette. This may however take a little extra time)

Minimum order quantity is 600 mixed pieces, repeat orders are 300 mixed pieces



4. Fired sample

- We will send the fired sample to you for approval
- This will be a true representation of how your final product will look



5. Customer approval of fired sample

- Email confirmation that you are happy with the fired sample
 - location of badge
 - colour
 - items selected
 - size of badge
- Place your order



2. Visuals -

- We'll email an initial graphic design to you to demonstrate how the finished item will look



6. Decorators

- Our skilled decorators will place your logo on each of your items by hand



3. Customer approval of visual

- We await your confirmation of the visuals sent
 - location of badge
 - items selected
 - size of badge



7. Quality check - Each piece will be subjected to a quality check before despatch

8. Delivery of your order!



In the printing of this brochure, every effort has been made to ensure perfect reproduction of product colours, but due to printing limitations, they may not be an exact match to the actual product.



CHURCHILL

churchill1795.com

f [churchill1795](https://www.facebook.com/churchill1795)

in [churchill1795](https://www.instagram.com/churchill1795)

@ [@Churchill_1795](https://twitter.com/Churchill_1795)

Tel: +44 (0) 1782 577 566

Fax: +44 (0) 1782 524 355

email: info@churchill1795.com

**HEAD OFFICE
& STOKE SHOWROOM**
No. 1 Marlborough Way
Tunstall
Stoke-on-Trent
ST6 5NZ

BERLIN SHOWROOM
Rankestraße 8
10789
Berlin
Germany
Tel: 030 33911110

LONDON SHOWROOM
Business Design Centre
Suite 102
52 Upper Street
Islington
London
N1 0QH

MADRID SHOWROOM
Calle Princesa No 2
71a Planta
Puertas 4 y 5
Madrid 28008
España
Tel: 910 004 929

